

UNIVERSITY OF ARKANSAS

RAZORBACKS



STEVEN
HILL

VINCENT
HUNTER

CHARLES
THOMAS

DARIAN
TOWNES

BASKETBALL MEDIA GUIDE

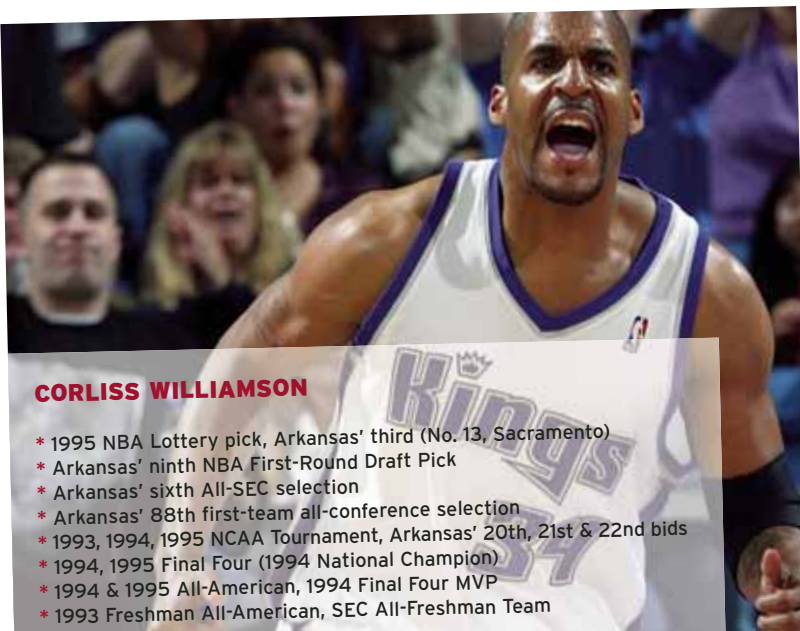
2006 | 07



RONNIE BREWER

- * 2006 NBA Lottery pick, Arkansas' fifth (No. 14, Utah)
- * Arkansas' 11th NBA First-Round Draft Pick
- * Arkansas' 24th All-SEC selection
- * Arkansas' 94th first-team all-conference selection
- * 2006 NCAA Tournament, Arkansas' 28th bid
- * 2006 Defensive All-American
- * 2006 Honorable Mention All-American
- * 2004 Freshman All-American, SEC All-Freshman Team

**BREWER UA'S
LATEST NBA
LOTTERY PICK**



CORLISS WILLIAMSON

- * 1995 NBA Lottery pick, Arkansas' third (No. 13, Sacramento)
- * Arkansas' ninth NBA First-Round Draft Pick
- * Arkansas' sixth All-SEC selection
- * Arkansas' 88th first-team all-conference selection
- * 1993, 1994, 1995 NCAA Tournament, Arkansas' 20th, 21st & 22nd bids
- * 1994, 1995 Final Four (1994 National Champion)
- * 1994 & 1995 All-American, 1994 Final Four MVP
- * 1993 Freshman All-American, SEC All-Freshman Team



JOE JOHNSON

- * 2001 NBA Lottery pick, Arkansas' fourth (No. 10, Boston)
- * Arkansas' 10th NBA First-Round Draft Pick
- * Arkansas' 18th All-SEC selection
- * 2000 Freshman All-American, SEC All-Freshman Team
- * 2000, 2001 NCAA Tournament, Arkansas' 26th & 27th bids
- * 2000 SEC Tournament Champion



ARKANSAS BASKETBALL BY THE NUMBERS

- | | |
|--|---|
| 5 NBA Lottery Draft picks | 28 All-time NCAA Tournament bids, ninth-most in nation |
| 6 Final Four appearances, ninth-most in country | 30 Career 1,000-point scorers |
| 10 Trips to the NCAA Sweet 16, 12th-most in nation | 36 All-time NBA Draft picks |
| 11 NBA First-Round Draft picks | 39 All-time victories in NCAA Tournament play, 12th-most in country |
| 13 Consecutive years in top 15 in national attendance average | 67 Victories over ranked opponents |
| 17 Former Razorbacks currently in professional basketball | 94 All-time first-team all-conference selections |
| 24 All-time overall conference championships | 113 All-time victories as a top five ranked team |
| 25 All-time All-SEC selections, since 1992 | 170 All-time victories in Bud Walton Arena (.810 winning percentage) |
| 26 20-win seasons | 375 All-time victories as a ranked team |
| 27 All-America selections | 1,429 All-time victories (.647 winning percentage) |

HEATH'S NUMBERS STILL CLIMBING



ARKANSAS' WIN TOTALS UNDER HEAD COACH STAN HEATH

2003 > 9 2005 > 18
2004 > 12 2006 > 22



SI.com
COLLEGE BASKETBALL
Arkansas upsets No. 10 Tennessee
KNOXVILLE, Tenn. (AP) — Arkansas followed up big wins over Florida and Alabama with an even bigger one.
Brian Townes scored 15 points and Jonathan Mofica added 14 to help the Razorbacks rally to beat No. 10 Tennessee 73-69 on Saturday afternoon.

USA TODAY
Men's Basketball
Arkansas has just enough to upend No. 7 Florida
FAYETTEVILLE, Ark. (AP) — Ronnie Brewer scored seven of his game-high 24 points in overtime Saturday as Arkansas upset No. 7 Florida 85-81. Brewer knocked down a three-pointer with 54 seconds to play in overtime and batted away a pass as Florida tried to tie.



POINTS PER GAME

2003 > 61.6
2004 > 68.9
2005 > 71.6
2006 > 73.7



NATIONAL RECRUITING RANKINGS

2003 > No. 7 (Recruiting Services Consensus Index), No. 10 (CNNSI.com)
2004 > No. 13 (Rivals.com), No. 16 (Hoop Scoop)
2006 > No. 14 (Scout.com), No. 15 (Rivals.com)



TABLE OF CONTENTS

Web Sites, credits 4
 UA Athletic Department Directory 5
 Arkansas Quick Facts 6-7

THIS IS ARKANSAS BASKETBALL . . .8-20

Razorback Game Day 8-9
 Media Attention 10-11
 Tradition 12-13
 Player Development 14-15
 Facilities 16-17
 Southeastern Conference 18
 Academics 19
 Northwest Arkansas 20



This is Arkansas Basketball

COACHING STAFF21-32

Head Coach Stan Heath 22-25
 Assistant Glynn Cyprien 26
 Assistant Dan Hipsher 27
 Director of Basketball Operations Darren Sorenson 28
 Assistant Oronde Taliaferro 29
 Trainer Dave England,
 Strength and Conditioning Coach Kelly Lambert 30
 Officer Manager Terry Mercer, Support Staff 31
 Student Support Staff 32



Stan Heath

THE RAZORBACKS33-52

Preston Cranford 34
 Gary Ervin 35
 Steven Hill 36-37
 Vincent Hunter 38-39
 Sean McCurdy 40
 Cyrus McGowan 41
 Charles Thomas 42-43
 Darian Townes 44-45
 Patrick Beverley 46
 Michael Washington 47
 Stefan Welsh 48
 Sonny Weems 49
 Returnees Career Game-by-Game Statistics 50-52



Cyrus McGowan

2006-07 SEASON OUTLOOK . . .53-60

Radio/TV Chart 54
 Rosters 55
 Season Preview, Notes & Quotes 56-60



Gary Ervin

UNIVERSITY OF ARKANSAS61-70

University of Arkansas 62-65
 Academic Support/Student Services 66-68
 Home of Champions 69
 Other Facilities 70



Old Main

RAZORBACK BASKETBALL71-116

Bud Walton Arena 72-75
 Bud Walton Arena Records 76
 UA Basketball History, The Final Four,
 1994 National Championship,
 Memorable Games 77-87
 All-Time Post-Season Results & Records 88-89
 All-Time Post-Season Box Scores,
 UA's Sweet 16 Teams 90-103
 All-Time Final Poll Rankings 104-105
 NBA Razorbacks 106-107
 All-Americans 108-109
 All-Conference, Other Honors 110-113
 Lettermen 114-116



Bud Walton Arena

UA ADMINISTRATION117-126

Athletic Department Administration 118-126





RAZORBACKS

6 FINAL FOUR APPEARANCES



CONTENTS

2006-07 OPPONENTS, SEC127-134

Old Spice Classic128

Other Opponents129-131

Southeastern Conference132

UA's All-Time SEC Leaders133

SEC Tournament134

2006 IN REVIEW135-152

2006 Notes136

2006 Results137

Individual Statistics138

Individual Game-by-Game Points-Rebounds-Assists139

Team Game-by-Game Statistics140

Superlatives, Departing Player Statistics141

2006 Box Scores142-147

Southeastern Conference Standings, Honors148

SEC Overall Individual Statistics149

SEC Overall Team Statistics150

SEC Only Individual Statistics151

SEC Only Team Statistics152

RECORDS153-202

1,000-Point Scorers154-156

Scoring157-158

Three-Point Shooting159

Field Goals160-161

Free Throws162-163

Rebounds164-165

Steals166

Assists167

Blocked Shots168

Team Records169-173

Team Year-by-Year Statistical Comparisons174-176

100-Point Games177

Miscellaneous Records178

All-Time Series Results179-187

Year-by-Year Records, Coaching Records188-189

Season-by-Season Results190-202



Ronnie Brewer



Scott Hastings

MEDIA INFORMATION203-207

Media Policies204-205

Arkansas Razorback Sports Network206

Primary Media Outlets207



Steven Hill

Arkansas' NCAA Tournament Rankings208

2007 ScheduleBack Cover

TABLE OF CONTENTS





ON THE INTERNET

Hogwired.com is the official web site of University of Arkansas men's athletics. Hogwired.com features press releases, schedules, results, statistics, coach and student-athlete biographies, and facility information on all eight men's sports. The site also provides links to live statistical game scoring for basketball, football and baseball. Hogwired.com also features the Razor Zone, a premium content site including audio broadcasts of basketball, football and baseball games, live video coverage of select games, and other video features.



StanHeath.com is the site to find out more about University of Arkansas head basketball coach Stan Heath and the Razorback basketball program. The site features information on the history of the UA program and Heath's summer camps, biographies on all coaches and student-athletes, and a photo gallery among other things.



ON THE INTERNET

EDITORIAL

UA Sports Information

Robby Edwards
EDITOR

Meredith Adams, Matt Dozier, Mary Lynn Gibson, Josh Maxson, Ross McDaniel, Molly O'Mara, Claire Scruggs, Emily Striegler, Kevin Trainor, David Wright

ASSISTANT EDITORS

Other Contributors

Fayetteville Chamber of Commerce, Media Relations Offices of UA's 2007 Opponents, Southeastern Conference Media Relations

Design & Production Management

DOXA, Fayetteville, Ark.

Printing

EBSCO Media, Birmingham, Ala.

Photography

Wesley Hitt and Gary Yandell

Contributing Photography and Images

Walt Beasley; Jon Bieber, *Sports Illustrated*; Scott Cunningham, NBAE Photos/Getty Images; Tom Ewart; Bill Smith, NBAE Photos; James "Bone Crusher" Smith; *Sports Illustrated*; Mike Stone; UA Media Relations; Rocky Widner, NBAE Photos; David Yerby

NOTE: All names, nicknames, logos and other indicia referring to the University of Arkansas are trademarks owned and protected by the university. Any unauthorized use of the university's trademark is prohibited.



Cyrus McGowan (left) and Preston Cranford are two of Arkansas' seven returning lettermen from last year's 22-10 club.





UA ATHLETIC DEPARTMENT DIRECTORY

(Area Code – 479) UA Switchboard – 575-2000

ADMINISTRATION

- Frank Broyles**, Athletic Director 575-2755
- Bill Gray**, Executive Associate AD/Game Management 575-2666
- Tom Dorre**, Associate AD/Business 575-3755
- Jerry Pufall**, Associate AD/Facilities 575-4094
- Paul Kirkpatrick**, Assistant AD/Director of Student Life & Academic Support 575-5705
- Matt Shanklin**, Associate AD/Director of Marketing & Licensing 575-7404
- Kevin Trainor**, Assistant AD/Sports Information 575-2751
- Howard Brill**, Faculty Athletics Representative 575-5358
- Toni Bahn**, TV Show Coordinator/Walton Arena Asst. Mgr. 575-8618
- Marvin Caston**, Director of Compliance 575-6536
- Andy Commer**, Video Coordinator 575-2704
- Robby Edwards**, Associate Sports Information Director 575-2751
- Dr. Candy Erbe**, Career Development Director 575-4782
- Rodger Hunter**, Student Life Coordinator 575-4056
- Justin Maland**, Athletic Facilities Operations Manager 575-6768
- Robert Mann**, Director of Retail Operations 575-3815
- Josh Maxson**, Assistant Sports Information Director 575-2751
- Patti Metcalf-Kimbrough**, Guest Services Director 575-6904
- Jean Nail**, Spirit Group Coordinator 575-6534
- Molly O'Mara**, Assistant Sports Information Director 575-2751
- Donita Ritchie**, Associate for Administration 575-2755
- Mark Scobey**, Ticket Manager 575-5152
- Jason Suitt**, Marketing Coordinator 575-5914
- Joe Swingle**, Director of Internal Operations/Facilities 575-6575
- Fred Vorsanger**, Walton Arena Manager 575-8618
- Jason Williamson**, Academic Coordinator 575-4047

BASEBALL STAFF

- Dave Van Horn**, Head Coach 575-3655
- Dave Jorn**, Assistant Coach 575-3552
- Todd Butler**, Assistant Coach 575-8626

BASKETBALL STAFF

- Stan Heath**, Head Coach 575-4555
- Glynn Cyprien**, Assistant Coach 575-3752
- Dan Hipsher**, Assistant Coach 575-3754
- Darren Sorenson**, Director of Basketball Operations 575-6819
- Oronde Taliaferro**, Assistant Coach 575-6388

FOOTBALL STAFF

- Houston Nutt**, Head Coach 575-4849
- Reggie Herring**, Defensive Coordinator/Linebackers 575-4857
- Gus Malzahn**, Offensive Coordinator/Wide Receivers 575-5837
- Bobby Allen**, Cornerbacks 575-4106
- Louis Campbell**, Secondary 575-4296
- Mike Markuson**, Offensive Line/Running Game Coordinator 575-3801
- Danny Nutt**, Running Backs 575-4508
- Tracy Rocker**, Defensive Line 575-3958
- James Shibest**, Tight Ends/Specialists 575-4006
- Alex Wood**, Quarterbacks/Passing Game Coordinator 575-4820
- Rob Taylor**, Director of Football Operations 575-5551
- Clifton Ealy**, Director of High School Recruiting 575-3704
- Chris Vaughn**, Director of On-Campus Recruiting 575-4309

GOLF STAFF

- Brad McMakin**, Head Coach 575-3803
- Layne Savoie**, Assistant Coach 575-5801

OFFICE

STRENGTH & CONDITIONING STAFF

- Don Decker**, Strength & Conditioning Coach 575-3123
- Kelly Lambert**, Assistant Strength & Conditioning Coach 575-3650

TENNIS STAFF

- Robert Cox**, Head Coach 575-2758
- Darin Phelan**, Assistant Coach 575-4949

TRACK & FIELD/CROSS COUNTRY STAFF

- John McDonnell**, Head Coach 575-5403
- Dick Booth**, Assistant Coach 575-4948
- Kyle White**, Assistant Coach 575-6848
- Danny Green**, Administrative Assistant 575-2757

TRAINING STAFF

- Dean Weber**, Director of Athletic Training 575-3756
- Dave England**, Head Basketball Trainer 575-4018
- Eric Linson**, Assistant Athletic Trainer 575-6395
- Dawn Didier**, Assistant Athletic Trainer 575-7584

PRESS ROW

- Bud Walton Arena 575-6622

TICKETS

- UA Ticket Office 1-800-982-HOGS (4647)

SOUTHEASTERN CONFERENCE

- Media Relations Office 205-458-3010
- Media Relations Fax 205-458-3030

WEB SITES

- Arkansas www.hogwired.com
- Head Coach Stan Heath www.stanheath.com
- SEC www.secsports.com

Note: UA has separate men and women's departments, therefore only the men's staff is represented in this publication.



Steven Hill was 14th in the nation with 2.84 blocks per game in 2006.





RAZORBACK QUICK FACTS

UNIVERSITY OF ARKANSAS INFORMATION

Location: Fayetteville, Ark.
Enrollment: 17,938
Founded: 1871
Colors: Cardinal (PMS 200) and White
Nickname: Razorbacks
Conference: Southeastern (Western Division)
Arena (Capacity): Bud Walton Arena (19,200)

UA ADMINISTRATION

UA Chancellor: Dr. John A. White (Arkansas, 1961)
System President: Dr. B. Alan Sugg (Arkansas, 1960)
Athletic Director: Frank Broyles (Georgia Tech, 1948)
Faculty Representative: Howard Brill (Duke, 1965)

Assistant SID: Molly O'Mara (Massachusetts, 2004)
Secretary: Mary Lynn Gibson
Bud Walton Arena Press Row: 479-575-6622
Arkansas Ticket Office: 479-575-5151; 800-982-HOGS (4647)

UA QUICK FACTS



STAN HEATH

UA BASKETBALL STAFF

Head Coach: Stan Heath (Eastern Michigan, 1988)
Career Record: 91-63 (.591), 5 years
Record at Arkansas: 61-57 (.517), 4 years
NCAA Tournament Record: 3-2 (.750); 0-1 at UA
Staff/Year on Staff: Glynn Cyprien (Texas-San Antonio, 2004)/1st
 Dan Hipsher (Bowling Green, 1977)/2nd
 Oronde Taliaferro (Wayne State, 1994)/5th
Director of Basketball Operations: Darren Sorenson (Mount Senario College, 1995)/5th
Head Trainer: Dave England
Strength & Conditioning Coach/Basketball: Kelly Lambert
Academic Coordinator: Jason Williamson
Office Manager: Terry Mercer
Basketball Office Phone: 479-575-6389
Basketball Office Fax: 479-575-6525

UA MEDIA INFORMATION

Associate SID/Basketball: Robby Edwards (Southern Miss., 1986)
Edward's E-mail: robbye@uark.edu
Office Phone: 479-575-2751
Office Fax: 479-575-7481
Home Phone: 479-846-4331
Office Address: Sports Information
 University of Arkansas
 Broyles Athletic Center
 P.O. Box 7777
 Fayetteville, AR 72702
Athletic Web Site: www.hogwired.com
Assistant Athletic Director/Sports Information Director: Kevin Trainor (Arkansas, 1994)
Assistant SID: Josh Maxson (Oklahoma State, 2001)




VINCENT HUNTER

2005-06 REVIEW

Record: 22-10
SEC Record (Finish): 10-6 (T2nd, West)
SEC Tournament Record: 1-1, quarterfinals
NCAA Tournament: 0-1 (Bucknell, 59-55)
Final Associated Press Ranking: NA
Final ESPN/USA Today Ranking: NA
Highest Ranking During Year: Received votes

2005-06 PREVIEW

Starters Returning: 2
 Jr. F/C Steven Hill, 7-0, 250 (3.0 ppg, 3.5 rpg, 2.8 blocks)
 Jr. F Charles Thomas, 6-8, 235 (9.7 ppg, 5.0 rpg, .520 FG%)
Starters Lost: 3
 Jr. G Ronnie Brewer (18.4 ppg, 4.8 rpg, 3.3 apg)
 Sr. G Dontell Jefferson (3.2 ppg, 3.1 rpg, 4.4 apg)
 Sr. G Jonathon Modica (16.1 ppg, 4.0 rpg)
Other Returning Lettermen: 5 - 7 overall
 Jr. G Preston Cranford, 6-7, 214 (0.7 ppg)
 Jr. F Vincent Hunter, 6-10, 225 (3.7 ppg, 2.4 rpg)
 So. G Sean McCurdy, 6-1, 186 (1.8 ppg, 1.3 apg)



SEAN McCURDY





RAZORBACKS

6 FINAL FOUR APPEARANCES

So. F/C Cyrus McGowan, 6-9, 236 (0.9 ppg, 1.2 rpg)
Jr. F/C Darian Townes, 6-10, 254 (9.5 ppg, 5.1 rpg, 1.6 blocks)

Other Lettermen Lost: 2 – 5 overall

Sr. G Eric Ferguson (8.1 ppg, 2.6 apg)
So. G Sammy Munsey (1.0 ppg)

Newcomers: 5

Fr. G Patrick Beverley, 6-1, 172 (37.3 ppg, 6.0 rpg, 8.0 stl at Marshall HS, Chicago, Ill.)
Jr. G Gary Ervin, 6-0, 176 (7.4 ppg, 2.4 rpg, 4.7 apg, 1.1 spg at Mississippi State in 2005)
Fr. F/C Michael Washington, 6-10, 229 (31.6 ppg, 14.8 rpg, 9.0 blk at Genesis One Christian School in Mendenhall, Miss.)
Jr. F Sonny Weems, 6-6, 201 (15.7 ppg at Arkansas-Fort Smith CC)
Fr. G Stefan Welsh, 6-2, 180 (17.0 ppg, 5.0 rpg, 5.0 apg at Hargrave Military Academy)

Ervin sat out the 2006 season and has two years remaining

UA ALL-TIME RECORDS

Overall: 1,429-780 (.647), 83 years
Overall Conference: 719-437 (.622), 83 years
Overall Conference Championships: 24 (2 SEC, 22 Southwest Conference)
Southeastern Conference Record: 133-107 (.554), 15 years
SEC Overall Championships: 2 (1992, 1994)
SEC Divisional Championships: 4 (1992, 1993, 1994, 1995)
Southwest Conference: 586-330 (.640), 68 years
SWC Championships: 22 (1926, 1927, 1928, 1929, 1930, 1935, 1936, 1938, 1941, 1942, 1944, 1949, 1950, 1958, 1977, 1978, 1979, 1981, 1982, 1989, 1990, 1991)

Overall Conference Tournament: 38-24 (.613)
Overall Conference Tournament Championships: 7 (1 SEC, 6 SWC)
SEC Tournament: 15-14 (.517)
SEC Tournament Championships: 1 (2000)
SWC Tournament: 23-10 (.697)

SWC Tournament Championships: 6 (1977, 1979, 1982, 1989, 1990, 1991)
NCAA Tournament Bids: 28*
NCAA Tournament Record: 39-27 (.591)
National Championships: 1 (1994)
National Runner-up Finishes: 1 (1995)
NCAA Final Fours: 6 (1941, 1945, 1978, 1990, 1994, 1995)
NCAA Regional Finals (Elite Eight): 6 (1978, 1979, 1990, 1991, 1994, 1995)**
NCAA Regional Semifinals (Sweet 16): 10 (1978, 1979, 1981, 1983, 1990, 1991, 1993, 1994, 1995, 1996)***

**UA also received a bid in 1944 but was unable to participate due to a car accident. Total number of NCAA Tournament appearances is 26.*

*** Beginning in 1975 when each team was required to win at least two games to reach the Elite Eight*

**** Beginning in 1975 when each team was required to win at least one game to reach the Sweet 16*

NIT Appearances: 5 (2 post-season, 3 pre-season)
NIT Record: 9-6
NIT Final Fours: 2 (1 post-season, 1 pre-season)

UA HONORS

All-America Selections: 26 (12 different players)
Overall All-Conference (first-team selections): 94
All-SEC (first team): 10 (six different players)
All-SWC (first team): 84 (55 different players)
All-Conference Tournament Selections: 34
All-SEC Tournament: 9 (7 different players)
All-SWC Tournament: 25 (15 different players)

2006 Home Attendance Average (national rank): 14,959 (12th)
Bud Walton Arena Record (1994-2006): 170-40 (.810)
Barnhill Arena Record (1958-93): 304-94 (.764)

UA QUICK FACTS

DIRECTIONS TO BUD WALTON ARENA

From Northwest Arkansas Regional Airport: From main entrance turn left onto Hwy. 264. At Cave Springs, Hwy. 264 will turn right (east) for two blocks and then turn left (south). Continue on Hwy. 264 to I-540. Turn south on I-540 to Fayetteville. Take Exit 62 (Hwy. 62 and Sixth Street) and go left (east) to Razorback Road (about 2 miles). Turn left (north) onto Razorback Road. Bud Walton Arena is on your right.

From Little Rock (or anywhere south of Fayetteville): Take I-40 west to I-540 north. Continue on I-540 to Exit 62 (Hwy. 62 and Sixth Street) and go right (east) to Razorback Road (about 2 miles). Turn left (north) onto Razorback Road. Bud Walton Arena is on your right.

From Tulsa, Okla.: From airport go south on US-169. Follow signs for the Cherokee Turnpike and US 412 East. Take US 412 east from Tulsa approximately 15 miles to the Cherokee Turnpike entrance. The turnpike will bypass US 412 to the Arkansas State line. Exit turnpike and continue on US 412 to I-540. Go on I-540 south to Exit 62 (Hwy. 62 and Sixth Street). Go left (east) to Razorback Road (about 2 miles). Turn left (north) onto Razorback Road. Bud Walton Arena is on your right.



2006-07 UNIVERSITY OF ARKANSAS ROSTER

ALPHABETICAL

No.	Player	Pos.	Ht.	Wt.	Class-Exp.	Hometown (Previous School)
21	Patrick Beverley	G	6-1	172	FR-HS	Chicago (Marshall HS), Ill.
22	Preston Cranford	G	6-7	214	JR-2L	Heber Springs (Heber Springs HS), Ark.
0	Gary Ervin	G	6-0	176	JR-TR	Brooklyn, N.Y. (Mississippi St.)
51	Steven Hill	F/C	7-0	250	JR-2L	Branson (Branson HS), Mo.
33	Vincent Hunter	F	6-10	225	JR-2L	Little Rock (J.A. Fair HS), Ark.
14	Sean McCurdy	G	6-1	186	SO-1L	Westport, Conn. (St. Anthony [N.J.] HS)
1	Cyrus McGowan	F/C	6-9	236	SO-1L	Meridian (Meridian HS), Miss.
3	Charles Thomas	F	6-8	235	JR-2L	Jackson (Callaway HS), Miss.
5	Darian Townes	F/C	6-10	254	JR-2L	Alexandria, Va. (Hargrave Military Academy)
15	Michael Washington	F/C	6-10	229	FR-HS	McGehee, Ark. (Genesis One Christian [Mendenhall, Miss.] School)
13	Sonny Weems	F	6-6	201	JR-JC	West Memphis, Ark. (UA-Fort Smith CC)
2	Stefan Welsh	G	6-2	180	FR-HS	Newport News, Va. (Hargrave Military Academy)

Head Coach: Stan Heath
Assistant Coaches: Glynn Cyprien, Dan Hipsher, Oronde Taliaferro
Director of Basketball Operations: Darren Sorenson
Trainer: Dave England

PRONUNCIATION GUIDE


Players

Cyrus McGowan – Sigh-russ
Darian Townes – Dare-e-in
Stefan Welsh – Steph-un

Coaches

Glynn Cyprien – Sip-re-in
Oronde Taliaferro – O-ron-day Ta-la-fair-o





GAME



Arkansas was 15-1 in Bud Walton Arena in 2006 to lead the Southeastern Conference with the best home record in the league.

Those victories include the 85-81 overtime win over No. 10 and eventual national champion Florida, a win over eventual NIT champion South Carolina, a win over Alabama in front of an ESPN national television audience and a win over Missouri.

Since 1958, the Hogs are 474-134 at home for a winning percentage of .780. Since moving into Bud Walton Arena in 1994, UA is 170-40 at home over the last 13 years for a winning percentage of .806.

Arkansas has ranked among the top 15 in national attendance average every year since moving into Bud Walton Arena. UA was No. 12 in 2006 (14,959).



DAY





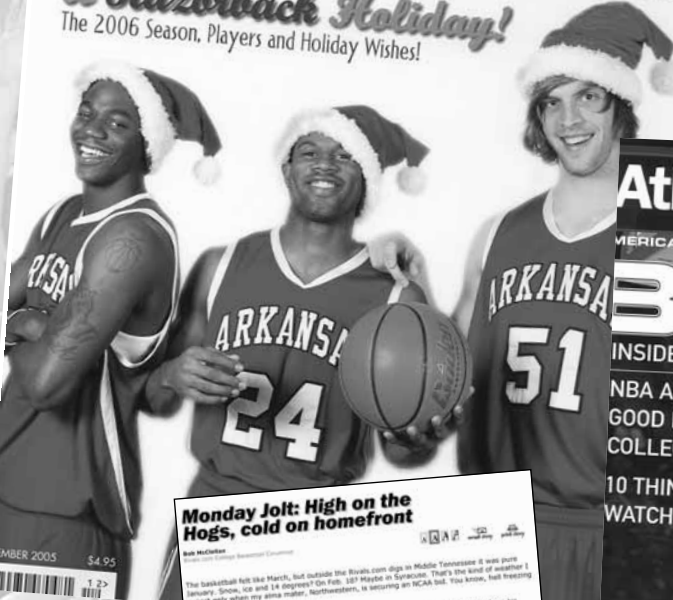
ESPN HD

INTRODUCTION

CELEBRATE Magazine

CELEBRATING THE ENTREPRENEURIAL SPIRIT OF ARKANSAS

A Razorback Holiday!
The 2006 Season, Players and Holiday Wishes!



Monday Jolt: High on the Hogs, cold on homefront

The basketball felt like March, but outside this Ozark.com dip in Middle Tennessee it was pure winter. Snow, ice and 14 degrees? On Feb. 20? Maybe in Syracuse. That's the kind of weather I suspect only when my game ruler, NorthWestern, is securing an NCAA bid. You know, just freezing over.

Enamored Stan Heath finally got a spirited effort from his boys at Arkansas. The hogs got a much-needed victory over Brewer in the Arkansas-Florida game, Arkansas Boone and Florida's Corey Brewer had 24 points, four assists and a steal that saved the game; Corey Brewer had 11 points and five rebounds, including a spectacular rebound and dunk off a missed shot.

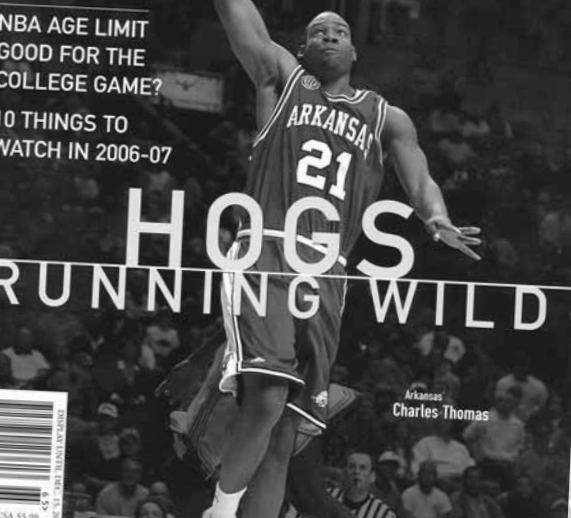
To me the Razorback's weak link is Taurian Green. Saturday on Fayetteville he took too many ill-aimed shots and made too many turnovers. The hogs had six turnovers and four assists against the Hogs. But if he can play under control this is a Florida team that should last longer than the first weekend of the tournament.

Junior Monica helped Arkansas top Florida on Saturday.

Arkansas' SEC's hottest team, brought down high-flying Tennessee with a convincing 92-79 win in Tusculoo. The Tide outshouted the Vols 40-21, getting double-doubles from Jeremiah Davisson (17 points, 16 rebounds) and freshman Richard Hendrix (14 points, 12 rebounds). The Tide also made 28 of 33 free throws, good for 92.3 percent.

Chris Lofton continued his torrid shooting for the Vols. He hit 6 of 8 3-pointers against the Tide to run his four-game streak from behind the arc to 29 of 41. New coach Bruce Pearl believes to run his four-game streak from behind the arc to 29 of 41. New coach Bruce Pearl believes there should be an NCAA investigation every time Lofton misses. They hold him the whole time.

Athlon Sports College Basketball



NCAA TOURNAMENT WE REVEAL THE FIELD OF 65

INSIDE

NBA AGE LIMIT GOOD FOR THE COLLEGE GAME?

10 THINGS TO WATCH IN 2006-07

HOGS

RUNNING WILD

Arkansas Charles Thomas

NCAA Basketball Latest News Scoreboard Stats Schedule Teams

Bigger is better



No league will return more talent than the SEC next season. At least four players who had a shot at being lottery picks are back, and all six NCAA Tournament teams return at least three starters. Arkansas is among them, but perhaps no SEC team is undergoing a bigger transformation. Formerly a perimeter-oriented squad, the Razorbacks will rely more than ever on big men like **Steven Hill** and **Darian Townes**. [details]

- New Mexico State looking up
- College Hoops Mailbag
- The Wire

USA TODAY Men's Basketball

Arkansas keeps rolling with upset of No. 11 Tennessee

KNOXVILLE, Tenn. (AP) — Arkansas followed up big wins over Florida and Auburn with an even bigger one over Tennessee, scoring 15 points and Jonathan Moore scored 14 to help the Razorbacks rally to beat No. 11 Tennessee 73-69 on Saturday afternoon.

Arkansas followed up big wins over Florida and Auburn with an even bigger one over Tennessee, scoring 15 points and Jonathan Moore scored 14 to help the Razorbacks rally to beat No. 11 Tennessee 73-69 on Saturday afternoon.

Arkansas followed up big wins over Florida and Auburn with an even bigger one over Tennessee, scoring 15 points and Jonathan Moore scored 14 to help the Razorbacks rally to beat No. 11 Tennessee 73-69 on Saturday afternoon.



TRAD

Arkansas has made six trips to the Final Four (1941, 1945, 1978, 1990, 1994, 1995), earned 28 bids to the NCAA Tournament, advanced to at least the Sweet 16 10 times, claimed a total of 39 victories in NCAA Tournament play and won 24 regular season and tournament conference championships.


The six Final Four appearances, 28 NCAA Tournament bids and 24 conference titles all rank ninth-best in the nation. The 39 NCAA Tournament victories rank 10th in the country while the Sweet 16 appearances rank 12th.

Arkansas has ranked among the top 15 in national attendance average every year since moving into Bud Walton Arena. UA was No. 12 in 2006 (14,959).

In 2005, Street & Smith's released a specialty publication on the "100 Greatest College Basketball Programs of All Time" with Arkansas ranking eighth on that list.

To compile the rankings, Street & Smith's examined several categories, including NCAA Tournament appearances, tournament victories, Final Four appearances, championship game appearances, titles won, conference and conference tournament championships, graduation rates and NBA first-round draft selections, among others.

ITION



PLAYER DEVELOPMENT




RONNIE BREWER



CORLISS WILLIAMSON



JOE JOHNSON



JONATHON MODICA

ACTIVE HOGS IN THE PROS



	Pos.	Last Year at UA	Team
Ronnie Brewer	G	2006	Utah Jazz (NBA)
Tony Brown	G	1982	Boston Celtics (NBA - assistant coach)
Nick Davis	F	1998	Niigata Albirex (Japan)
Todd Day	G	1992	Blue Stars (Lebanon)
Brandon Dean	G	2002	Arkansas (NBADL)
Olu Famutimi	G	2005	San Antonio Spurs (NBA)
Teddy Gipson	G	2002	Paderborn (Germany)
Dionisio Gomez	F	2003	Libertad (Argentina)
Joe Johnson	G/F	2001	Atlanta Hawks (NBA)
Sidney Moncrief	G	1979	Fort Worth (NBADL - head coach)
Jannero Pargo	G	2002	New Orleans/Oklahoma City Hornets (NBA)
Kareem Reid	G	1999	Arkansas (NBADL)
Larry Satchell	F	2003	C. Entrerriano (Argentina)
Dwight Stewart	F/C	1995	Tabare (Uruguay)
Scotty Thurman	G/F	1995	Fastlink (Jordan)
Darrell Walker	G	1983	New Orleans/Oklahoma City Hornets (NBA - assistant coach)
Corliss Williamson	F	1995	Sacramento Kings (NBA)

In Stan Heath's four years at Arkansas, he's had players earn All-SEC honors four times, SEC all-freshman honors four times, USBWA all-district three times, NABC all-district twice, finish first (two) or second (five) in SEC statistical rankings seven times and had his teams finish first (four) or second (six) in SEC statistical rankings 10 times.

MENT



JANNERO PARO





ARKANSAS NATIONAL ATTENDANCE RANKING
(last six years)

2001	9th
2002	13th
2003	14th
2004	13th
2005	9th
2006	12th

The newest addition to Arkansas' lineup of first class facilities is the Walker Family Training Center, which is a three-level addition to the Walker Pavilion.

The top floor features an 18,000-square foot weight room with a nutritional area, including a juice bar and ice cream/protein machine; and 13 42-inch flat screen televisions for viewing and adjusting technique.

The second floor houses an athletic training room with rehabilitation equipment.

The first floor, inside the pavilion, features the 16,000-square foot Camden and Sue Greene Speed Development Center. It includes a three-lane 70-yard mondo track surface, a two-lane 60-yard sand pit and a 2,500-square foot AstroPlay agility area.




ILITIES

In Bud Walton Arena – “The Basketball Palace of Mid-America” – the Hogs have an all-time average attendance of 17,291. Razorback facilities also include a spacious locker room, a team meeting area, an artistically designed shower, a museum commemorating the great players and teams in school history, a player lounge with high speed Internet access and a one-of-a-kind scoreboard.






RONNIE BREWER




DEREK HOOD




NICK DAVIS



KAREEM REID



SCOTTY THURMAN



PAT BRADLEY

Arkansas' SEC Leaders

(Arkansas joined the SEC in 1992)

Rebounding: Derek Hood, 1999 (8.0); Nick Davis, 1998 (9.8); Derek Hood, 1997 (8.0)

Field Goal Percentage: Derek Hood, 1999 (.565, 173-306)

Three-Point Field Goal Percentage: Scotty Thurman, 1995 (.427, 102-239)

Three-Point Field Goals Per Game: Jannero Pargo, 2002 (3.28); Pat Bradley, 1999 (2.7); Pat Bradley, 1998 (2.8); Pat Bradley, 1997 (3.1)

Assists: Kareem Reid, 1997 (5.7)

Assist-to-Turnover Ratio: Blake Eddins, 2003 (5.0)

Steals: Ronnie Brewer, 2006 (2.6); Robert Shepherd, 1993 (2.8)

Arkansas' SEC Championships

2001	Tournament
1995	Western Division
1994	Overall, Western Division
1993	Western Division
1992	Overall, Western Division




In 2006, the Southeastern Conference produced the NCAA and NIT champions, posted a 13-5 record in the NCAA and NIT tournaments, sent six teams into the NCAA Tournament for the seventh time in eight years, sent two teams to the Final Four and 11 in the last 14 years, and had a team reach at least the Sweet 16 for the 12th time in 14 years.


In the stands, SEC teams drew more than 2.2 million fans last year for an average of 11,082 per game. Arkansas was 12th in the nation with an average of 14,958.

Since 2000, in the 20 sports the SEC sponsors, the league has won more team national championships than any other conference. The SEC has won 43 team national titles, ahead of the Pac-10 Conference, which is second at 37, and the Big 12 Conference, which is third with 19 titles.

Also significant is that the SEC has won national championships in more sports since 2000 than any other conference. In the 20 sports the SEC sponsors, the SEC has won team national championships in 15 since 2000. The Pac-10 Conference has won team national titles in 13.



ACADEMICS




The 15,000-square foot Bob and Marilyn Bogle Academic Center (above) includes a computer lab with 36 stations, formal and informal study areas, 14 individual tutor rooms with computers, Internet access, student life and career development resources, and a multi-purpose classroom.

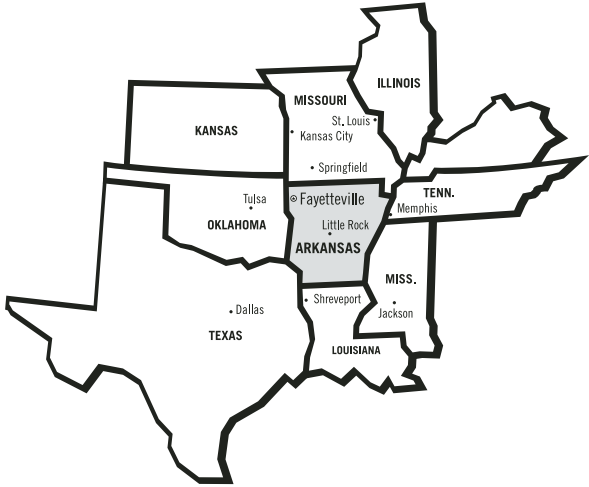
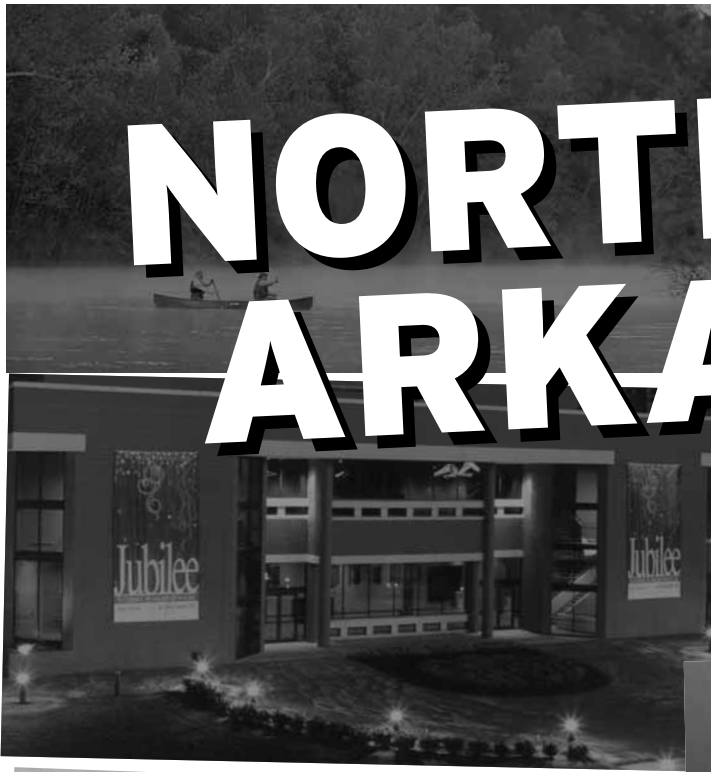
In Stan Heath's four years as head coach, eight Razorbacks have completed their eligibility and participated in commencement exercises.

During Heath's tenure, Razorbacks have been named to UA's Lon Farrell Academic Honor Roll 18 times, earned Hard Working Hog awards 15 times and earned Academic All-SEC honors four times, including Steven Hill and Preston Cranford last year.

Current players aren't the only Razorbacks making progress towards completing their degree requirements. Former Hogs have also gotten into the act with Todd Day, following a nine-year NBA career in which he averaged 12.8 points per game from 1993-2001; Clyde Fletcher (left), who lettered in 1991 and '92; and Ron Huery, who lettered from 1987-91; returning and earning their degrees, among others.



NORTHWEST ARKANSAS



Dallas, Texas	325
Fort Smith	63
Kansas City, Mo.	213
Little Rock	192
Memphis, Tenn.	320
Springfield, Mo.	115
St. Louis, Mo.	365
Tulsa, Okla.	117

Northwest Arkansas is home to Wal-Mart, the world's largest retailer; Tyson Foods, the worlds largest supplier of meat; and J.B. Hunt, the nation's largest transportation company.

Dickson Street, which runs into the UA campus, is the cultural hub of Fayetteville. It offers a blend of retail shops, restaurants, night spots and the Walton Arts Center.

On the entertainment front, Fayetteville has recently played host to performers such as country music star Joe Nichols (who is from Northwest Arkansas and pictured above), Gin Blossoms, SheDaisy, Lifehouse, The All American Rejects, Big and Rich, Bill Cosby, Saving Jane, B.B. King and Lyle Lovett.


This year's Razorback Basketball Golf Outing saw many former Hogs return to campus, including Lee Mayberry, Todd Day, Joe Kleine and Jimmy Dykes.

Arkansas' coaching staff includes (L to R): Assistant Glynn Cyprien, assistant Dan Hipsher, head coach Stan Heath, director of basketball operations Darren Sorenson and assistant Oronde Taliaferro.

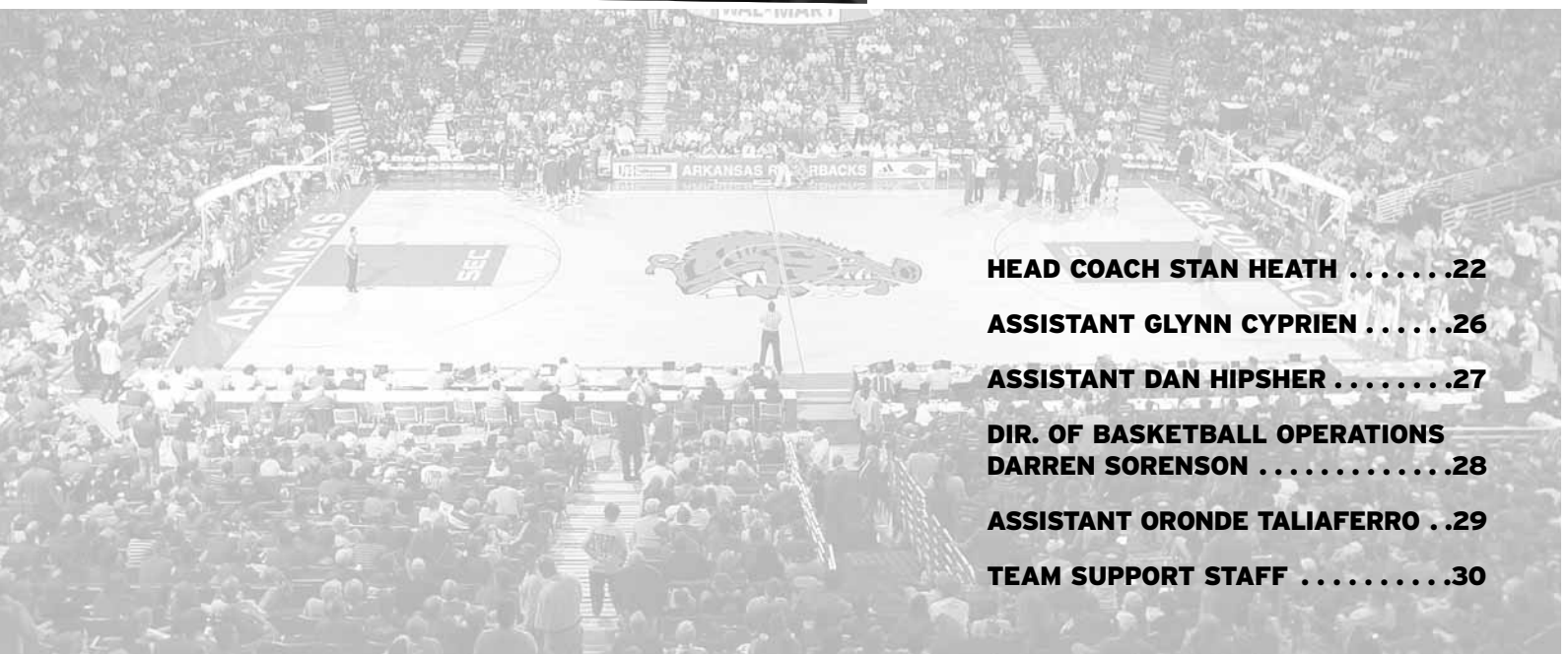
COACHING STAFF



Darren Sorenson has worked as both an assistant and as the director of basketball operations in his four years with head coach Stan Heath.



Dan Hipsher (left) is in his second season on the staff while Oronde Taliaferro (right) is entering his fifth.




HEAD COACH STAN HEATH22
ASSISTANT GLYNN CYPRIEN26
ASSISTANT DAN HIPHER27
DIR. OF BASKETBALL OPERATIONS DARREN SORENSON28
ASSISTANT ORONDE TALIAFERRO	..29
TEAM SUPPORT STAFF30



HEAD COACH STAN HEATH

COACHING STAFF HEAD COACH STAN HEATH



Last season was a breakthrough year for Arkansas head coach Stan Heath. After three years of making considerable improvement across the board, Heath's fourth Razorback team made noise nationally and earned Arkansas' first NCAA Tournament appearance in five years.

Every one of Heath's teams at Arkansas has been better than the previous squad. The Hogs have gone from nine wins in 2003 to 12 in 2004 to 18 in 2005 to 22 last year.

In 2006, Arkansas finished 22-10, tying for second in the Southeastern Conference's Western Division and tying for the third-highest victory total in the league. The Hogs beat eventual NCAA champion Florida, 85-81 in overtime, and eventual NIT champion South Carolina, 73-59. The Razorbacks were 15-1 at home, the best mark in the conference. The Hogs also recorded wins over two top 10 ranked opponents, beating then-No. 10 Florida and winning at then-No. 10 Tennessee, 73-69. The win at UT was the first road win over a top 10 opponent for Arkansas since 1994.

Of Arkansas' 10 losses, eight were by five points or less. In fact, the six SEC losses were by a total of 16 points. Outside the conference, UA, which received votes for the top 25 for the second straight year, scored big non-conference wins over Kansas, Missouri and Texas Tech.

The Razorbacks were solid across the board, finishing third in the SEC in scoring (74.7), fourth in scoring defense (64.9), third in scoring margin (+8.8), fourth in field goal defense (.416), sixth in field goal percentage (.458), fifth in free throw percentage (.692), second in blocked shots (6.1), third in assists (15.47), third in steals (8.31) and second in turnover margin (+3.38).

Arkansas' field goal percentage (.458) was its best since 1995 (.464) when the Hogs advanced to the Final Four championship game, the 194 blocked shots are the second-most in school history (229 in 1991) and the 498 free throws made in 720 attempts are the most in each category since 1998 (511-788) while the .692 percentage is the best since 1992 (.741).

Proof of overall progress is in the numbers during Heath's tenure. In 2003, UA was 12th in the SEC in scoring (61.6), 12th in field goal

Arkansas' Records Continue to Improve Under Stan Heath

Year	Overall	SEC	Postseason
2003	9-19	4-12	
2004	12-16	4-12	
2005	18-12	6-10	
2006	22-10	10-6	NCAA

percentage (.393), 11th in three-point percentage (.310), 12th in free throw percentage (.609), 12th in assists (9.8), 12th in turnover margin (-3.39), ninth in blocked shots (3.5) and ninth in steals (6.5)

Signs of what was coming were evident in 2005 when Arkansas went 18-12, won the Paradise Jam, a six-team tournament at St. Thomas, U.S. Virgin Islands, received votes for the top 25 for the first time since 2001, and led the SEC in blocked shots (5.2) and three-point defense (.309).

Heath's 2004 club was the eighth-youngest in the nation, based on players contributing quality minutes, but the Hogs took steps in the right direction with the win total increasing by three to 12-16. That total included a pair of wins over ranked teams - No. 22 Vanderbilt, 70-62, and No. 25 South Carolina, 82-66.

When he became Arkansas' 10th head basketball coach on March 28, 2002, he inherited a team returning just 25.1 points and 16.8 rebounds a game from the previous season.

Despite an all-freshmen backcourt, the Razorbacks enthusiastically bought into Heath's system and the results were evident. Heath's emphasis on defense resulted in UA holding opponents to 66.5 points a game, then the lowest total since 1988 (64.9). The biggest difference was on the boards. After ranking 12th in the Southeastern Conference in 2002 with a





-8.7 rebounding margin, 10th with 8.0 offensive rebounds and 11th with 32.1 boards per game, Arkansas was the top rebounding team in the league with 38.0. The Hogs were also first with 14.54 offensive rebounds a game and third with a +5.5 rebounding margin.

Heath's coaching has a lot to do with those gains, but his recruiting is also a factor as he and his staff continue attracting several of the top players from across the country.

The 2003 class, which included Ronnie Brewer, Olu Famutimi and Vincent Hunter, was ranked No. 7 in the nation in the Recruiting Services Consensus Index and by *Hoop Scoop*, and No. 10 by CNNSI.com.

Heath and his staff earned praise in 2004 for signing Al Jefferson, the top prospect in the nation. Jefferson signed with Arkansas during the fall recruiting period but was selected by the Boston Celtics with the 15th pick in the first round of the 2004 NBA Draft.

Even though Jefferson did not suit up for Arkansas, his signing made inroads with other recruits nationally and the 2004 Razorback class was ranked No. 13 by Rivals.com and No. 16 by *Hoop Scoop*.

The 2003 class raised Arkansas' overall athletic ability. The 2004 class gave UA an inside presence with size in the form of 7-0 Steven Hill, 6-10 Darian Townes and 6-8 Charles Thomas.

The 2006 class is a combination of both, and was ranked No. 2 in the SEC and No. 14 in the nation by Scout.com, and No. 2 and No. 15, respectively, by Rivals.com.

Heath came to Arkansas after a record-setting season as the head coach at Kent State University. In 2001, his first year as a head coach, he led the Golden Flashes to a 30-6 record and to the Elite Eight in the NCAA Tournament.

Before going to KSU, he was an assistant for five years under Tom Izzo at Michigan State. He helped the Spartans advance to the Final Four three straight years (1999, 2000, 2001), win the 2000 national title, make another appearance in the Sweet 16 and go a combined 132-37.

On March 19, 2001, *Sports Illustrated* featured "five college coaches waiting in the wings." Heath was on that list, along with assistant Leonard Perry of Iowa State, Florida assistant John Pelphrey, head coach Jeff Ruland of Iona and Hofstra assistant Jay Wright.

A month later, he was the head coach at Kent State.

Under his guidance, the Golden Flashes won the Mid-American Conference regular-season and tournament titles, and came within a victory of reaching the Final Four before falling to Indiana in the South Region finals.

Along the way, Kent set school and MAC records for wins (30), breaking the record of 29 set by Ball State in 1989; became the first MAC team to reach the Elite Eight since Ohio University in 1964; recorded a league-record 21-game winning streak, including a 17-1 mark in conference play; beat three ranked teams in the NCAA Tournament, including No. 20 Oklahoma State,



The Heath Family (front, L to R): Stan and Joshua. (Back, L to R): Jordan and Ramona.

STAN HEATH QUICK FACTS

Born: Dec. 17, 1964 (41)

Family: wife Ramona (Webb); boys Jordan (14) and Joshua (11)

Head Coaching Record:
91-63 (.591), five years; 61-57 (.517) at Arkansas, four years
41-41 (.500) in conference games, five years; 24-40 (.375) against the SEC at Arkansas, four years

Coaching Honors:
MAC Coach of the Year (2002)
CBSSportsline.com and CollegelInsider.com national Rookie Coach of the Year (2002)

Named Head Coach at Arkansas: March 28, 2002

Years of Collegiate Coaching Experience: 18

Education:
Wayne State (Detroit) University – master's in sports administration (1993)
Eastern Michigan (Ypsilanti) University – bachelor's in social science (1988)
Catholic Central High (Detroit, 1983)

Coaching History:
2003-Present – Arkansas - head coach
2002 – Kent State (Ohio) University - head coach
1997-01 – Michigan State (East Lansing) University - assistant
1995-96 – Bowling Green State (Ohio) University - assistant
1994 – Wayne State (Detroit, Mich.) University - associate head coach
1992-93 – Wayne State (Detroit, Mich.) University - assistant
1990-91 – Albion (Mich.) College, assistant and junior varsity head coach
1989 – Hillsdale (Mich.) College - assistant
1988 – Lincoln High (Ypsilanti, Mich.) - assistant, head freshman coach

Player History: 1984-87 Eastern Michigan, three-year letterman

Season Records and Postseason Experience as a Collegiate Coach:

at Arkansas	2006 (22-10, NCAA Tournament first round, tied for second in SEC Western Division [10-6], SEC-best 15-1 at home, received votes for top 25)
	2005 (18-12, won six-team Paradise Jam tournament at St. Thomas, U.S. Virgin Islands, received votes for top 25)
	2004 (12-16)
	2003 (9-19)
at Kent State	2002 (30-6, Elite Eight, South Region final, MAC records for wins, conference mark [17-1] and consecutive wins [21])
at Michigan St.	2001 (28-5, Final Four, Big Ten regular-season champion, 44-game home winning streak)
	2000 (32-7, NCAA champion, Big Ten regular-season and tournament champion)
	1999 (33-5, Final Four, Big Ten regular-season and tournament champion, school-record 33 wins)
	1998 (22-8, Sweet 16, Big Ten regular-season champion)
	1997 (17-12, second round of NIT)
at Bowling Green	1996 (14-13)
	1995 (16-11)
at Wayne St.	1994 (25-5, won Great Lakes Intercollegiate Athletic Conference title, regional finals, school-record 25 wins)
	1993 (22-10, won Great Lakes Intercollegiate Athletic Conference title, Final Four)
	1992 (23-8, second round of NCAA Division II playoffs)
at Albion	1991 (12-13)
	1990 (13-11)
at Hillsdale	1989 (11-18)

COACHING STAFF HEAD COACH STAN HEATH





STAN HEATH VERSUS ALL OPPONENTS

COACHING STAFF HEAD COACH STAN HEATH

	At Kent St.	At Arkansas	Total	Last Meeting (W or L)
Akron	2-0	--	2-0	2002 (W)
Alabama	1-0	2-6	3-6	2006 (W)
Auburn	--	4-4	4-4	2006 (W)
Ball St.	1-0	--	1-0	2002 (W)
Bowling Green	3-0	--	3-0	2002 (W)
Bucknell	--	0-1	0-1	2006 (L)
Buffalo	1-1	--	1-1	2002 (W)
Cal-Irvine	1-0	--	1-0	2002 (W)
Centenary	--	1-0	1-0	2003 (W)
Central Michigan	1-0	--	1-0	2002 (W)
Chattanooga	1-0	--	1-0	2002 (W)
Cleveland St.	1-0	--	1-0	2002 (W)
Connecticut	--	0-1	0-1	2006 (L)
Eastern Michigan	1-0	1-0	2-0	2005 (W)
Florida	--	1-4	1-4	2006 (L)
Gardner Webb	--	1-0	1-0	2005 (W)
Georgia	--	3-2	3-2	2006 (W)
Grambling St.	--	1-0	1-0	2004 (W)
Hartford	--	1-0	1-0	2005 (W)
Hofstra	0-1	--	0-1	2002 (L)
Illinois	--	0-3	0-3	2005 (L)
Illinois St.	1-0	--	1-0	2002 (W)
Indiana	0-1	--	0-1	2002 (L)
Jackson St.	--	1-0	1-0	2003 (W)
Jacksonville St.	--	1-0	1-0	2005 (W)
Jacksonville University	--	1-0	1-0	2004 (W)
Kansas	--	1-0	1-0	2006 (W)
Kentucky	0-1	0-4	0-5	2006 (L)
La.-Monroe	--	1-0	1-0	2005 (W)
La. Tech	--	2-0	2-0	2004 (W)
Lipscomb	--	1-0	1-0	2005 (W)
LSU	--	2-7	2-7	2006 (L)
Marshall	3-0	--	3-0	2002 (W)
Maryland	--	0-1	0-1	2006 (L)
Memphis	--	0-1	0-1	2003 (L)
Mercyhurst College	1-0	--	1-0	2002 (W)
Miami (Ohio)	2-0	--	2-0	2002 (W)
Mississippi St.	--	2-6	2-6	2006 (W)
Missouri	--	2-0	2-0	2006 (W)
Missouri St.	--	1-0	1-0	2006 (W)
Nicholls St.	--	1-0	1-0	2004 (W)
North Texas	--	1-0	1-0	2004 (W)
Northern Illinois	1-0	--	1-0	2002 (W)
Ohio	2-0	--	2-0	2002 (W)
Oklahoma St.	1-0	0-2	1-2	2004 (L)
Ole Miss (Mississippi)	--	4-4	4-4	2006 (W)
Oral Roberts	--	1-1	1-1	2004 (W)
Pittsburgh	1-0	--	1-0	2002 (W)
Portland St.	--	1-0	1-0	2006 (W)
Prairie View A&M	--	1-0	1-0	2005 (W)
Radford	--	1-0	1-0	2006 (W)
Rice	--	1-0	1-0	2006 (W)
Robert Morris	1-0	--	1-0	2002 (W)
Sam Houston St.	--	1-0	1-0	2003 (W)
South Carolina	--	2-3	2-3	2006 (W)
Southeast Missouri St.	--	1-0	1-0	2004 (W)
Southern Mississippi	--	1-0	1-0	2006 (W)
Texas St.	--	2-0	2-0	2006 (W)
St. Bonaventure	1-0	--	1-0	2002 (W)
Tennessee	--	2-3	2-3	2006 (W)
Tennessee St.	--	1-0	1-0	2005 (W)
Texas-Pan American	--	1-0	1-0	2006 (W)
Texas Tech	--	1-0	1-0	2006 (W)
Toledo	2-0	--	2-0	2002 (W)
Troy St.	--	1-1	1-1	2005 (W)
Tulsa	--	2-1	2-1	2005 (W)
Vanderbilt	--	3-1	3-1	2006 (W)
Western Carolina	--	0-1	0-1	2004 (L)
Western Illinois	--	1-0	1-0	2006 (W)
Western Michigan	1-0	--	1-0	2002 (W)
Winthrop	--	1-0	1-0	2005 (W)
Xavier	0-1	--	0-1	2002 (L)
Youngstown St.	0-1	--	0-1	2002 (L)

Arkansas' Scoring Averages Going Up

2003	61.6	2005	71.6
2004	68.9	2006	73.7



What Michigan State Head Coach Tom Izzo Says About Stan Heath

"In his five years at Michigan State, he was a part of four straight Big Ten championships, three straight Final Fours and a national championship, so he has a blueprint and an understanding of what it takes to be successful. He took over a Kent State program that had high expectations, yet he found a way to exceed the expectations by winning championships and advancing to the NCAA Tournament Elite Eight.

"Stan has a great basketball mind and relates very well with kids. He's a people person, while also being well organized with an understanding of what he needs to do to accomplish his goals."

Recruiting Class Rankings

2003	No. 7 (Recruiting Services Consensus Index), No. 10 (CNNSI.com)
2004	No. 13 (Rivals.com), No. 16 (Hoop Scoop)
2006	No. 14 (Scout.com), No. 15 (Rivals.com)



69-61, No. 8 Alabama, 71-58, and No. 9 Pittsburgh, 78-73 in overtime, before losing to Indiana, 81-69; went 12-0 at home with an average attendance of 4,928, Kent's best since 1970; led the MAC in scoring defense (64.0 ppg), scoring margin (+11.9 ppg), field goal percentage defense (.418), rebounding margin (+5.0 rpg) and assist-to-turnover ratio (1.24) while also ranking second in three-point field goal percentage defense (.326) and turnover margin (+2.78); and suffered its five regular season losses by a total of 15 points.

Individually, Heath's 30 wins ties for the third-most by a first-year head coach in NCAA Division I history with John Warren of Oregon (1945). Only Bill Guthridge of North Carolina (34 in 1998) and Bill Hodges of Indiana State (33 in 1979) won more. The Detroit native was also voted the MAC Coach of the Year and named the national Rookie Coach of the Year by both CBSSportsline.com and CollegeInsider.com.

Before going to Kent, the three-year letterman from Eastern Michigan helped Izzo and the Spartans post records of 17-12 in 1997, 22-8 in 1998, 33-5 in 1999, 32-7 in 2000 and 28-5 in 2001. In addition to the three trips to the Final Four, MSU also reached the Sweet 16 in 1998 and the second round of the NIT in 1997.

Heath, who earned his bachelor's in social science from Eastern Michigan in 1988 and his master's in sports administration from Wayne State (Detroit, Mich.) University in 1993, began his collegiate career at Hillsdale (Mich.) College in 1989 as an assistant. After one season, he moved to Albion (Mich.) College where he was an assistant and the junior varsity head coach for two years. He worked at Wayne State in Detroit the following three years, including serving as associate head coach in 1994 when WSU set a school record for victories (25-5), helping the Tartars win two Great Lakes Intercollegiate Athletic Conference titles with a trip to the Division II Final Four in 1993.

After two seasons as an assistant at Bowling Green State University, he joined Izzo at Michigan State. He began his coaching career on the prep level, working as assistant varsity and head freshman coach at Lincoln High in Ypsilanti, Mich.

An all-state performer at Catholic Central High in Detroit, he lettered in 1985, '86 and '87 at Eastern Michigan.

He is married to the former Ramona Webb and they have two sons, Jordan (14) and Joshua (11).



All-Time Best Career Starts for Head Coaches (by wins)

Rank	Name	Record	Pct.
1.	Bill Guthridge, North Carolina (1998)	34-4	.895
2.	Bill Hodges, Indiana St. (1979)	33-1	.970
3.	Stan Heath, Kent St. (2002)	30-6	.833
4.	John Warren, Oregon (1945)	30-13	.698
5.	Phil Johnson, Weber St. (1969)	27-3	.900

STAN HEATH'S RECORD
(as a head coach)

- At Arkansas:** 61-57 (.517)
- At Kent St.:** 30-6 (2001)
- Home Games:** 58-18, 45-17 at Arkansas
- Away Games:** 17-32, 7-29 at Arkansas
- Neutral Site Games:** 16-13, 8-10 at Arkansas
- In Season Openers:** 5-0, 4-0 at Arkansas
- In Home Openers:** 5-0, 4-0 at Arkansas
- In Road Openers (away or neutral):** 2-3, 2-2 at Arkansas
- In Conference Openers:** 2-3, 1-3 at Arkansas
- In Conference Home Openers:** 2-3, 1-3 at Arkansas
- In Conference Road Openers:** 1-4, 0-4 at Arkansas
- Against Ranked Teams:** 9-20, 6-19 at Arkansas
- Against Ranked Teams at Home:** 5-6, all at Arkansas
- Against Ranked Teams on the Road:** 1-7, all at Arkansas
- Against Ranked Teams at Neutral Sites:** 3-7, 0-6 at Arkansas
- When Leading at the Half:** 77-14, 50-13 at Arkansas
- When Shooting 50% or Better from the Field:** 51-5, 22-1 at Arkansas
- When Shooting Better than Opponent from the Field:** 78-10, 52-9 at Arkansas
- When Outrebounding Opponent:** 63-22, 42-19 at Arkansas
- When Getting 10 or More Offensive Rebounds:** 73-49, 47-44 at Arkansas
- When Committing Same or Fewer Turnovers than Opponent:** 73-27, 48-23 at Arkansas
- When Scoring Less than 70 Points:** 18-54, 14-49 at Arkansas
- When Scoring 70-79 Points:** 39-8, 22-7 at Arkansas
- When Scoring 80 Points or More:** 34-1, 24-1 at Arkansas
- When Holding Opponents to Less than 70 Points:** 79-24, 53-21 at Arkansas
- When a Player Scores 30 or More Points:** 3-1, 1-1 at Arkansas
- When a Player Scores 20 or More Points:** 47-18, 26-15 at Arkansas
- When a Player Records a Double-Double (points-rebounds):** 18-9, 7-7 at Arkansas
- In Games Decided by Five Points or Less:** 17-22, 10-19 at Arkansas
- In Overtime Games:** 3-4, 1-4 at Arkansas
- Conference Games:** 41-41, 24-40 at Arkansas
- Conference Tournaments:** 4-4, 1-4 at Arkansas
- NCAA Tournaments:** 3-2, 0-1 at Arkansas

COACHING STAFF HEAD COACH STAN HEATH





ASSISTANT COACH GLYNN CYPRIEN

Glynn Cyprien, who has worked as an associate head coach four times, is in his first season as an assistant with the Razorbacks after joining the staff on June 16, 2006.

His responsibilities include assisting in coaching defense, recruiting, scouting and player development.

Cyprien moved to Arkansas following successful stints on the staffs at Oklahoma State, UNLV, Western Kentucky, Jacksonville University, Lamar and Texas-San Antonio.

In 2006, he was the associate head coach at New Mexico State, where he helped the Aggies improve from 6-24 in 2005 to 16-14 in '06. That turnaround was the second-best in the nation last year and gave NMSU its first winning season since 2003.

New Mexico State allowed 75.5 points per game in 2005, including 76.5 in Western Athletic Conference play. In 2006, those defensive numbers improved to 69.8 overall and 70.8 in conference games – a difference of 5.7 points per game.

Before going to Las Cruces, N.M., he was an assistant for four seasons under Eddie Sutton at Oklahoma State. In his four years at OSU, 2001-04, the Cowboys were a combined 97-32. All four teams earned NCAA Tournament bids with the 2004 squad going 31-4 and reaching the Final Four. The 2003 club was 23-10 and reached the second round of the tournament. The 2002 team went 23-9 and lost to Heath's Kent State club in the first round. The 2001 team was 20-10.

Prior to working at OSU, the New Orleans, La., native was associate head coach at UNLV for five years from 1996-2000 where he oversaw UNLV's recruiting. UNLV's 1997 recruiting class was rated best in the nation by The Sporting News and Basketball Times, and the 1999 class second-best by Hoop Scoop.

While at UNLV, the 1996 club was 10-16, but the Rebels were in the post-season each of the next four years. The 1997 team was 22-10 and lost at Arkansas in the first round of the NIT. The '98 team was 20-13 and earned an NCAA Tournament bid, the '99 club went 16-13 and played in the NIT, and the 2000 Rebels were 23-8 and played in the NCAA Tournament.

In 1995, he was associate head coach at Western Kentucky when the Hilltoppers won Sun Belt Conference regular-season and tournament titles, advanced to the second round of the NCAA Tournament and ended the year ranked No. 21 with a 27-4 record. WKU's .871 winning percentage was second-best in the nation that season while the recruiting class was ranked No. 10.

Cyprien was also associate head coach at Jacksonville University from 1991-94. The Dolphins recorded the most improved winning percentage in the nation, going from .222 (6-21) to .607 (17-11).

A former assistant at Lamar and Texas-San Antonio, he helped Lamar improve from 7-20 to 15-12 in 1991. At UTSA, he helped the Roadrunners earn their first-ever bid to the NCAA Tournament in 1988 (22-9) and followed with records of 21-8 in 1989 and 22-7 in 1990.

Cyprien lettered two seasons as a player at Southern University-New Orleans. In 2004, he earned his bachelor's degree in physical education from Texas-San Antonio.

He has been a member of the National Association of Basketball Coaches (NABC) for 18 years and the Black Coaches Association (BCA) for 13 years.

Cyprien is married to the former Monique Bouldin and they are the parents of Asia (12) and Karter (4).

GLYNN CYPRIEN QUICK FACTS

Joined the staff:

June 16, 2006

Arkansas Duties:

On-floor coaching, defense, recruiting, scouting, player development

Coaching Experience:

- 2006 New Mexico State, associate head coach
- 2001-04 Oklahoma State, assistant coach
- 1996-2000 Nevada-Las Vegas, associate head coach
- 1995 Western Kentucky, associate head coach
- 1992-94 Jacksonville University, associate head coach
- 1991 Lamar, assistant coach
- 1988-90 Texas-San Antonio, assistant coach
- 1989 Texas-San Antonio, women's assistant coach
- 1987 Louisiana Junior Olympic Team, head coach

Playing Experience:

- 1986-87 Southern University-New Orleans
- 1982-85 Jesuit (New Orleans, La.) High School

Post-Season Experience (Coaching):

- 2004 Oklahoma State, NCAA Tournament (Final Four), Big 12 Conference regular-season and tournament champion
- 2003 Oklahoma State, NCAA Tournament (second round)
- 2002 Oklahoma State, NCAA Tournament
- 2001 Oklahoma State, NCAA Tournament
- 2000 UNLV, NCAA Tournament
- 1999 UNLV, NIT
- 1998 UNLV, NCAA Tournament
- 1997 UNLV, NIT
- 1995 Western Kentucky, NCAA Tournament (second round), Sun Belt Conference regular-season and tournament champion
- 1988 Texas-San Antonio, NCAA Tournament

Personal:

Education: Texas-San Antonio – bachelor's in physical education (2004); Jesuit (New Orleans, La.) High School (1985)

Date of Birth: Sept. 13, 1966

Family: wife, Monique; daughters Asia (12) and Karter (4)



The Cyprien Family (L to R): Asia, Karter, Monique and Glynn.

COACHING STAFF ASSISTANTS



ASSISTANT COACH DAN HIPSHER



COACHING STAFF ASSISTANTS

DAN HIPSHER QUICK FACTS

Joined the staff:

June 10, 2005

Arkansas Duties:

On-floor coaching, player development, recruiting

Coaching Experience:

2006-Present	Arkansas, Assistant
1996-2004	Akron, Head Coach
1994-95	Stetson, Head Coach
1990-93	Wittenberg, Head Coach
1981-89	Dayton, Assistant Coach
1980	Miami-Dade Community College, Head Coach
1979	Miami-Dade Community College, Assistant Coach
1978	Miami (Ohio), Graduate Assistant

Playing Experience:

1974-77	Bowling Green
1970-73	Fostoria (Ohio) Senior High School

Post-Season Experience (Coaching):

2006	Arkansas, NCAA Tournament
1992	Wittenberg, NCAA Tournament
1991	Wittenberg, NCAA Tournament (second round)
1990	Wittenberg, NCAA Tournament (Elite Eight)
1986	Dayton, NIT
1985	Dayton, NCAA Tournament
1984	Dayton, NCAA Tournament (Elite Eight)
1982	Dayton, NIT (third round)
1981	Dayton, NIT (second round)
1978	Miami (Ohio), NCAA Tournament (second round)

Personal:

Education: Bowling Green University – bachelor's in chemistry/biology (1977); Miami (Ohio) – master's education (1978); Fostoria (Ohio) Senior High School (1973)

Date of Birth: Dec. 6, 1954

Family: wife, Sue; sons Andy (26) and Bryan (24)

A former head coach at three different universities, Dan Hipsher is entering his second season at Arkansas after joining the staff on June 10, 2005.

Hipsher has 28 years of collegiate coaching experience to his credit, including 15 years as a head coach at Akron, Stetson and Wittenberg University. As a head coach, he compiled a career record of 238-182 from 1990-2004.

In his first season with the Razorbacks, he was involved in every aspect of the program, but especially so on the offensive end. His motion offense saw Arkansas increase its scoring from 71.6 points and sixth in the Southeastern Conference in 2005 to 74.7 points and third as the Hogs earned an NCAA Tournament bid. In conference play, UA went from 65.4 and ninth to 73.4 and third.

Hipsher has shown the ability as a head coach to maintain an already successful program as he did at Wittenberg or rebuild struggling programs as he did at Stetson University and the University of Akron. In four years at NCAA Division III Wittenberg (1990-93), he was 97-18; in two years at Stetson University (1994-95), he was 29-27; and in nine years at the University of Akron (1996-2004), he was 112-137. He earned conference coach of the year honors at each school. He also coached for USA Basketball at Colorado Springs, Colo., in 1997 and represented the Mid-American Conference on the National Association of Basketball Coaches' Division I Congress for seven years.

At Wittenberg, a program jumpstarted in the 1960s by SEC coaching legend Ray Mears (Tennessee), Hipsher inherited a program rich in tradition that leads all of NCAA Division III basketball in victories. Hipsher's teams carried on that tradition in his four seasons, winning North Coast Athletic Conference regular season titles each year, the tournament title twice and advancing to the NCAA Tournament three times. Wittenberg led the nation in scoring defense in 1992 (56.9 ppg) and Hipsher was named NCAC and Great Lakes Region coach of the year in 1990.

When he moved to Stetson for the 1994 season, the Hatters had suffered three losing seasons in the previous four years. He went 14-15 his first season, but took Stetson to the championship game of the Trans America Athletic Conference Tournament. After a 15-12 mark and TAAC coach of the year honors in 1995, he moved to the University of Akron, which had posted three straight records of 8-18, including a 9-45 record in conference play.

The Zips were a combined 11-41 his first two years, but beginning with the 1998 season won 17 or more games for three straight years and led the MAC in conference victories during that span. The 1998 squad went 17-10 and won the Mid-American Conference's East Division with Hipsher earning MAC coach of the year accolades. He was also named Ohio's college coach of the year by the Columbus Dispatch, edging Cincinnati's Bob Huggins. The Zips were 18-9 in 1999 and finished 17-11 in 2000.

While Hipsher was at Akron, attendance for Zips games doubled at the James A. Rhodes Arena and his non-conference schedule included games against Alabama, Cincinnati, Notre Dame, Purdue, Syracuse, Wyoming, Xavier and North Carolina, among others. The Zips led all of NCAA Division I in three-point shooting in 2001 (.433). They led the MAC in overall shooting in 1998 (.472) and 2004 (.466), and in free throw percentage in 2000 (.763).

Hipsher was a first-team all-state selection as a junior and senior at Fostoria (Ohio) Senior High School before playing at Bowling Green State University. He was named to the Mid-American Conference All-Academic team twice (honorable mention College Sports Information Directors of America All-American) and also lettered twice as a pitcher on the baseball team.

After graduating from BGSU with a bachelor's in chemistry and biology in 1977, he worked as a graduate assistant at Miami University under Darrell Hedric, earning his master's in education a year later. That year, Miami won the MAC title and beat defending national champion Marquette in the first round of the 1978 NCAA Tournament.

After two years as an assistant at Miami-Dade South Community College under Bruce Huckle, he returned to Ohio as an assistant at the University of Dayton. In his nine years (1981-89) under Don Donoher, the Flyers were 152-114 and earned two trips to the NCAA Tournament and three to the NIT. Hipsher also served on the NABC Recruiting Committee from 1984-1989.

Overall as a head coach and assistant, his teams have earned seven NCAA Tournament bids.

Hipsher and his wife, Sue, also a 1977 Bowling Green graduate, have two sons, Andy (26) and Bryan (24).



The Hipsher family (L to R): Sue and Dan.





DIR. OF BASKETBALL OPERATIONS DARREN SORENSON

Another staff member with head coaching experience, Darren Sorenson is entering his fifth year as a part of Stan Heath's staff.

His experience includes stints working with Steve Lavin, Lefty Driesel and Mike LaPlante, in addition to serving as head coach of a junior national team.

Sorenson joined Stan Heath's staff after working the 2002 season as the director of basketball operations at Jacksonville (Ala.) State University, where he earned his master's in general studies.

He was the director of basketball operations in 2000 at Georgia State University under Driesel where his responsibilities included travel budget, equipment budget, coordinating team travel, recruiting organization, databases for recruiting, alumni and boosters, video exchange and team scouting.

In 1999, he was the administrative assistant at UCLA under Lavin where he was part of a staff that recruited the top class in the nation. He also had responsibility for the recruiting database, creation of recruiting mailouts, video scouting, and personal and business correspondence for the head coach.

He earned his bachelor's in business administration from Mount Senario in 1995 and began his career at the age of 22 as the head coach at Weyerhaeuser High School in 1996. A year later, he returned to Mount Senario in Ladysmith, Wis., where he was the head assistant coach in 1997 and 1998.

He also served as the head coach of the Qatar Junior National Team and as an assistant on the national team in 2001. The national team went undefeated and won the country's first championship in the Gulf Coast Countries Tournament. That team also won the under-21 Asian Championship and was one of 12 countries to qualify for the world championships in Japan.

Sorenson is engaged to Lindsey Shirey of Booneville, Ark.

DARREN SORENSON QUICK FACTS

Joined the staff:

May 17, 2002

Arkansas Duties:

Scouting, budgeting and equipment, video coordinator, camp director

Coaching Experience:

- 2003-Present Arkansas, Assistant
- 2002 Jacksonville (Ala.) State University, Assistant, Director of Basketball Operations
- 2001 Qatar Junior National Team, Head Coach
- 2000 Georgia State University, Director of Basketball Operations
- 1999 UCLA, Administrative Assistant
- 1997-98 Mount Senario (Ladysmith, Wis.) College, Head Assistant Coach
- 1996 Weyerhaeuser (Wis.) High School, Head Coach

Playing Experience:

- 1991-95 Mount Senario College, basketball
- 1991-95 Mount Senario College, baseball

Post-Season Experience (Coaching):

- 2006 Arkansas, NCAA Tournament
- 2001 Qatar Junior National Team, Gulf Coast Countries Tournament champion, Young Men's Under-21 Championship
- 2000 Georgia State, Trans America Athletic Conference regular-season champion
- 1999 UCLA, NCAA Tournament (first round)

Playing/Coaching Honors:

- 2001 Qatar National Team, first ever GCC championship, and Under-21 Asian Championship
- 1999 UCLA, nation's No.1-rated recruiting class
- 1995 Mount Senario College basketball, 1994 National Small College Athletic Association national champion, four-year starter, ended career as school's all-time leader in games played with 163, rebounds with 930 and sixth with 1,292 points scored.
- 1995 Mount Senario College baseball, all-conference pitcher

Personal:

Education: Jacksonville State University – M.A. in general studies (2002); Mount Senario (Ladysmith, Wis.) College – B.A. in business administration (1995); LaSalle (St. Ignace, Mich.) High School (1990)
Date of Birth: July 13, 1972

COACHING STAFF ASSISTANTS



Darren Sorenson



ASSISTANT COACH / RECRUITING COORDINATOR ORONDE TALIAFERRO



ORONDE TALIAFERRO QUICK FACTS

Joined the staff:

April 5, 2002

Arkansas Duties:

Recruiting coordinator, coaches guards, monitors the strength and conditioning program, assists with player development

Coaching Experience:

2003-Present Arkansas, Assistant
2002 Kent State, Assistant
1997-01 Detroit Central High School, Head Coach
1996 Detroit Mumford High School, Assistant, Junior Varsity Head Coach

Playing Experience:

1992-94 Wayne State
1991 Albion College
1987-90 Detroit Mumford High School

Post-Season Experience (Coaching):

2006 Arkansas, NCAA Tournament
2002 Kent State, NCAA Tournament (Elite Eight), Mid-American Conference regular-season and tournament champion
2001 Detroit Central High School, state, district, regional and Southeast Division champion
1998 Detroit Central High School, state champion

Coaching Honors:

2001 Detroit Central High School, Southeast Division Coach of the Year
1998 Detroit Central High School, Detroit Public School League Coach of the Year, *Detroit News and Free Press* Michigan High School Coach of the Year
1997 Detroit Central High School, Detroit Public School League Southeast Division Coach of the Year

Personal:

Education: Wayne State University – B.A. in psychology (1994); Detroit Mumford High School (1990)

Date of Birth: Jan. 11, 1972

Family: wife Kim; daughters Errin (10-22-94), Kaela (4-20-99) and Lynsey (5-24-01)

A former player for Stan Heath, Oronde Taliaferro (O-ron-day Ta-la-fair-o) is in his sixth season as an assistant under his former head coach, including his fifth under Heath at Arkansas.

Taliaferro, who is also UA's recruiting coordinator, has been named by Rivals.com as one of the top 25 recruiters in the nation.

After playing for Heath at Wayne State University in Detroit, Taliaferro, following a very successful prep coaching stint, also in Detroit, was a part of Heath's staff at Kent State and the great run the Golden Flashes had in the 2002 NCAA Tournament.

He was back in the NCAA Tournament last year, helping Arkansas return to the post-season for the first time since 2001.

One of his players, guard Ronnie Brewer, earned first-team All-Southeastern Conference honors as a sophomore and junior, and was the 14th pick by the Utah Jazz in the first round of the 2006 NBA Draft. Another one of his guards, Eric Ferguson, ended his career last season fourth on Arkansas' all-time list for assists, sixth in three-point goals made, 11th in steals and 27th in scoring. Yet another, Dontell Jefferson, was sixth in the SEC in assists.

While with Heath at Kent State, Taliaferro helped guide the Golden Flashes to a 30-6 record, a berth in the Elite Eight and within one win of the Final Four, and the Mid-American Conference regular-season and tournament championships. Kent led the MAC in scoring defense (64.0 ppg), scoring margin (+11.9 ppg), field goal percentage defense (.418), rebounding margin (+5.0) and assist-to-turnover ratio (1.24) while also ranking second in three-point field goal percentage defense (.326) and turnover margin (+2.78).

Taliaferro went to KSU after five years as the boys varsity head coach at Detroit Central High School where his teams posted a combined record of 101-25. During the 1998 season, he guided Central to a 23-4 record and the Class A state championship in earning *Detroit News & Free Press* "Dream Team" Coach of the Year honors.

A two-time Public School League Coach of the Year, he also coached Central to the state semifinals in his first season (1997) while the 2001 squad went 20-4 for his second 20-win season in five years. One of his stars at Central was Antonio Gates, who set an NFL record for tight ends in 2004 by scoring 13 touchdowns for the San Diego Chargers.

As a player, Taliaferro led Wayne State to three Great Lakes Intercollegiate Conference titles, three NCAA Division II Sweet 16 appearances and a combined record of 71-20. He helped the Tartars reach the Final Four in 1993 and set a school record for victories in 1994 (25-5).

Heath originally recruited Taliaferro to Albion (Mich.) College, where he was an assistant in 1990 and 1991. Taliaferro played at Albion as a freshman before transferring to Wayne State.

Taliaferro prepped at Detroit Mumford High School where he was an honorable mention all-city selection as a senior after helping his team reach the city playoffs for the first time in 24 years. His coach at Mumford was the late Jim Boyce, the former Eastern Michigan University coach who recruited Heath to EMU in the mid-1980s.

Taliaferro and his wife, Kim, are the parents of three daughters, Errin, Kaela and Lynsey.



The Taliaferro family (front, L to R): Kaela, Lynsey and Oronde. (Back, L to R): Errin and Kim.





SUPPORT STAFF

COACHING STAFF SUPPORT STAFF



DAVE ENGLAND
Head Basketball Trainer

In his 23rd year as a member of the Arkansas training staff, Dave England is in his 18th season as the head trainer for basketball and baseball.

In 2004, he received the District 6 Athletic Trainer Service Award from the National Athletic Trainers Association.

England also worked at Arkansas as a student and graduate assistant

trainer. He returned to Fayetteville following a stint in the St. Louis Cardinals baseball organization.

He handles all training duties for Razorback basketball and baseball, and was honored in 2000 as the Arkansas Athletic Trainers' Association Trainer of the

Year. He also handles all travel and various administrative duties for basketball.

A 1980 graduate of Arkansas with a bachelor's of science degree in education, England worked the 1976 Cotton Bowl and 1978 Orange Bowl football games as a student trainer. He was a graduate assistant for Dean Weber in 1980-81 and went with the Hogs to the 1980 Hall of Fame Bowl. He also worked with baseball during those days and went to the 1979 College World Series where the Razorbacks finished second.

He then accepted an offer to work with the Cardinals. After spending some time in the lower levels of the organization, he worked his way up to the position of head trainer for the Cardinals' Double-A team in Little Rock. He returned to Arkansas in the fall of 1984 as assistant trainer and was promoted to head trainer in 1989.

In working with Razorback basketball, England has been to 14 NCAA Tournaments and two NITs. He's made three trips to the Final Four and worked with the 1994 NCAA champions and the 1995 national runners-up. He returned to the College World Series with the baseball Hogs in 1985, 1987 and 2004 while the 2002 club advanced to a Super Regional. While working with football he has been to the Liberty and Cotton bowls twice, and the Orange, Holiday and Hall of Fame bowls.

One of seven founding members of the Arkansas Athletic Trainers' Association in 1987, England was inducted into the AATA Hall of Fame in 1999.

He has two daughters, Jennifer, 23, and Alyson, 14. This past summer, he married the former Heather Cullum.



KELLY LAMBERT
Assistant Strength and
Conditioning Coach

Kelly Lambert is in his third season supervising the strength and conditioning of the Razorback basketball program while assisting with football.

Lambert has been with the program five years – first as a volunteer strength and conditioning coach with basketball and football in 2000-01, and then as a graduate assistant in 2001-02 and 2002-03.

His responsibilities include assisting with the design of the strength and conditioning program, including speed, plyometrics, flexibility, strength and nutrition, and the implementation for basketball, football, golf and tennis.

Last spring, he worked with Ronnie Brewer in preparation for the NBA combine. Brewer finished No. 2 overall out of 81 participants. Lambert also helped several defensive backs set personal lifting and 40-yard dash records.

The Hampton, Ark., native is in charge of the basketball program's daily workouts and updates.

A 1999 graduate of Central Arkansas with a bachelor's in kinesiology with an emphasis in athletic training, he earned his master's in sport man-



agement from UA during the summer of 2003. A member of the Collegiate Strength and Conditioning Coaches Association, he is the first person in his family to earn a master's degree.

Lambert, who also helped the Razorback football team reach the Cotton Bowl in 2001, the Las Vegas Bowl in 2001, the Music City Bowl in 2002 and the Independence Bowl in 2003, graduated from Hampton High School in 1994.



TERRY MERCER
Office Manager

A major component of the University of Arkansas basketball program, Terry Mercer is in her 29th year as the office manager for Razorback basketball. Her friendly demeanor welcomes visitors to the basketball offices at Bud Walton Arena.

Mercer is in her fifth season working for head coach Stan Heath. She worked with Nolan Richardson for 17 years after working the previous seven years for Eddie Sutton.

She handles all correspondence and helps with the administrative details of the Stan Heath Razorback Basketball Camp and in 2006 was a coordinator of the Stan Heath Razorback Golf Outing. Her behind-the-scenes contributions include organizing Heath's hectic schedule.

Mercer has enjoyed the success of the Razorback program, making four trips to the Final Four and 21 NCAA Tournament excursions.

A native of Saratoga, N.C., where she graduated from high school in 1972, she worked for Southern Piping Company in Wilson, N.C., for six years before her husband, Elton, was transferred to Fayetteville.

She and Elton have a daughter, Heather, 27, a son, Jacob, 21, and two granddaughters. Heather is married to Dennis Starr, and they are the parents of Caitlyn, four, and Kenleigh, one.



COACHING STAFF SUPPORT STAFF





STUDENT SUPPORT STAFF



BRIAN ABENDROTH
Manager




MATT BUSCH
Manager



RICHARD EDSTROM
Manager



JASON GEORGE
Manager



L.J. HENSON
Manager



RICHARD JONES
Manager



WILL LANDRETH
Manager



LOGAN LINK
Manager




JASON TUTT
Manager

COACHING STAFF SUPPORT STAFF



Six-ten junior Darian Townes is part of a huge front line for the Hogs, which also includes 7-0 junior Steven Hill, 6-10 junior Vincent Hunter, 6-10 freshman Michael Washington, 6-9 sophomore Cyrus McGowan and 6-8 junior Charles Thomas.

THE RAZORBACKS



Junior guard Preston Cranford gives the Razorbacks another threat from three-point range.



Junior Vincent Hunter could play both small forward and power forward this season.

PRESTON CRANFORD	34	CHARLES THOMAS	42
GARY ERVIN	35	DARIAN TOWNES	44
STEVEN HILL	36	PATRICK BEVERLEY	46
VINCENT HUNTER	38	MICHAEL WASHINGTON	47
SEAN McCURDY	40	STEFAN WELSH	48
CYRUS MCGOWAN	41	SONNY WEEMS	49



#22 PRESTON CRANFORD

Guard – 6-7 – 214 – Junior – 2L – Heber Springs, Ark. (Heber Springs HS)

2006-07 Preview: Over the course of his career, 14 of his 15 field goal attempts have come from beyond the arc. He's hit five of those. Cranford is being counted on to give Arkansas another outside shooting threat and to stretch opposing defenses. He was named to the SEC Academic Honor Roll for the second straight season in 2006.

2005-06: Cranford played in 10 games, going two-of-eight from the floor, all three-pointers. A member of the SEC's Winter Academic Honor Roll, he averaged 0.7 points and 0.5 rebounds. For the year, he had four assists,

one blocked shot and two steals with just two turnovers.

Cranford was one-of-three, all threes, against Portland State in the opener (11/18), and finished with three points and a career-high three rebounds in a career-high 14 minutes. He had a rebound, blocked shot and a steal in four minutes against Radford (11/26).

Against Southern Mississippi (11/30), he had one point, one rebound, one assist and one steal in five minutes.

He made his only shot, a three, against Texas-Pan American (12/30).

Cranford had an assist against Rice (12/17), Western Illinois (1/1) and Auburn (2/11).

2004-05: Cranford redshirted in 2005. He was named to the Southeastern Conference Academic Honor Roll and received the team's academic award.

2003-04: He played in 15 games, averaging 0.5 points and 0.1 rebounds per game.

He went one-of-two at the line to score his first point as a Razorback at No. 11 Illinois (12/6). He had three points, a rebound and a blocked shot against North Texas (1/3). He played two minutes at Georgia (1/31) and had one rebound. Against Auburn (2/4), he hit his only field goal attempt, a three, and made one-of-two free throws for four points.

In High School: He averaged 21.0 points and 8.3 rebounds a game as a senior, earning all-state, all-region and all-conference honors for the third time each. He also made the state all-tournament team twice.

Personal: Born Jan. 20, 1985, he is the son of Stuart and Paula Cranford. He is majoring in English. Cranford was named to the SEC Academic Honor Roll in 2005 and 2006.

Stan Heath on Preston Cranford: "Preston has worked hard over the summer. We're looking for him to be a legitimate three-point shooting threat. Not that he doesn't have the ability to do other things, but his role is to be a sharp-shooter. I know he will work hard and help prepare our team for every game."



2005-06 SEASON HIGHS

Points:	3, PSU (11/18), UTPA (12/30)
FG Attempts:	3, PSU (11/18)
FG Made:	1, PSU (11/18), UTPA (12/30)
3 Pt FGA:	3, PSU (11/18)
3 Pt FGM:	1, PSU (11/18), UTPA (12/30)
FT Attempts:	2, USM (11/30)
FT Made:	1, USM (11/30)
Off. Rebounds:	1, PSU (11/18)
Def. Rebounds:	2, PSU (11/18)
Total Rebounds:	3, PSU (11/18)
Assists:	1, USM (11/30), Rice (12/17), WIU (1/1), Aub (2/11)
Steals:	1, Rad (11/26), USM (11/30)
Blocks:	1, Rad (11/26)
Minutes:	14, PSU (11/18)

CAREER HIGHS

Points:	4, Auburn (2/4/04)
FG Attempts:	3, PSU (11/18/05)
FG Made:	1, PSU (11/18/05), UTPA (12/30), North Texas (1/3/04), Auburn (2/4/04)
3 Pt FGA:	3, PSU (11/18/05)
3 Pt FGM:	1, PSU (11/18/05), UTPA (12/30), North Texas (1/3/04), Auburn (2/4/04)
FT Attempts:	2, USM (11/30/05), Auburn (2/4/04)
FT Made:	1, USM (11/30/05), Illinois (12/6/03), Auburn (2/4/04)
Off. Rebounds:	1, PSU (11/18/05)
Def. Rebounds:	2, PSU (11/18/05)
Total Rebounds:	3, PSU (11/18/05)
Assists:	1, Aub (2/11/06), USM (11/30/05), Rice (12/17/05), WIU (1/1/06), Nicholls St. (11/21/03)
Steals:	1, Rad (11/26/05), USM (11/30/05)
Blocks:	1, Rad (11/26/05), Grambling St. (11/25/03), North Texas (1/3/04)
Minutes:	14, PSU (11/18/05)

PRESTON CRANFORD'S CAREER STATISTICS

Season	GP	GS	Min	Avg	TOTAL			3-PT			REBOUNDS			PF	FO	A	TO	Blk	Stl	Pts	Avg				
					FG	FGA	Pct	3FG	FGA	Pct	FT	FTA	Pct									Off	Def	Tot	Avg
2003-04	15	0	28	1.9	2	7	.286	2	6	.333	2	4	.500	0	2	2	0.1	1	0	1	0	2	0	8	0.5
2004-05	(Redshirted)																								
2005-06	10	0	36	3.6	2	8	.250	2	8	.250	1	2	.500	1	4	5	0.5	2	0	4	2	1	2	7	0.7
Totals	25	0	64	2.6	4	15	.267	4	14	.286	3	6	.500	1	6	7	0.3	3	0	5	2	3	2	15	0.6

Season	GP	GS	Min	Avg	TOTAL			3-PT			REBOUNDS			PF	FO	A	TO	Blk	Stl	Pts	Avg				
					FG	FGA	Pct	3FG	FGA	Pct	FT	FTA	Pct									Off	Def	Tot	Avg
2003-04	8	0	11	1.4	1	3	.333	1	3	.333	1	2	.500	0	1	1	0.1	0	0	0	0	0	0	4	0.5
2004-05	(Redshirted)																								
2005-06	3	0	3	1.0	0	1	.000	0	1	.000	0	0	.000	0	0	0	0.0	1	0	1	0	0	0	0	0.0
Totals	11	0	14	1.3	1	4	.250	1	4	.250	1	2	.500	0	1	1	0.1	1	0	1	0	0	0	4	0.4



#0 GARY ERVIN

Guard – 6-0 – 176 – Junior – TR – Brooklyn, N.Y. (Mississippi State)



2006-07 Preview: Ervin sat out last season after transferring from Mississippi State. He will start at point guard and could emerge as the leader of the team. Ervin is No. 8 on the "Impact Transfer" list as selected by CollegeHoops.net.

2005-06: Ervin sat out the 2006 season after transferring from Mississippi State. He has two years to play for the Razorbacks beginning with the 2006-07 season. In his only game action of the year, he had four points and a game-high 10 assists in UA's Red-White Game.

At Mississippi State: As a sophomore in 2005, he started 33 of 34 games with averages of 7.4 points, 2.4 rebounds, 4.7 assists and 1.1 steals. He was third in the Southeastern Conference in assists and seventh in assist-to-turnover ratio (1.58:1). He shot 38.3 percent from the floor (88-230), 23.3 percent on three-pointers (10-43) and 69.5 percent at the line (66-95).

He had 14 assists against Florida A&M and 10 against Jacksonville State, becoming the first Bulldog to record 10 or more in consecutive games since Chuck Evans in 1993. He also recorded a pair of double-doubles with 11 points and 10 assists against JSU, and 15 points and 11 assists against Ole Miss.

Prior to the season, he was named the SEC's best penetrator by Street & Smith's, the SEC's player on the rise by The Sporting News and one of the top 10 breakout players in the nation by FOXSports.com.

He helped MSU go 23-11 and reach the second round of the NCAA Tournament.

As a freshman, he averaged 5.4 points, 2.5 assists, 1.1 rebounds and 1.0 steal while coming off the bench in 30 contests. An SEC All-Freshman pick, he helped MSU go 26-4, win the SEC regular season title and reach the second round of the NCAA Tournament.

He shot 43.0 percent from the floor (55-128), 32.1 percent on threes (9-28) and 65.7 percent at the line (44-67).

In High School: He prepped at Robeson High in Brooklyn but went to Notre Dame Prep in 2003 where he helped Bill Barton's team go 30-9 with a national top eight finish and a pair of tournament titles – the Maine Central Institute Classic and the War on the Shore Tournament. Ervin averaged 17.0 points and 7.0 assists for the year, but was named the MVP of the MCI Classic after averaging 23.5 points. His team's MVP and a co-captain, he had highs of 41 points and 16 assists, and was a finalist for the McDonald's All-American Game. He had 12 points, six assists, five rebounds and two steals while starting alongside LeBron James in the Jordan Capital Classic at Washington D.C.

At Robeson, he led Larry Major's team to the finals of the Public Schools Athletic League 'A' boys basketball championship as both a junior and senior. His teams were 27-2 in 2001 and 29-4 in 2002. He averaged 30.0 points and 10.0 assists as a senior in earning Newsday All-City Player of the Year honors. He had a high of 56 points against Canarsie High, including 30 points in the final 4:46. He scored a game-high 22 points for the New York all-stars in the 2002 Wendy's All-Star Shootout at Chicago and was MVP (19 points, seven assists) of the 2002 Wheelchair Basketball Classic at Long Island University. As a junior, he averaged 16.0 points and 9.0 assists in earning all-city honors from Newsday. He played AAU for Riverside Church, earning several all-tournament and MVP awards and helping his team win titles at the Rumble in the Bronx, Sabes Foundation Invitational and CYP Tournament during the summer of 2002.

Personal: Born Aug. 9, 1983, in Brooklyn, N.Y., he is the son of Gary Ervin Sr. and Mary Harris. He is majoring in sociology.

Stan Heath on Gary Ervin: "Gary's impact will be very important. Strong point guard play is essential. We expect his speed, quickness and experience to help our team immediately, along with his good leadership qualities."



THE RAZORBACKS GARY ERVIN





#51 STEVEN HILL

Center – 7-0 – 250 – Junior – 2L – Branson, Mo. (Branson HS)

2006-07 Preview: Already third on UA's all-time career blocked shot list with 145, he set a school sophomore record with 91 rejections last year, which is the second-best season total in school history. For his career, he has almost as many blocked shots (145) as field goal attempts (150). Hill was named to the SEC Academic Honor Roll in 2006.

2005-06: Hill averaged 3.0 points, 3.5 rebounds and 2.8 blocked shots for the year. He finished second in the SEC in blocked shots for the second straight year. He shot 47.3 percent from the floor (44-93) and 47.4 percent (9-19) at the line. All of his numbers were better in the SEC - 3.4 points, 3.6 rebounds, 2.9 blocked shots, a .511 field goal percentage and a .571 free throw percentage.

A member of the SEC's Winter Academic Honor Roll, his total of 91 blocked shots is the second-best single-season total in school history. His total set a new school record for sophomores, topping the previous mark of 85 set by Oliver Miller in 1991. Miller holds the school season record with 112 in 1992.

In 15 games against post-season tournament teams, he averaged 3.5 points, 3.7 rebounds and 2.9 blocked shots. He averaged 4.3 points, 3.3 rebounds and 3.3 blocks in January while shooting .567 from the floor (17-30).

Hill had several big games defensively. He had eight points, three rebounds and one blocked shot while holding No. 3 Connecticut's (11/21) Josh Boone to two-of-four shooting; 10 points, six rebounds, two blocked shots, one assist and one steal while limiting Mississippi State's (1/7) Wesley Morgan to one-of-two shooting; four points, three boards and six rejections while holding LSU's (1/11) Glen Davis to five-of-19 shooting; four points, six rebounds and three blocks while holding Vanderbilt's (1/14) Ted Skuchas to zero-of-two shooting; six points, six rebounds and seven blocks while limiting Alabama's (1/18) Jermareo Davidson to six-of-18 shooting; and six points, two rebounds and five blocks while holding Ole Miss' (1/25) Dwayne Curtis to four-of-12 shooting. In the NCAA Tournament against Bucknell, he held 6-11 center Chris McNaughton to six points and four rebounds on two-of-six shooting while forcing four turnovers. McNaughton entered the game averaging 12.9 points and 4.6 rebounds. Hill had six points, four boards and four blocks.

Hill got in foul trouble in the opener against Portland State (11/18), but was three-of-six from the floor, finishing with six points and four rebounds.

In the win over Kansas (11/22) in the Maui Invitational, he had two points, four rebounds and two blocked shots, including a rejection of a three-point attempt with one second left.

Against Southern Mississippi (11/30), he had four points on two-of-two shooting, four rebounds, four blocked shots and three steals.

In the win over Texas State (12/6), he tied the school record and set a Bud Walton Arena record with 10 blocked shots. He just missed his first double-double by finishing with nine rebounds. He was also three-of-four from the floor for six points.

In the next game against Missouri State (12/15), he had six blocked shots along with three points and four rebounds. Hill had eight blocked shots, four rebounds, two steals and two points against Texas-Pan American (12/30), giving him 23 blocked shots in his three previous games in Bud Walton Arena.

Against Auburn (2/11), he had four points, four rebounds and three blocked shots. In the win over No. 10 Florida (2/18), he had three points, four rebounds, two blocked shots and two steals. Against Alabama (2/21), he had five points, three rebounds, three blocked shots and two assists. He altered an Alabama shot in the lane in the final seconds, helping Arkansas hold on for the win.

In the win at No. 10 Tennessee (2/25), he had two points, six rebounds and a blocked shot.

In the SEC Tournament against No. 16 Florida (3/10), his two blocked shots gave him the UA sophomore record of 87, topping Oliver Miller's total of 85 in 1990.

In the NCAA Tournament against Bucknell (3/17), he had six points, four rebounds and four blocked shots.

2004-05: He started 18 of 30 games as a true freshman and finished second in the SEC with 1.8 blocked shots per game while adding 2.3 points and 2.3 rebounds. He

made 50.9 percent of his shots (29-57). In conference play, his percentage improved to 57.1 (8-14), but he averaged just 1.4 points, 1.3 rebounds and 1.0 blocked shot. He started five SEC games. Over the last 20 games, his shooting percentage was .583 (14-24) and his free throw percentage was .571 (8-14).

Hill's 54 blocked shots are the second-most ever for an Arkansas freshman. Oliver Miller had 60 in 1989. Hill's total and average were the most for a Razorback since Nick Davis in 1998 (80, 2.42).

He led the team in rebounding twice (6 vs. Eastern Michigan 11/22 & 5 vs. Tulsa 11/30).

He had four blocked shots in each of his first two games - Winthrop (11/19) and Troy (11/21) - and two against Eastern Michigan (11/22) in the Paradise Jam championship game to tie the tournament record of 10 set by Dimari Thompkins of Virginia Tech in 2002. He also led the team with six rebounds against EMU while adding two points, helping UA win the tournament title.



THE RAZORBACKS STEVEN HILL



In the win over Tulsa (11/30), he had nine points, five rebounds, four blocked shots and two steals. Against No. 3 Illinois (12/4), he scored just one point but had four rebounds and six blocked shots. In the win at Missouri (12/7), he blocked four shots, and also had two points and two rebounds. Against Prairie View (12/18), he had 10 points, six rebounds and five blocked shots.

Against Hartford (12/23), he had six points, six rebounds, four steals and a blocked shot. He had five blocked shots against Alabama (1/11). He made two-of-

three shots, and had four points and two rebounds against Auburn (1/22). Hill was two-of-two from the floor and the line for six points along with two rebounds and a steal in the win over Georgia (2/9).

In High School: A Nike All-American after being rated one of the top 20 players at the Nike Camp, he was rated the No. 7 center in the nation and the No. 33 overall prospect by TheInsidersHoops.com. A two-time all-state selection, he averaged 20.0 points, 10.0 rebounds and 6.0 blocked shots as a senior. Listed as the best high school shot blocker in the country by Bob Gibbons' All-Star Sports, he broke the blocked shot record at the USA Basketball Sports Festival at Colorado Springs, Colo., during the summer of 2003 competing against 50 of the top players in the nation.

Personal: Born Nov. 14, 1985, in Chanute, Kan., he is the son of Troy and the late Penny Hill. He is majoring in business.

Stan Heath on Steven Hill: "Steven is a proven defensive game-changer with blocked shots and paint presence. We're excited about the improvement, confidence and aggressiveness he has displayed over the spring and summer to improve his offensive game. He's added weight and strength, and he should be improved."



2005-06 SEASON HIGHS

Points: 10, MSU (1/7)
FG Attempts: 7, MSU (1/7), Ala (1/18)
FG Made: 5, MSU (1/7)
3 Pt FGA: 0
3 Pt FGM: 0
FT Attempts: 7, Ala (2/21)
FT Made: 5, Ala (2/21)
Off. Rebounds: 3, VU (1/14), Ala (1/18), UGA (3/5)
Def. Rebounds: 7, TSU (12/6)
Total Rebounds: 9, TSU (12/6)
Assists: 2, Ala (2/21)
Steals: 3, USM (11/30), Aub (1/21)
Blocks: 10, TSU (12/6)
Minutes: 35, TSU (12/6)

CAREER HIGHS

Points: 10, MSU (1/7/06), PVAM (12/18/04)
FG Attempts: 11, PVAM (12/18/04)
FG Made: 5, MSU (1/7/06), PVAM (12/18/04)
3 Pt FGA: 0
3 Pt FGM: 0
FT Attempts: 5, Tulsa (11/30/04)
FT Made: 2, Aub (2/11/06), GWU (11/27/04), Hartford (12/23/04)
Off. Rebounds: 4, PVAMU (12/18/04)
Def. Rebounds: 7, TSU (12/6/05)
Total Rebounds: 9, TSU (12/6/05)
Assists: 1, Aub (2/11/06), LSU (2/8/06), Ala (1/18/06), MSU (1/7/06), KU (11/22/05), USM (11/30/05), TSU (12/6/05), UTPA (12/30/05), VU (1/14), EMU (11/22/04), GWU (11/27/04), PVAMU (12/18/04), LU (12/20/04), JSU (12/29/04), ULM (12/31/05)
Steals: 4, Hartford (12/23/04)
Blocks: 10, TSU (12/6/05)
Minutes: 35, TSU (12/6/05)

STEVEN HILL'S CAREER STATISTICS

Season	GP	GS	Min	Avg	TOTAL			3-PT			REBOUNDS			PF	FO	A	TO	Blk	Stl	Pts	Avg				
					FG	FGA	Pct	3FG	FGA	Pct	FT	FTA	Pct									Off	Def	Tot	Avg
2004-05	30	18	471	15.7	29	57	.509	0	0	.000	12	26	.462	31	38	69	2.3	58	0	6	21	54	14	70	2.3
2005-06	32	29	715	22.3	44	93	.473	0	0	.000	9	19	.474	38	75	113	3.5	85	5	14	26	91	23	97	3.0
Totals	62	47	1186	19.1	73	150	.487	0	0	.000	21	45	.467	69	113	182	2.9	143	5	20	47	145	37	167	2.7

(SEC Only)

Season	GP	GS	Min	Avg	TOTAL			3-PT			REBOUNDS			PF	FO	A	TO	Blk	Stl	Pts	Avg				
					FG	FGA	Pct	3FG	FGA	Pct	FT	FTA	Pct									Off	Def	Tot	Avg
2004-05	16	5	179	11.2	8	14	.571	0	0	.000	6	11	.545	10	11	21	1.3	31	0	0	2	16	3	22	1.4
2005-06	16	15	359	22.4	23	45	.511	0	0	.000	8	14	.571	24	33	57	3.6	43	2	10	13	46	11	54	3.4
Totals	32	20	538	16.8	31	59	.525	0	0	.000	14	25	.560	34	44	78	2.4	74	2	10	15	62	14	76	2.4





#33 VINCENT HUNTER

Forward – 6-10 – 225 – Junior - 2L – Little Rock, Ark. (J.A. Fair HS)



2006-07 Preview: Hunter creates match-up problems for opponents because he can play inside at power forward or outside on the wing. He can rebound and score inside, or step outside and hit jumpers, and will have the opportunity to do all three this year.

2005-06: He was slowed by injuries early in the year but came on late and finished with averages of 3.7 points and

2.4 rebounds while shooting 48.6 percent from the floor (35-72). In SEC play, he had a team-best .538 field goal percentage (14-26).

Over the last 10 games, he averaged 5.3 points and 3.8 rebounds in 14 minutes a game while shooting 51.4 percent from the floor (18-35). He led the team in rebounding twice and was in double figures scoring three times. After averaging 1.1 points and 0.6 rebounds in January, he improved to 4.9 and 3.3 rebounds in February, and 4.0 and 3.8 in March. In three games against ranked teams, he averaged 9.7 points and 4.3 rebounds with a .647 shooting percentage (11-17).

Hunter suffered a left knee injury in the second half of the LSU-Shreveport exhibition game on Nov. 12.

He missed the opener against Portland State (11/18) and the Maui Invitational (Nov. 21-23), but returned against Radford (11/26). In 14 minutes, he had five points, six rebounds and two blocked shots.

Against Southern Mississippi (11/30), he made four-of-five shots, and had 10 points and four rebounds. In the win over Texas-Pan American (12/30), he was four-of-six from the floor, finishing with nine points.

Against Western Illinois (1/1), he was three-of-four from the field, finishing with eight points, two rebounds and a blocked shot.

He missed the game at Mississippi State (1/7) with an ankle injury. He played three minutes against Vanderbilt (1/14) before leaving the game with an ankle injury.

He started against South Carolina (2/4), and had one point and four rebounds. In the win over Auburn (2/11), he was two-of-two from the floor, including a three, and finished with seven points and two rebounds.

In the win over No. 10 Florida (2/18), he was four-of-four from the floor, including a three, and two-of-two at the line, finishing with 11 points and three rebounds.

In the win at No. 10 Tennessee (2/25), he led the team with seven rebounds, scored 10 points on four-of-eight shooting and had a blocked shot in 16 minutes. He had six of UA's 16 offensive boards.

Against Mississippi State (3/1), he had six points, two rebounds and a blocked shot in 13 minutes.

In the SEC Tournament against Georgia (3/9), he had two points and a team-high tying seven rebounds in 15 minutes. Against No. 16 Florida (3/10), he had eight points on three-of-five shooting, three rebounds and a blocked shot.

In the NCAA Tournament against Bucknell (3/17), he had two points, five rebounds, including a game-high four offensive boards, and one assist.

2004-05: Hunter missed the 2005 season after undergoing reconstructive shoulder surgery on Friday, Nov. 5. He suffered a dislocation in UA's Red-White Game on Oct. 30. He missed four games with the same injury in 2004, which occurred at Illinois on Dec. 6, 2003. Recovery time is typically four to six months. He averaged 3.8 points and 2.8 rebounds as a freshman after averaging 7.8 points and 4.5 rebounds prior to the injury. The 2005 season was a redshirt year.

2003-04: Slowed by a dislocated right shoulder early in the season, he played in 24 games with nine starts, averaging 3.8 points and 3.2 rebounds a game. He led the team in rebounding three times and scored in double figures twice.

Among the SEC's freshmen, he was fifth in blocked shots (0.92), eighth in rebounding and 14th in scoring.

He had nine points, five rebounds and two blocked shots in the opener against



Nicholls State (11/21). He had eight points and three rebounds against Grambling (11/25). In the win over Oral Roberts (12/3), he had eight points on four-of-four shooting and a team-high seven rebounds in just 16 minutes.

He suffered a dislocated right shoulder after playing 14 minutes at No. 11 Illinois (12/6), finishing the game with two points and six rebounds. He missed the Southeast Missouri (12/9), Louisiana Tech (12/17), Oklahoma State (12/20) and Western Carolina (12/22) games. He returned against Tulsa (12/30), but was limited to eight minutes due to foul problems.

At Alabama (1/14), he made three-of-five shots and had seven points, four rebounds and two blocked shots. Against Ole Miss (1/17), he made 12-of-14 free

THE RAZORBACKS VINCENT HUNTER





RAZORBACKS

6 FINAL FOUR APPEARANCES

throws, and had 14 points and a game-high nine rebounds.

He had six points, six rebounds and two blocked shots at Auburn (1/21). He started against Alabama (3/3), and had one point and one rebound in 21 minutes. In the SEC Tournament against South Carolina (3/11), he had 10 points and six rebounds, going two-of-four from the field and six-of-six at the line.

In High School: The MVP of the Class 4A state tournament, he averaged 15.0 points, 12.0 rebounds and 8.0 blocked shots a game as a senior in leading J.A. Fair to the finals. He averaged 18.0 points, 12.0 rebounds and 5.7 blocked shots as a junior.

Personal: Born Oct. 22, 1984, in Little Rock, he is the son of Vincent and Shirley Hunter, and he is majoring in sociology.

Stan Heath on Vincent Hunter: *"Vince is an X-factor player. He has had injuries that have affected his progress, but he really came on strong toward the end of the season with his rebounding and hustle plays. I really hope this is the year he is able to play to his potential."*



THE RAZORBACKS VINCENT HUNTER

2005-06 SEASON HIGHS

Points:	11, Fla (2/18)
FG Attempts:	8, Tenn (2/25)
FG Made:	4, USM (11/30), UTPA (12/30), Fla (2/18), Tenn (2/25)
3 Pt FGA:	2, Rad (11/26), Mo (12/2), UTPA (12/30), Fla (3/10)
3 Pt FGM:	1, Rad (11/26), USM (11/30), UTPA (12/30), Aub (2/11), Fla (2/18)
FT Attempts:	8, Miss St. (3/1)
FT Made:	4, Miss St. (3/1)
Off. Rebounds:	6, Tenn (2/25)
Def. Rebounds:	4, Rad (11/26), USC (2/4), UGA (3/9)
Total Rebounds:	7, Tenn (2/25), UGA (3/9)
Assists:	1, Rad (11/26), USM (11/30), Buck (3/17)
Steals:	1, Rad (11/26), USM (11/30), TSU (12/6), UTPA (12/30)
Blocks:	2, Rad (11/26), Ala (2/21)
Minutes:	20, UTPA (12/30), Buck (3/17)

CAREER HIGHS

Points:	14, Ole Miss (1/17/04)
FG Attempts:	7, Grambling St. (11/25/03)
FG Made:	4, Tenn (2/25/06), Fla (2/18/06), Grambling St. (11/25/03), ORU (12/3/03)
3 Pt FGA:	2, Rad (11/26/05), Mo (12/2/05), UTPA (12/30/05), Fla (3/10/06)
3 Pt FGM:	1, Fla (2/18/06), Aub (2/11/06), Rad (11/26/05)
FT Attempts:	14, Ole Miss (1/17/04)
FT Made:	12, Ole Miss (1/17/04)
Off. Rebounds:	6, Tenn (2/25/06)
Def. Rebounds:	5, Ole Miss (1/17/04)
Total Rebounds:	9, Ole Miss (1/17/04)
Assists:	1, Rad (11/26/05), Nicholls St. (11/21/03), Jacksonville (11/29/03), North Texas (1/3/04), Alabama (1/14/04), Aub (1/21/04), Georgia (1/31/04), Aub (2/4/04)
Steals:	1, Rad (11/26/05), TSU (12/6/05), Jacksonville (11/29/03), MSU (1/10/04)
Blocks:	3, Vanderbilt (1/24/04)
Minutes:	29, Georgia (1/31/04)

VINCENT HUNTER'S CAREER STATISTICS

(Overall)		TOTAL											3-PT			REBOUNDS											
Season	GP	GS	Min	Avg	FG	FGA	Pct	3FG	FGA	Pct	FT	FTA	Pct	Off	Def	Tot	Avg	PF	FO	A	TO	Blk	Stl	Pts	Avg		
2003-04	24	9	369	15.4	26	53	.491	0	0	.000	38	55	.691	38	38	76	3.2	66	6	7	19	22	6	90	3.8		
2004-05	(Redshirted)																										
2005-06	27	1	290	10.7	35	72	.486	5	16	.313	26	46	.565	33	32	65	2.4	52	1	3	15	10	4	101	3.7		
Totals	51	10	659	12.9	61	125	.488	5	16	.313	64	101	.634	71	70	141	2.8	118	7	10	34	32	10	191	3.7		

(SEC Only)		TOTAL											3-PT			REBOUNDS											
Season	GP	GS	Min	Avg	FG	FGA	Pct	3FG	FGA	Pct	FT	FTA	Pct	Off	Def	Tot	Avg	PF	FO	A	TO	Blk	Stl	Pts	Avg		
2003-04	16	4	225	14.1	11	26	.423	0	0	.000	22	33	.667	21	22	43	2.7	44	4	4	13	16	4	44	2.8		
2004-05	(Redshirted)																										
2005-06	15	1	122	8.1	14	26	.538	2	4	.500	12	21	.571	14	15	29	1.9	22	1	0	7	4	0	42	2.8		
Totals	31	5	347	11.2	25	52	.480	2	4	.500	34	54	.630	35	37	72	2.3	66	5	4	20	20	4	86	2.8		





#14 SEAN MCCURDY

Guard – 6-1 – 186 – Sophomore – 1L – Westport, Conn. (St. Anthony [N.J.] HS)

2006-07 Preview: McCurdy saw action in 30 games as a backup point guard last year and had a 2.22 assist-to-turnover ratio. He is expected to see considerable time this season as the backup point guard to Gary Ervin.

2005-06: He played an average of 7.7 minutes in 30 games with no starts, but he had 40 assists (1.3) with just 18 turnovers. He averaged 1.8 points, going 18-of-56 from the field (.321), including 11-of-32 on threes (.344). He was also seven-of-10

at the line (.700). He led the team in assists three times – against LSU (1/11) with four, Alabama (2/21) with five and Florida (3/10) with four.

McCurdy had seven points, six assists and four rebounds in the opener against Portland State (11/18). He was two-of-two from the floor, with a three, and at the line.

He had three points, four rebounds and four assists with one turnover against Radford (11/26).

He played just 16 seconds in the win over Texas Tech (12/21), but he got a defensive rebound, dribbled to mid-court and banked in a three-pointer at the halftime buzzer to give UA a 39-36 lead. His shot was voted second on ESPN's plays of the day for Dec. 21.

Against Texas-Pan American (12/30), he had 10 points on four-of-eight shooting, including two-of-three on threes. He hit two threes for six points and added three steals against Western Illinois (1/1).

Against LSU (1/11), he scored three points and had four assists with just one turnover in 10 minutes. In the win over Vanderbilt (1/14), he had three points and an assist with no turnovers in 13 minutes.

At Alabama (1/18), he had two points, two rebounds and two assists in eight minutes. He was one-of-two shooting, both threes, at Kentucky (1/29), finishing with

three points and an assist.

Against Auburn (2/11), he had four points, one rebound and one assist in 14 minutes. In the win over No. 10 Florida (2/18), he played 13 minutes and had one rebound and one assist with no turnovers. In the win over Alabama (2/21), he had a game-high five assists with just one turnover in 12 minutes.

In the SEC Tournament against Georgia (3/9), he had three points on a three and one assist in nine minutes. Against No. 16 Florida (3/10), he had two points, two rebounds and a team-high tying four assists with no turnovers in 15 minutes.

In High School: He missed his entire senior season with a broken bone in his right foot. As a junior, he averaged 15.0 points and 8.0 assists for a St. Anthony (Jersey City, N.J.) High School squad that went 30-0 and ended the year ranked No. 2 in the nation by USA Today. He prepped for legendary high school coach Bob Hurley.

Although a combo guard, he was ranked the seventh-best point guard at the Reebok ABCD Camp the summer prior to his senior year.

With McCurdy out with the foot injury his senior season, St. Anthony was 21-6. As a sophomore, he averaged 12.0 points and 4.0 assists per game.

Personal: Born July 24, 1986, his parents are Bob and Cindy McCurdy. His father led the nation in scoring as a senior at Richmond in 1975 with 32.9 points per game. A member of the national honor society, he graduated first in his class with a 4.02 grade point average. He is majoring in communications.

Stan Heath on Sean McCurdy: "Sean gained valuable experience last season. He has worked hard over the summer. His scrappiness, toughness and shooting will be very valuable to our team."



CAREER HIGHS (from 2006)

Points:	10, UTPA (12/30)
FG Attempts:	8, UTPA (12/30)
FG Made:	4, UTPA (12/30)
3 Pt FGA:	4, WIU (1/1)
3 Pt FGM:	2, UTPA (12/30), WIU (1/1)
FT Attempts:	2, PSU (11/18), USM (11/30), VU (1/14), LSU (2/8), Aub (2/11)
FT Made:	2, PSU (11/18), USM (11/30), Aub (2/11)
Off. Rebounds:	1, MD (11/23), Rad (11/26), Fla (3/10)
Def. Rebounds:	4, PSU (11/18)
Total Rebounds:	4, PSU (11/18), Rad (11/26)
Assists:	6, PSU (11/18)
Steals:	3, WIU (1/1)
Blocks:	0
Minutes:	23, PSU (11/18)

SEAN MCCURDY'S CAREER STATISTICS

Season	GP	GS	Min	Avg	TOTAL					3-PT					REBOUNDS					PF	FO	A	TO	Blk	Stl	Pts	Avg
					FG	FGA	Pct	3FG	FGA	Pct	FT	FTA	Pct	Off	Def	Tot	Avg										
2005-06	30	0	232	7.7	18	56	.321	11	32	.344	7	10	.700	3	21	24	0.8	22	0	40	18	0	6	54	1.8		
Totals	30	0	232	7.7	18	56	.321	11	32	.344	7	10	.700	3	21	24	0.8	22	0	40	18	0	6	54	1.8		

Season	GP	GS	Min	Avg	TOTAL					3-PT					REBOUNDS					PF	FO	A	TO	Blk	Stl	Pts	Avg
					FG	FGA	Pct	3FG	FGA	Pct	FT	FTA	Pct	Off	Def	Tot	Avg										
2005-06	15	0	100	6.7	5	20	.250	3	14	.214	3	6	.500	0	7	7	0.5	12	0	19	9	0	2	16	1.1		
Totals	15	0	100	6.7	5	20	.250	3	14	.214	3	6	.500	0	7	7	0.5	12	0	19	9	0	2	16	1.1		



#1 CYRUS MCGOWAN

Forward/Center – 6-9 – 236 – Sophomore – 1L – Meridian, Miss. (Meridian HS)



2006-07 Preview: McGowan gives head coach Stan Heath another player to rotate in and out on his deep front line. A good rebounder, McGowan also has good range for a big man and could be called on to add that scoring threat.

2005-06: He saw action in 23 games with one start. He was nine-of-18 shooting (.500) and two-of-four at the line, and finished with averages of 0.9 points and 1.2 rebounds.

McGowan had six points on three-of-three shooting and seven rebounds in the opener against Portland State (11/18). He had two points, two rebounds and an assist against Texas-Pan American (12/30). He had two rebounds and a blocked shot against Western Illinois (1/1).

At Mississippi State (1/7), he had two points and one rebound. Against LSU (1/11), he had two points and two rebounds in 11 minutes. Against Ole Miss (1/25), he had one point and two rebounds.

He made his first start at LSU (2/8), and finished with two rebounds in five minutes.

In High School: He led Meridian to the Mississippi Class 5A state finals where he got in foul trouble and had two points and 10 rebounds in a 74-62 loss to Murrah. He averaged 11.1 points, 12.3 rebounds and 4.0 blocked shots in leading Coach Ernie Watson's club to a 28-9 mark. MHS beat defending state champion Biloxi in the semifinals to advance to the finals for the first time since 1978 with McGowan claiming 16 rebounds in the win.

A second-team all-state selection by the Jackson Clarion-Ledger, heading into his senior year he was also rated the No. 72 player in the country by TheInsiders.com and the 24th-best prospect at the Reebok ABCD Camp. He was also rated the third-best prospect in Mississippi by Hoop Scoop.

He was also named all-area, all-region and region MVP, and was nominated for McDonald's All-America honors.

Personal: Born Oct. 30, 1986, his parents are Florence McGowan and Charlie McCarthy. A member of the national honor society in high school, he is majoring in communications.

Stan Heath on Cyrus McGowan:

"Cyrus battled through some injuries over the spring and summer. He is a player that could add rebounding and inside play for us. He is also a very solid 15-to-17-foot shooter."



THE RAZORBACKS
CYRUS MCGOWAN



CAREER HIGHS (From 2006)

- Points: 6, PSU (11/18)
- FG Attempts: 3, PSU (11/18), Rice (12/17)
- FG Made: 3, PSU (11/18)
- 3 Pt FGA: 0
- 3 Pt FGM: 0
- FT Attempts: 2, Rad (11/26), Ole Miss (1/25)
- FT Made: 1, Rad (11/26), Ole Miss (1/25)
- Off. Rebounds: 2, PSU (11/18)
- Def. Rebounds: 5, PSU (11/18)
- Total Rebounds: 7, PSU (11/18)
- Assists: 1, UTPA (12/30), UGA (3/9)
- Steals: 0
- Blocks: 1, MD (11/23), TTU (12/21), WIU (1/1), USC (2/4)
- Minutes: 17, PSU (11/18)

CYRUS MCGOWAN'S CAREER STATISTICS

(Overall)		TOTAL										3-PT			REBOUNDS										
Season	GP	GS	Min	Avg	FG	FGA	Pct	3FG	FGA	Pct	FT	FTA	Pct	Off	Def	Tot	Avg	PF	FO	A	TO	Blk	Stl	Pts	Avg
2005-06	23	1	106	4.6	9	18	.500	0	1	.000	2	4	.500	10	18	28	1.2	29	0	2	7	4	0	20	0.9
Totals	23	1	106	4.6	9	18	.500	0	1	.000	2	4	.500	10	18	28	1.2	29	0	2	7	4	0	20	0.9


(SEC Only)		TOTAL										3-PT			REBOUNDS										
Season	GP	GS	Min	Avg	FG	FGA	Pct	3FG	FGA	Pct	FT	FTA	Pct	Off	Def	Tot	Avg	PF	FO	A	TO	Blk	Stl	Pts	Avg
2005-06	12	1	47	3.9	3	7	.429	0	0	.000	1	2	.500	4	6	10	0.8	14	0	0	1	1	0	7	0.6
Totals	12	1	47	3.9	3	7	.429	0	0	.000	1	2	.500	4	6	10	0.8	14	0	0	1	1	0	7	0.6





#3 CHARLES THOMAS

Forward – 6-8 – 235 – Junior – 2L - Jackson, Miss. (Callaway HS)



2006-07 Preview: Thomas emerged as a starter last year and should start again this year. He has slimmed down, dropping 10 pounds from last season to improve his quickness. He is quick enough to play on the wing and strong enough to go inside, and will play both power forward and small forward.

2005-06: Thomas started 21 times and finished third on the team in scoring (9.7), second in rebounding (5.0), first in field goal percentage (.520 - 103-198) and third in free throw percentage (.723, 99-of-137). He was also six-of-12 on threes (.500).

In SEC play, he was third on the team in scoring (10.1), second on the team and 17th in the SEC in rebounding (5.6), second in field goal percentage (.533 - 56-105) and third in free throw percentage (.712 - 47-66).

He led the team in rebounding eight times and was in double figures scoring 18 times. Thomas got better as the year went on, averaging 8.0 points and 5.1 rebounds with a .468 shooting percentage in January, 10.9 and 4.6 with a .605 percentage in February, and 12.0 and 7.0 with a .512 percentage in March. He also averaged 9.9 points and a team-best 7.8 rebounds on the road, 10.4 points against five ranked teams, and 9.3 points and 4.7 rebounds with a .516 shooting percentage in 15 games against post-season tournament teams.

He got off to a great start with career highs of 20 points and seven rebounds in the opener against Portland State (11/18). He was seven-of-12 from the floor, and added two assists and two steals.

Against No. 23 Maryland (11/23) in the Maui Invitational, he had 10 points, going three-of-four from the floor, and four rebounds and two steals. Thomas had 12 points and a team-high tying seven rebounds while going four-of-four from the floor against Radford (11/26). Against Southern Mississippi (11/30), he was three-of-three from the floor and finished with nine points. In the win over Missouri (12/2), he was three-of-three from the floor and finished with 11 points and four rebounds.

Over five games, against Maryland (1), Radford (4), Southern Mississippi (3), Missouri (3) and Texas State (1), Thomas made 12 consecutive field goals. His streak ended against TSU when he made his first shot and missed his second, finishing one-of-two.

In the win over Missouri State (12/15), he had 17 points, going nine-of-14 at the line, and a team-high eight rebounds along with two assists and two steals. Against Texas-Pan American (12/30), he had seven points and six rebounds in just 10 minutes.

In the win over Vanderbilt (1/14), he was perfect from the floor, going five-of-five while making three-of-four free throws and scoring 15 points. He also had four rebounds. At Alabama (1/18), he had 12 points, eight rebounds and a blocked shot.

In the win at Auburn (1/21), Thomas had his first career double-double with 12 points and 12 rebounds. He had seven offensive rebounds and was six-of-seven at the line.

At Kentucky (1/29), Thomas had five points and a team-high matching six rebounds. In the win over South Carolina (2/4), he had 13 points, three rebounds, two assists, a blocked shot and one steal. He was five-of-six from the floor.

At LSU (2/8), he was two-of-six from the floor but six-of-seven at the line, finishing with 10 points and a team-high seven rebounds. He started against Auburn (2/11) and made five-of-seven shots, finishing with 13 points and five rebounds. He was ill at Ole Miss (2/15), but had nine points and five rebounds in 17 minutes.

In the win over No. 10 Florida (2/18), he had 10 points, three rebounds, two assists and two steals. In the win over Alabama (2/21), he had 10 points and three rebounds. He was five-of-eight shooting.

In the win at No. 10 Tennessee (2/25), he was four-of-eight from the floor and three-of-three at the line, finishing with 11 points and six rebounds. Against Mississippi State (3/1), he was eight-of-eight at the line, finishing with 12 points and five rebounds in 20 minutes. At Georgia (3/5), he had the second double-double of his career with 15 points and a game-high 15 rebounds. He also had two assists with no turnovers in 27 minutes.


In the SEC Tournament against Georgia (3/9), he had 14 points on six-of-11 shooting, six rebounds and two assists. Against No. 16 Florida (3/10), he was seven-of-13 shooting, including two-of-three on threes, finishing with 17 points, two

rebounds, one assist and one steal.

In the NCAA Tournament against Bucknell (3/17), he was held to two points but had a game-high seven rebounds.

2004-05: He started 18 of 29 games and played 18 minutes per game with averages of 5.5 points and 2.7 rebounds while shooting 41.3 percent from the floor (52-126). His free throw percentage (.768, 53-69) led the team, among the regulars with a minimum of 45 attempts, and he earned the team's free throw award.

Among the league's freshmen, he was 17th in scoring, sixth in free throw percentage among players with more than 50 attempts and 15th in field goal percentage among players with more than 100 shots.



THE RAZORBACKS CHARLES THOMAS





RAZORBACKS

6 FINAL FOUR APPEARANCES

In non-conference play, he started 10 of 13 games, and averaged 8.5 points and 3.4 rebounds while shooting 48.6 percent from the floor (36-74) and 78.3 percent at the line (36-46). In SEC play, he started eight of 16 games and his averages dropped to 3.1 points and 2.1 rebounds with a .308 shooting percentage (16-52) while he still shot well at the line (.739, 17-23).

He led the team in scoring once (16 vs. Tulsa 11/30), in rebounding twice (5 vs. ULM, 2/31; 6 vs. Florida, 1/8) and was in double figures scoring three times.

In the opener, he had eight points and three rebounds against Winthrop (11/19). He was six-of-seven at the line. Against Troy (11/21) he was four-of-four at the line, finishing with eight points and four rebounds. In the Paradise Jam championship game against Eastern Michigan (11/22), he had seven points and three rebounds, helping UA win the team title.

He made his first start in the home opener against Gardner-Webb (11/27), and had eight points and five rebounds. In his second start, the next game against Tulsa (11/30), he had a team-high 16 points on five-of-eight shooting, was six-of-eight at the line and added four rebounds and two assists.

Against No. 3 Illinois (12/4), he made just one-of-six shots, but hit seven-of-10 free throws and finished with nine points and four rebounds. Against Tennessee State (12/16), he made six-of-nine shots and scored 15 points in 18 minutes. He had 12 points against Prairie View (12/18).

Thomas missed the Jacksonville State game (12/29) for personal reasons. He led the team with five rebounds and added six points on three-of-four shooting against Louisiana-Monroe (12/31). In the loss at Florida (1/8), he had eight points, going six-of-six at the line, and a team-high matching six rebounds.

He came off the bench against Tennessee (2/26), and had nine points on four-of-seven shooting and three rebounds. In the loss to Mississippi State (3/1), he had seven points and five rebounds.

2005-06 SEASON HIGHS

Points:	20, PSU (11/18)
FG Attempts:	14, Ala (1/18)
FG Made:	7, PSU (11/18), Fla (3/10)
3 Pt FGA:	3, Fla (3/10)
3 Pt FGM:	2, VU (1/14), Fla (3/10)
FT Attempts:	14, MoSt. (12/15)
FT Made:	9, MoSt. (12/15)
Off. Rebounds:	7, Aub (1/21)
Def. Rebounds:	10, UGA (3/5)
Total Rebounds:	15, UGA (3/5)
Assists:	2, PSU (11/18), MoSt. (12/15), WIU (1/1), Ole Miss (1/25), USC (2/4), Fla (2/18), UGA (3/5), UGA (3/9)
Steals:	2, PSU (11/18), MD (11/23), Rad (11/26), MoSt. (12/15), Fla (2/18)
Blocks:	1, UConn (11/21), Mo (12/2), Ala (1/18), USC (2/4), Ala (2/21)
Minutes:	32, UConn (11/21)

CAREER HIGHS

Points:	20, PSU (11/18/05)
FG Attempts:	14, Ala (1/18/06)
FG Made:	7, Fla (3/10/06), PSU (11/18/05)
3 Pt FGA:	3, Fla (3/10/06)
3 Pt FGM:	2, VU (1/14/06), Fla (3/10/06)
FT Attempts:	14, MoSt. (12/15/05)
FT Made:	9, MoSt. (12/15/05)
Off. Rebounds:	7, Aub (1/21/06)
Def. Rebounds:	10, UGA (3/5/06)
Total Rebounds:	15, UGA (3/5/06)
Assists:	3, Hartford (12/23/04), Aub (1/22/05)
Steals:	2, Fla (2/18/06), Rad (11/26/05), PSU (11/18/05), MD (11/23/05)
Blocks:	1, Ala (2/21/06), USC (2/4/06), PVAMU (12/18/04), Ole Miss (2/5/05), Tenn (3/10/05)
Minutes:	32, UConn (11/21/05)

In High School: Thomas earned Nike All-American honors after being chosen one of the top 20 players at the Nike Camp. He was rated the No. 13 power forward and the No. 45 overall prospect in the country by TheInsidersHoops.com, and No. 15 and No. 56, respectively, by Rivals.com. He earned first-team all-state honors after averaging 27.4 points, 12.0 rebounds, 4.0 assists and 2.0 steals as a senior.

Personal: Born Jan. 21, 1986, in Jackson, Miss., he is the son of Lynda Thomas and Billie Banks. Nicknamed the "Manimal," he is majoring in communications.

Stan Heath on Charles Thomas: "Charles had a very good summer. He could be the player that really emerges to do some scoring and rebounding, and contribute in a bigger way. He should see action at both forward positions."



THE RAZORBACKS CHARLES THOMAS

CHARLES THOMAS' CAREER STATISTICS (Overall)

Season	GP	GS	Min	Avg	TOTAL					3-PT			REBOUNDS												
					FG	FGA	Pct	3FG	FGA	Pct	FT	FTA	Pct	Off	Def	Tot	Avg	PF	FO	A	TO	Blk	Stl	Pts	Avg
2004-05	29	18	529	18.2	52	126	.413	3	13	.231	53	69	.768	31	47	78	2.7	62	3	15	42	3	4	160	5.5
2005-06	32	21	728	22.8	103	198	.520	6	12	.500	99	137	.723	77	83	160	5.0	79	1	25	44	5	19	311	9.7
Totals	61	39	1257	20.6	155	324	.478	9	25	.360	152	206	.738	108	130	238	3.9	141	4	40	86	8	23	471	7.7

(SEC Only)

Season	GP	GS	Min	Avg	TOTAL					3-PT			REBOUNDS												
					FG	FGA	Pct	3FG	FGA	Pct	FT	FTA	Pct	Off	Def	Tot	Avg	PF	FO	A	TO	Blk	Stl	Pts	Avg
2004-05	16	8	263	16.4	16	52	.308	1	6	.167	17	23	.739	16	18	34	2.1	33	3	8	20	1	3	50	3.1
2005-06	16	8	381	23.8	56	105	.533	3	8	.375	47	66	.712	41	49	90	5.6	44	1	11	16	3	5	162	10.1
Totals	32	16	644	20.1	72	157	.459	4	14	.286	64	89	.719	57	67	124	3.9	77	4	19	36	4	8	212	6.6





#5 DARIAN TOWNES

Forward/Center – 6-10 – 254 – Junior – 2L – Alexandria, Va. (Hargrave Military Academy)



2006-07 Preview: The leading career scorer on the roster, Townes has averaged 9.8 points for his career while shooting .509 from the field. He spent the off-season working on his strength and quickness, and will be counted on for inside scoring again this season.

2005-06: Townes was fourth on the team in scoring (9.5), he led the club and was 20th in the SEC in rebounding (5.1), he was second on the team with a .500 field

goal percentage (126-252), and second on the team and seventh in the conference with 1.63 blocked shots.

In league play, he averaged 8.8 points and 4.4 rebounds while still shooting 50 percent (61-122) and ranking 10th in the SEC with 1.38 blocked shots. He led the team in scoring twice and in rebounding 12 times, and was in double figures scoring 15 times.

Townes averaged 10.6 points, 6.3 rebounds and 2.2 blocked shots in 16 home games while shooting .539 from the floor. He also averaged 10.5 points, 4.9 boards and 1.1 blocks in 15 games against post-season tournament teams.

He was listed as a preseason All-SEC selection by CBSSportsline.com and Athlon, and as an SEC player on the rise by The Sporting News.

Townes had 14 points on seven-of-10 shooting, eight rebounds and a career-high seven blocked shots in the opener against Portland State (11/18).

He had four points, four rebounds and two blocked shots against No. 3 Connecticut in the Maui Invitational. In the win over Kansas (11/22), he had 10 points and a game-high seven rebounds. Against No. 23 Maryland, he was six-of-11 shooting, and had 13 points, four rebounds and two blocked shots in 26 minutes.

Against Southern Mississippi (11/30), he made five-of-eight shots and finished with 14 points, five rebounds and two blocked shots. In the win over Missouri (12/2), he had eight points, seven rebounds and six blocked shots.

He had eight points and four rebounds against Texas State (12/6) before leaving the game with a sprained knee. In the next game, the win over Missouri State (12/15), he made six-of-10 shots and finished with 15 points and six rebounds. Townes made six-of-nine shots for 16 points with six rebounds against Rice (12/17).

Against Texas-Pan American (12/30), he had eight points, and a game-high 12 rebounds along with two steals.

In the win over Western Illinois (1/1), he had a double-double of 19 points, on seven-of-eight shooting, and 11 rebounds in 25 minutes. He also had five blocked shots.

Against LSU (1/11), he had 14 points on seven-of-13 shooting and eight rebounds. In the win over Vanderbilt (1/14), he was five-of-10 from the floor and seven-of-nine at the line, finishing with 17 points, five rebounds and three blocked shots. At Alabama (1/18), he had 17 points on seven-of-11 shooting, six rebounds, two assists, one blocked shot and a steal.

In the win over Ole Miss (1/25), he was six-of-eight from the floor, finishing with 13 points and four blocked shots in 23 minutes. At Kentucky (1/29), Townes had nine points, two assists, a blocked shot and one steal. At LSU (2/8), he was five-of-six from the field, finishing with 10 points, five rebounds and a blocked shot.

In the win over No. 10 Florida (2/18), he had just three points on one-of-eight shooting, but had a team-high tying seven rebounds along with two assists and two blocked shots. In the win over Alabama (2/21), he had a team-high 15 points on seven-of-12 shooting. He also had four rebounds and three blocked shots.

In the win at No. 10 Tennessee (2/25), he led the team in scoring with 15 points for the second straight game. He was seven-of-nine from the field and also had six rebounds and a blocked shot.

In the SEC Tournament against Georgia (3/9), he had seven points, two rebounds and a blocked shot. Against No. 16 Florida (3/10), he had five points, five rebounds, and one assist, steal and blocked shot. His blocked shot was the 100th of his career, making Townes just the seventh Razorback to record 100 career rejections.

2004-05: An honorable mention freshman All-American by Rivals.com and a member of the SEC's all-freshman team, he got better as the season went on. He was second on the team in scoring (10.2), rebounding (4.6), shooting percentage (.519), free throw percentage (.698, players with a minimum of 45 attempts) and blocked shots (48).

He tied for fourth in the SEC with 1.6 blocked shots per game. Among the



league's freshmen, he was fifth in scoring, sixth in rebounding, seventh in shooting percentage (second among players with more than 60 attempts), eighth in free throw percentage (among players with more than 50 attempts) and second to teammate Steven Hill in blocked shots.

He led the team in scoring seven times, second-most on the team, led in rebounding five times and scored in double figures 17 times, which was also second on the club. His 17 double-figure scoring games tie for the fourth-most by a UA post player since 1995 and are the most for a Razorback since Derek Hood reached double-digits 26 times in 1999.

In non-conference play, he averaged 8.8 points and 4.0 rebounds while shooting 56.2 percent from the floor (50-89). In the SEC, he shot 49.3 percent (72-146) while improving his averages to 11.4 points and 5.1 rebounds. In the final 12 games

THE RAZORBACKS DARIAN TOWNES





RAZORBACKS

6 FINAL FOUR APPEARANCES

of the year, he was even better, shooting 49.6 percent (62-125), and averaging 12.8 points and 5.5 rebounds. He earned the team's Most Improved Player Award.

In the home opener against Gardner-Webb (11/27), he had 10 points on four-of-eight shooting and five rebounds. In the win at Missouri (12/7), he had seven points on three-of-four shooting, three rebounds and a blocked shot. Against Tennessee State (12/16), he made 10-of-13 shots and scored a game and season-high 20 points, beginning a streak of five straight double-figure games. He also had four rebounds and two blocked shots in 24 minutes.

In the win over Ole Miss (1/5), he had 12 points, four rebounds and two blocked shots. Against Alabama (1/11), he made five-of-eight shots and four-of-four free throws for 14 points. Townes made four-of-six shots and five-of-six free throws, and had 13 points, five rebounds, two assists with no turnovers and a blocked shot against Auburn (1/22).

Against No. 6 Kentucky (1/29), he was seven-of-10 from the floor, and had 16 points, five rebounds, two blocked shots and two steals.

In the win at Ole Miss (2/5), he hit eight-of-14 shots and was three-of-three at the line for a team-high 19 points in only 21 minutes. He also added two rebounds, three blocked shots and a steal. In the win over Georgia (2/9), he made seven-of-13 shots and scored a team-high 17 points along with four rebounds and a blocked shot. In the win over LSU (2/12), he was four-of-12 from the floor, but six-of-six at the line for 14 points along with a game-high tying nine rebounds and two blocked shots.

At No. 16 Alabama (2/16), he recorded the first double-double of his career with 14 points on seven-of-14 shooting and a game-high 12 rebounds, including six off offensive boards.

In the loss to Mississippi State (3/1), he had team highs of 13 points, six rebounds and two blocked shots. At Auburn (3/5), he recorded the second double-double of his career with a team-high 18 points on seven-of-14 shooting and a game-high 10 rebounds.

2005-06 SEASON HIGHS

Points:	19, WIU (1/1)
FG Attempts:	13, LSU (1/11)
FG Made:	7, PSU (11/18), WIU (1/1), LSU (1/11), Ala (1/18), Ala (2/21), Tenn (2/25)
3 Pt FGA:	0
3 Pt FGM:	0
FT Attempts:	9, VU (1/14)
FT Made:	7, VU (1/14)
Off. Rebounds:	5, WIU (1/1)
Def. Rebounds:	8, UTPA (12/30)
Total Rebounds:	12, UTPA (12/30)
Assists:	2, PSU (11/18), TSU (12/6), Ala (1/18), UK (1/29), Fla (2/18)
Steals:	2, TTU (12/21), UTPA (12/30)
Blocks:	7, PSU (11/18)
Minutes:	36, LSU (1/11)

CAREER HIGHS

Points:	20, TSU (12/16/04)
FG Attempts:	15, MSU (3/1/05)
FG Made:	10, TSU (12/16/04)
3 Pt FGA:	1, GWU (11/27/04)
3 Pt FGM:	1, GWU (11/27/04)
FT Attempts:	9, VU (1/14/06)
FT Made:	7, VU (1/14/06)
Off. Rebounds:	7, Aub (3/5/05)
Def. Rebounds:	8, LSU (2/12/05)
Total Rebounds:	12, Alabama (2/16/05)
Assists:	2, Fla (2/18/06), Ala (1/18/06), PSU (11/18/05), TSU (12/6/05), Ole Miss (1/5/05), Aub (1/22/05)
Steals:	2, TTU (12/21/05), Troy (11/21/04), UK (1/29/05), VU (2/19/05)
Blocks:	7, PSU (11/18/05)
Minutes:	37, Alabama (2/16/05)

In High School: He averaged 12.0 points, 10.0 rebounds and 8.0 blocked shots a game at Hargrave. As a senior at Archbishop Carroll High in Washington, D.C., he averaged 13.8 points, 11.0 rebounds and 8.0 blocked shots. Following his senior season, he was rated the No. 59 overall prospect in the country by Hoop Scoop, No. 62 by TheInsidersHoops.com and No. 64 by FutureStars. As a sophomore, he set the Virginia state record of 187 blocked shots, breaking the previous mark held by Alonzo Mourning.

Personal: Born July 31, 1984, he is the son of Youlanda Townes and John Deere. He is majoring in sociology.

Stan Heath on Darian Townes: "He has slimmed down and become a quicker and more mobile player. He has improved his body and really worked hard on developing himself by lifting weights and training over the summer."



THE RAZORBACKS DARIAN TOWNES

DARIAN TOWNES' CAREER STATISTICS (Overall)

Season	GP	GS	Min	Avg	TOTAL			3-PT			REBOUNDS														
					FG	FGA	Pct	3FG	FGA	Pct	FT	FTA	Pct	Off	Def	Tot	Avg	PF	FO	A	TO	Blk	Stl	Pts	Avg
2004-05	30	14	715	23.8	122	235	.519	1	1	1.000	60	86	.698	56	81	137	4.6	72	1	14	37	48	15	305	10.2
2005-06	32	12	714	22.3	126	252	.500	0	0	.000	52	83	.627	59	105	164	5.1	47	1	25	39	52	14	304	9.5
Totals	62	26	1429	23.0	248	487	.509	1	1	1.000	112	169	.663	115	186	301	4.9	119	2	39	76	100	29	609	9.8

(SEC Only)

Season	GP	GS	Min	Avg	TOTAL			3-PT			REBOUNDS														
					FG	FGA	Pct	3FG	FGA	Pct	FT	FTA	Pct	Off	Def	Tot	Avg	PF	FO	A	TO	Blk	Stl	Pts	Avg
2004-05	16	12	444	27.8	72	146	.493	0	0	.000	38	45	.844	34	47	81	5.1	44	1	9	22	19	10	182	11.4
2005-06	16	7	368	23.0	61	122	.500	0	0	.000	19	37	.514	20	51	71	4.4	25	1	14	21	22	4	141	8.8
Totals	32	19	812	25.4	133	268	.496	0	0	.000	57	82	.695	54	98	152	4.8	69	2	23	43	41	14	323	10.1





RAZORBACK NEWCOMERS

THE RAZORBACKS PATRICK BEVERLEY



#21 PATRICK BEVERLEY

Guard – 6-1 – 172
Freshman – HS – Chicago, Ill.
(Marshall HS)

2006-07 Preview: One of the questionable areas UA's coaching staff wanted to address for this season was outside shooting, and Beverley could be the answer. He is expected to see considerable time at shooting guard and has a chance to earn the starting spot. Beverley is No. 8 on the CollegeHoops.net list of "Impact Freshmen" at the shooting guard spot.

In High School: As a senior at Chicago Marshall High, he led the state in scoring with 37.3 points while also adding 8.0 steals, 6.0 assists and 6.0 rebounds for Coach Lamont Bryant. He led his team to a third-place finish in Class AA with a 35-3 record.

Beverley scored 40 or more points nine times and 30 or more 18 times, and made nine threes in a career-high 48-point outing. He shot 56 percent from the field, 44.8 percent from three-point range and 91.2 percent from the line. Ranked the No. 59 prospect in the nation and the No. 14 shooting guard by Scout.com, and the No. 64 player in the nation by Rivals.com, he was third in voting for Mr. Basketball in the state of Illinois. He earned all-state and all-city honors, was named co-player of the year and set a record for the most points scored in a season.

Selected to play in the Roundball Classic, a national all-star game played in the United Center at Chicago on April 8, 2006, he had 13 points, six assists and three steals in helping the West to a 118-102 victory over the East.

As a junior, he averaged 26 points on a 28-2 squad.


He signed with Arkansas after also considering Michigan, St. John's, Virginia, Wake Forest, Indiana, DePaul, Florida State, Georgetown, Seton Hall, Arizona State, Purdue and Missouri, among others.

Beverley's scoring average as a senior (37.3) is the highest for an incoming freshman at Arkansas since 1987 when Cannon Whitby averaged 40 points as a senior at Obion County (Tenn.) High in 1986.

Personal: Born July 12, 1988, his parents are Patrick Bracy and Lisa Beverley. He is majoring in criminal justice.

Stan Heath on Patrick Beverley: "He is a very explosive player. He shoots from range very well and has a nose for the ball. He's always around the ball. He could be a key player for us this season."





#15 MICHAEL WASHINGTON

Forward/Center – 6-10 – 229
Freshman – HS – McGehee, Ark.
(Genesis One Christian
[Mendenhall, Miss.] School)



2006-07 Preview: Washington gives head coach Stan Heath another versatile big man. He could be in the same mold as Charles Thomas and Vincent Hunter – able to score and rebound inside while also stepping outside to play on the perimeter. He should see time at either power forward or strong forward, or both, this season.

In High School: As a senior at Genesis One Christian School in Mendenhall, Miss., he averaged 31.6 points, 14.8 rebounds and 9.0 blocked shots in earning all-state and all-district honors for Coach Victor Evans. Washington was rated the No. 23 player in the nation and the No. 5 power forward in the nation by Rivals.com. He was listed as the No. 71 prospect in the country by Scout.com and No. 106 by Basketball Times.

As a junior, he played at Cleveland Heritage Christian School in Texas where he averaged 28.7 points, 13.6 rebounds, 8.0 blocked shots, 4.0 assists and 3.0 steals in earning all-state honors. He shot 78 percent from the field and 79 percent from the line in helping his team finish 23-9. He was rated the No. 1 junior in Texas by one recruiting service.

As a sophomore at McGehee, he averaged 26.3 points, 12.6 rebounds and 3.2 blocked shots in earning all-state honors on a 15-15 team. He averaged 21.6 points and 10.7 rebounds as a freshman.

At the International Sports Invitational in San Diego in summer 2005, he played for the USA Youth Development Festival Blue Team. He averaged 8.5 points and 5.0 rebounds in four games, helping the USA go 3-1 and win the silver medal. He shot 64.7 percent from the floor (11-17) and 57.9 percent (11-19) at the line.

He signed with the Razorbacks after also considering North Carolina, Illinois, Arizona, Oklahoma State, Kansas, Oklahoma and Baylor, among others.

Personal: Born Oct. 2, 1986, his parents are David Henry and Shalettera Washington. He also played football and baseball in high school.

Stan Heath on Michael Washington: *“He is a very good athlete. He’s long, he runs the floor well and he shoots a lot of perimeter shots for a player his size. He could develop into a strong player for this season and the future. He’s an aggressive rebounder and makes a lot of exciting plays.”*

THE RAZORBACKS MICHAEL WASHINGTON





#13 SONNY WEEMS

Forward – 6-6 – 201
Junior – JC – West Memphis, Ark.
(UA-Fort Smith CC)

2006-07 Preview: With the loss of Ronnie Brewer and Jonathon Modica, Arkansas is in need of a wing and Weems may be the guy. Regarded as the No. 1 junior college player in the nation and with a junior college national championship to his credit, he is expected to come in and contribute immediately. Weems is listed as the

No. 1 junior college transfer in the nation by CollegeHoops.net.

At UA-Fort Smith: Weems helped lead UA-Fort Smith to the National Junior College Athletic Association national championship in 2006. The No. 1 junior college player in the nation according to Juco Junction (Rivals.com) and Street & Smith's, he averaged 15.7 points as a sophomore. UA-FS went 33-3, won the Bi-State Conference East Division title and the NJCAA Region II championship on the way to winning the national crown. An honorable mention All-American by the NJCAA, he averaged 14.0 points in the national tournament, including a 22-point outing in the 75-71 semifinal victory over Highland College. Weems was also named to the national tournament all-tournament team.

As a freshman, he earned third-team All-America honors after averaging 17.0 points, 5.0 rebounds, 2.0 assists and 2.0 steals. He also earned all-conference and all-region honors as UA-FS went 29-4 with a Bi-State Conference East Division title and a second-place finish in the Region II tournament.

Weems signed with the Hogs after also considering Tennessee, Oklahoma State, Oklahoma and Memphis, among others.

In High School: As a senior at West Memphis High School, he was first-team all-state, all-conference and the West Memphis Evening Times Player of the Year after averaging 14.6 points and 14.0 rebounds for Coach Larry Bray. His senior team was 27-2, won its final 26 games and claimed the 5A state championship. He also averaged 20.1 points as a sophomore on a 19-2 team and 23.2 as a junior on a 22-6 squad.

Personal: Born July 8, 1986, his parents are Darrel and Sherry Levy. He is majoring in physical education. He also played football in high school and in track high-jumped 6-10.


Stan Heath on Sonny Weems: "Sonny is an outstanding athlete. He runs the floor very hard. He has the potential to be a great defender. He is a constant mover offensively and is very hard to guard. He makes a lot of plays above the rim."





#2 STEFAN WELSH

Guard – 6-2 – 180
Freshman – HS
Newport News, Va.
(Hargrave Military Academy)



2006-07 Preview: Arkansas' coaching staff went into the off-season looking to shore up the shooting guard position and Welsh will compete for the starting job. He should see considerable playing time and could be pressed into duty at point guard.

In High School: At Hargrave, he averaged 17.0 points, 5.0 rebounds, 5.0 assists and 4.0 steals on a team finishing 34-2. In the Champions Prep Classic, a game between the top two ranked prep schools in the nation, he had 17 points, six assists and four rebounds in helping Hargrave post a 107-101 victory over The Patterson School.

Welsh was rated the No. 69 player in the nation by Basketball Times and No. 98 by Scout.com.

He was an honorable mention McDonald's All-American as a senior at Woodside High in Newport News after averaging 20 points. He was a Nike All-American in 2004 and 2005, and also earned All-America honors from Street & Smith's. He was first-team all-state and MVP of the 2006 seven-city Battle of the Bay all-star game. He also averaged 22 points as a junior and 18 as a sophomore. Welsh helped Woodside win two state titles.

In summer 2005, he averaged 25 points in the Super Showcase in Orlando after leading his team to the title of the Nike Peach Jam.

He signed with Arkansas after also considering Xavier, Virginia, Marquette, Tennessee, Boston College, Providence and Rutgers.

Personal: Born Nov. 17, 1987, he is the son of Yolanda Welsh. He is majoring in recreation. Also a star on the football field at Woodside, he was second-team all-state as a wide receiver and defensive back, and first-team all-district as a receiver and kick returner.

Stan Heath on Stefan Welsh: *"Stefan is a good all-around player. He can play both guard positions and he has good size. He has very good fundamentals and is a good defensive player."*

THE RAZORBACKS STEFAN WELSH





Preston Cranford Career Game-By-Game

2003-04	Opponent	MP	FG	3FG	FT	REB	A	TO	Bl	St	Pts
	Nicholls St.	1	0-0	0-0	0-0	0	1	0	0	0	0
	Grambling St.	4	0-1	0-1	0-0	0	0	0	1	0	0
	vs. Jacksonville	2	0-1	0-1	0-0	0	0	0	0	0	0
	vs. Illinois	2	0-0	0-0	1-2	0	0	0	0	0	1
	La. Tech	1	0-0	0-0	0-0	0	0	0	0	0	0
	North Texas	7	1-1	1-1	0-0	1	0	0	1	0	3
	*at Mississippi St.	1	0-0	0-0	0-0	0	0	0	0	0	0
	*Ole Miss	1	0-0	0-0	0-0	0	0	0	0	0	0
	*at Georgia	2	0-1	0-1	0-0	1	0	0	0	0	0
	*Auburn	1	1-1	1-1	1-2	0	0	0	0	0	4
	*at LSU	0	0-0	0-0	0-0	0	0	0	0	0	0
	*at Kentucky	3	0-0	0-0	0-0	0	0	0	0	0	0
	*Florida	2	0-1	0-1	0-0	0	0	0	0	0	0
	*at Ole Miss	1	0-0	0-0	0-0	0	0	0	0	0	0
	#South Carolina	0	0-1	0-0	0-0	0	0	0	0	0	0
	Totals	28	2-7	2-6	2-4	2	1	0	2	0	8

2004-05 - Redshirted

2005-06	Opponent	MP	FG	3FG	FT	REB	A	TO	Bl	St	Pts
	Portland St.	14	1-3	1-3	0-0	3	0	0	0	0	3
	Radford	4	0-2	0-2	0-0	1	0	2	1	1	0
	Southern Miss	5	0-1	0-1	1-2	1	1	0	0	1	1
	vs. Rice	3	0-0	0-0	0-0	0	1	0	0	0	0
	Texas-Pan American	3	1-1	1-1	0-0	0	0	0	0	0	3
	Western Illinois	3	0-0	0-0	0-0	0	1	0	0	0	0
	*Ole Miss	1	0-0	0-0	0-0	0	0	0	0	0	0
	*Auburn	1	0-0	0-0	0-0	0	1	0	0	0	0
	*at Georgia	1	0-1	0-1	0-0	0	0	0	0	0	0
	*Georgia	1	0-0	0-0	0-0	0	0	0	0	0	0
	Totals	36	2-8	2-8	1-2	5	4	2	1	2	7


+ - games started
 * - Southeastern Conference games
 # - SEC Tournament games
 & - Maui Invitational, Maui, Hawaii
 \$ - NCAA Tournament

Steven Hill Career Game-By-Game

2004-05	Opponent	MP	FG	3FG	FT	REB	A	TO	Bl	St	Pts
	+%Winthrop	15	1-3	0-0	0-0	3	0	1	4	0	2
	+%Troy	23	1-2	0-0	0-0	3	0	2	4	0	2
	+%Eastern Michigan	28	1-2	0-0	0-0	6	1	1	2	0	2
	+Gardner-Webb	21	1-2	0-0	2-4	1	1	0	1	0	4
	+Tulsa	26	4-5	0-0	1-5	5	0	2	4	2	9
	+vs. Illinois	30	0-1	0-0	1-3	4	0	2	6	0	1
	+at Missouri	17	1-2	0-0	0-0	2	0	1	4	1	2
	+Tennessee St.	19	0-1	0-0	0-0	3	0	2	2	1	0
	+Prairie View A&M	24	5-11	0-0	0-0	6	1	1	5	1	10
	+Lipscomb	21	1-4	0-0	0-0	3	1	0	2	0	2
	+Hartford	23	2-4	0-0	2-3	6	0	2	1	4	6
	+Jacksonville St.	15	2-2	0-0	0-0	2	1	2	2	0	4
	+La.-Monroe	17	1-2	0-0	0-0	2	1	2	1	0	2
	+Ole Miss	17	0-1	0-0	0-0	0	0	0	3	0	0
	+*at Florida	17	1-1	0-0	0-0	2	0	0	1	0	2
	+*Alabama	18	0-1	0-0	0-0	2	0	0	5	0	0
	+*at Mississippi St.	16	1-2	0-0	0-0	2	0	0	3	2	2
	*at LSU	12	0-0	0-0	0-0	1	0	0	0	0	0
	*Auburn	12	2-3	0-0	0-2	2	0	1	0	0	4
	*Kentucky	17	1-1	0-0	0-0	2	0	2	2	0	2
	+*at South Carolina	9	0-1	0-0	1-2	3	0	0	0	0	1
	*at Ole Miss	5	1-1	0-0	1-1	0	0	0	0	0	3
	*Georgia	12	2-2	0-0	2-2	2	0	0	0	1	6
	*LSU	4	0-1	0-0	0-0	2	0	0	1	0	0
	*at Alabama	17	0-0	0-0	1-2	1	0	0	0	0	1
	*at Vanderbilt	8	0-0	0-0	0-0	1	0	1	0	0	0
	*Tennessee	7	0-0	0-0	1-2	1	0	0	0	0	1
	*Mississippi St.	6	0-0	0-0	0-0	0	0	0	1	0	0
	*at Auburn	2	0-0	0-0	0-0	0	0	0	0	0	0
	#Tennessee	13	1-2	0-0	0-0	2	0	1	0	2	2
	Totals	471	29-57	0-0	12-26	69	6	21	54	14	70

2005-06	Opponent	MP	FG	3FG	FT	REB	A	TO	Bl	St	Pts
	Portland St.	14	3-6	0-0	0-2	4	0	1	0	0	6
	+&Connecticut	18	4-4	0-0	0-0	3	0	1	1	0	8
	+&Kansas	32	1-3	0-0	0-0	4	1	0	2	0	2
	+&Maryland	20	1-4	0-0	0-0	4	0	2	1	1	2
	+Radford	21	0-1	0-0	0-0	3	0	3	2	1	0
	+Southern Miss	23	2-2	0-0	0-0	4	1	1	4	3	4
	+Missouri	23	1-3	0-0	0-0	4	0	1	0	1	0
	+Texas St.	35	3-4	0-0	0-0	9	1	0	10	1	6
	+Missouri St.	25	1-5	0-0	1-2	4	0	2	6	1	3
	+vs. Rice	21	0-3	0-0	0-0	3	0	0	1	0	0
	+vs. Texas Tech	19	0-1	0-0	0-0	1	0	0	1	0	0
	+Texas-Pan American	31	1-2	0-0	0-0	4	1	1	8	2	2
	+Western Illinois	18	0-2	0-0	0-0	1	0	1	0	0	0
	*at Mississippi St.	32	5-7	0-0	0-2	6	1	0	2	1	10
	+LSU	18	2-3	0-0	0-0	3	1	4	3	0	4
	+*Vanderbilt	22	2-3	0-0	0-0	6	1	4	3	0	4
	+*at Alabama	30	3-7	0-0	0-0	6	1	1	7	0	6
	+*at Auburn	21	1-2	0-0	0-0	1	1	1	1	3	2
	+*Ole Miss	23	3-4	0-0	0-0	2	0	2	5	0	6
	+*at Kentucky	21	1-2	0-0	0-0	1	1	0	2	1	2
	+*South Carolina	21	0-1	0-0	0-0	4	0	0	3	1	0
	+*at LSU	24	2-3	0-0	0-0	2	1	0	1	0	4
	+*Auburn	20	1-2	0-0	2-2	4	1	1	3	0	4
	+*at Ole Miss	24	0-0	0-0	0-0	2	0	1	2	1	0
	+*Florida	28	1-3	0-0	1-2	4	0	1	2	2	3
	+*Alabama	22	0-0	0-0	5-7	3	2	0	3	1	5
	+*Tennessee	13	1-2	0-0	0-0	6	0	0	1	0	2
	+*Mississippi St.	23	1-2	0-0	0-0	3	1	1	4	0	2
	+*at Georgia	17	0-4	0-0	0-1	4	0	0	1	0	0
	+*Georgia	16	0-1	0-0	0-0	2	0	0	2	0	0
	+*Florida	17	1-2	0-0	0-0	2	0	0	2	1	2
	+*Bucknell	23	3-5	0-0	0-1	4	0	1	4	0	6
	Totals	715	44-93	0-0	9-19	113	14	26	91	23	97

+ - games started
 * - Southeastern Conference games
 # - SEC Tournament games
 % - Paradise Jam at the U.S. Virgin Islands
 & - Maui Invitational, Maui, Hawaii
 \$ - NCAA Tournament



Preston Cranford has taken 15 shots in his two years, and 14 of those have been three-pointers.



Steven Hill is shooting 49 percent from the field for his career (73-150).



Vincent Hunter Career Game-By-Game

2003-04	MP	FG	3FG	FT	REB	A	TO	BI	St	Pts
Opponent										
+Nicholls St.	24	2-2	0-0	5-6	5	1	1	2	0	9
+Grambling St.	20	4-7	0-0	0-0	3	0	0	1	0	8
+vs. Jacksonville	26	3-5	0-0	0-0	3	1	1	1	1	6
+Oral Roberts	16	4-4	0-0	0-4	7	0	1	1	0	8
+vs. Illinois	14	0-3	0-0	2-2	6	0	3	0	0	2
SE Missouri St.	DNP									
La. Tech	DNP									
Oklahoma St.	DNP									
W. Carolina	DNP									
at Tulsa	8	0-0	0-0	0-0	1	0	0	0	0	0
North Texas	14	0-2	0-0	3-4	2	1	0	1	1	3
*LSU	13	1-3	0-0	1-2	3	0	1	2	0	3
*at Mississippi St.	8	0-0	0-0	1-2	2	0	3	0	1	1
*at Alabama	21	3-5	0-0	1-2	4	1	0	2	0	7
*Ole Miss	27	1-3	0-0	12-14	9	0	0	1	0	14
*at Auburn	23	2-2	0-0	2-4	6	1	2	2	0	6
*Vanderbilt	22	0-1	0-0	1-2	4	0	0	3	0	1
*at Georgia	29	1-1	0-0	1-2	5	1	2	2	1	3
+*Auburn	19	1-2	0-0	0-0	4	1	3	2	0	2
+*at LSU	11	0-2	0-0	0-0	1	0	0	0	0	0
+*at Tennessee	6	0-2	0-0	0-0	0	0	0	1	0	0
*Mississippi St.	1	0-0	0-0	0-0	0	0	0	0	0	0
*at Kentucky	7	0-0	0-0	0-0	0	0	0	1	0	0
*South Carolina	4	1-2	0-0	1-1	3	0	1	0	0	3
*Florida	3	0-0	0-0	0-0	0	0	0	0	0	0
+*Alabama	21	0-2	0-0	1-2	1	0	1	0	2	1
*at Ole Miss	10	1-1	0-0	1-2	1	0	0	0	0	3
#South Carolina	22	2-4	0-0	6-6	6	0	0	0	0	10
Totals	369	26-53	0-0	38-55	76	7	19	22	6	90

2004-05 - Medical Redshirt

2005-06	MP	FG	3FG	FT	REB	A	TO	BI	St	Pts
Opponent										
Portland St.	DNP									
&Connecticut	DNP									
&Kansas	DNP									
&Maryland	DNP									
Radford	14	2-6	1-2	0-0	6	1	0	2	1	5
Southern Miss	19	4-5	1-1	1-2	4	1	1	0	1	10
Missouri	4	0-3	0-2	0-0	2	0	0	0	0	0
Texas St.	10	1-3	0-0	2-4	2	0	1	1	1	4
Missouri St.	4	1-2	0-1	0-0	0	0	0	0	0	2
vs. Rice	15	1-4	0-0	2-4	3	0	1	0	0	4
vs. Texas Tech	13	1-1	0-0	3-5	1	0	1	0	0	5
Texas-Pan American	20	4-6	1-2	0-0	1	0	0	1	1	9
Western Illinois	15	3-4	0-1	2-4	2	0	0	1	0	8
*at Mississippi St.	DNP									
*LSU	5	0-0	0-0	0-0	2	0	1	0	0	0
*Vanderbilt	3	0-0	0-0	0-0	0	0	0	0	0	0
*at Alabama	3	0-1	0-0	0-0	0	0	1	0	0	0
*at Auburn	1	0-0	0-0	0-0	0	0	1	0	0	0
*Ole Miss	3	0-0	0-0	0-0	0	0	0	0	0	0
*at Kentucky	3	0-0	0-0	0-0	0	0	0	0	0	0
+*South Carolina	14	0-2	0-0	1-2	4	0	1	0	0	1
*at LSU	1	0-0	0-0	0-0	0	0	0	0	0	0
*Auburn	15	2-2	1-1	2-4	2	0	1	0	0	7
*at Ole Miss	8	1-2	0-0	1-2	4	0	1	0	0	3
*Florida	14	4-4	1-1	2-2	3	0	0	0	0	11
*Alabama	9	1-3	0-1	0-0	3	0	2	0	2	2
*at Tennessee	16	4-8	0-0	2-3	7	0	0	1	0	10
*Mississippi St.	13	1-1	0-0	4-8	2	0	2	1	0	6
*at Georgia	14	1-3	0-1	0-0	2	0	0	0	0	2
#Georgia	15	1-5	0-1	0-0	7	0	1	0	0	2
#Florida	19	3-5	0-2	2-2	3	0	2	1	0	8
\$Bucknell	20	0-2	0-0	2-4	5	1	1	0	0	2
Totals	290	35-72	5-16	26-46	65	3	15	10	4	101

+ - games started
 * - Southeastern Conference games
 # - SEC Tournament games
 & - Maui Invitational, Maui, Hawaii
 \$ - NCAA Tournament

Sean McCurdy Career Game-By-Game

2005-06	MP	FG	3FG	FT	REB	A	TO	BI	St	Pts
Opponent										
Portland St.	23	2-2	1-1	2-2	4	6	4	0	0	7
&Connecticut	1	0-1	0-0	0-0	1	0	0	0	0	0
&Kansas	1	0-0	0-0	0-0	0	0	1	0	0	0
&Maryland	1	0-2	0-1	0-0	1	0	0	0	0	0
Radford	17	1-5	1-2	0-0	4	4	1	0	0	3
Southern Miss	16	1-3	0-1	2-2	2	2	1	0	0	4
Missouri	5	0-0	0-0	0-0	2	2	1	0	0	0
Texas St.	DNP									
Missouri St.	2	0-0	0-0	0-0	0	1	0	0	0	0
vs. Rice	7	0-2	0-0	0-0	0	0	0	0	1	0
vs. Texas Tech	1	1-1	1-1	0-0	1	0	0	0	0	3
Texas-Pan American	14	4-8	2-3	0-0	2	1	0	0	0	10
Western Illinois	19	2-5	2-4	0-0	0	0	0	0	3	6
*at Mississippi St.	3	0-0	0-0	0-0	1	0	0	0	0	0
*LSU	10	1-3	1-3	0-0	0	4	1	0	0	3
*Vanderbilt	13	1-5	0-2	1-2	2	1	0	0	0	3
*at Alabama	8	1-3	1-3	0-0	2	2	2	0	1	3
*at Auburn	1	0-0	0-0	0-0	0	0	1	0	0	0
*Ole Miss	7	0-1	0-1	0-0	0	1	2	0	0	0
*at Kentucky	3	1-2	1-2	0-0	0	1	0	0	0	3
*South Carolina	1	0-0	0-0	0-0	0	0	0	0	0	0
*at LSU	2	0-0	0-0	0-2	0	2	0	0	0	0
*Auburn	14	1-2	0-1	2-2	1	1	2	0	0	4
*at Ole Miss	3	0-1	0-0	0-0	0	0	0	0	0	0
*Florida	13	0-1	0-1	0-0	1	1	0	0	0	0
*Alabama	12	0-1	0-1	0-0	1	5	1	0	0	0
*at Tennessee	DNP									
*Mississippi St.	4	0-0	0-0	0-0	0	1	0	0	1	0
*at Georgia	6	0-1	0-0	0-0	1	0	0	0	0	0
#Georgia	9	1-2	1-2	0-0	0	1	1	0	0	3
#Florida	15	1-4	0-3	0-0	2	4	0	0	2	2
\$Bucknell	2	0-1	0-0	0-0	0	0	0	0	0	0
Totals	232	18-56	11-32	7-10	24	40	18	0	6	54

+ - games started
 * - Southeastern Conference games
 # - SEC Tournament games
 & - Maui Invitational, Maui, Hawaii
 \$ - NCAA Tournament


Cyrus McGowan Career Game-By-Game

2005-06	MP	FG	3FG	FT	REB	A	TO	BI	St	Pts
Opponent										
Portland St.	17	3-3	0-0	0-0	7	0	0	0	0	6
&Connecticut	1	0-0	0-0	0-0	0	0	0	0	0	0
&Kansas	3	0-0	0-0	0-0	0	0	0	0	0	0
&Maryland	6	0-0	0-0	0-0	2	0	2	1	0	0
Radford	1	1-1	0-0	1-2	0	0	1	0	0	3
Southern Miss	8	0-2	0-0	0-0	3	0	1	0	0	0
Missouri	DNP									
Texas St.	DNP									
Missouri St.	DNP									
vs. Rice	4	1-3	0-0	0-0	2	0	0	0	0	2
vs. Texas Tech	3	0-0	0-0	0-0	0	0	1	1	0	0
Texas-Pan American	7	1-1	0-0	0-0	2	1	1	0	0	2
Western Illinois	7	0-0	0-0	0-0	2	0	0	1	0	0
*at Mississippi St.	8	1-1	0-0	0-0	1	0	0	0	0	2
*LSU	11	1-2	0-0	0-0	2	0	0	0	0	2
*Vanderbilt	1	0-0	0-0	0-0	0	0	0	0	0	0
*at Alabama	6	0-0	0-0	0-0	0	0	0	0	0	0
*at Auburn	DNP									
*Ole Miss	4	0-1	0-0	1-2	2	0	0	0	0	1
*at Kentucky	DNP									
*South Carolina	4	1-1	0-0	0-0	0	0	0	1	0	2
+at LSU	5	0-2	0-0	0-0	2	0	1	0	0	0
*Auburn	2	0-0	0-0	0-0	1	0	0	0	0	0
*at Ole Miss	2	0-0	0-0	0-0	1	0	0	0	0	0
*Florida	1	0-0	0-0	0-0	0	0	0	0	0	0
*Alabama	DNP									
*at Tennessee	DNP									
*Mississippi St.	1	0-0	0-0	0-0	0	0	0	0	0	0
*at Georgia	2	0-0	0-0	0-0	1	0	0	0	0	0
#Georgia	2	0-1	0-1	0-0	0	1	0	0	0	0
#Florida	DNP									
\$Bucknell	DNP									
Totals	106	9-18	0-1	2-4	28	2	7	4	0	20

+ - games started
 * - Southeastern Conference games
 # - SEC Tournament games
 & - Maui Invitational, Maui, Hawaii
 \$ - NCAA Tournament



Sean McCurdy had two or more assists nine times in his freshman season.



Cyrus McGowan had two or more rebounds nine times in his freshman season.



Of Vincent Hunter's 290 minutes last year, a third of those (97) came in the final six games.





Charles Thomas Career Game-By-Game

2004-05	MP	FG	3FG	FT	REB	A	TO	Bl	St	Pts
Opponent										
%Winthrop	22	1-2	0-0	6-7	3	0	0	0	0	8
%Troy	21	2-6	0-0	4-4	4	0	3	0	0	8
%Eastern Michigan	20	3-5	0-0	1-2	3	0	1	0	1	7
+Gardner-Webb	21	4-7	0-1	0-1	5	1	3	0	0	8
+Tulsa	23	5-8	0-0	6-8	4	2	1	0	0	16
+vs. Illinois	23	1-6	0-1	7-10	4	0	2	0	0	9
+at Missouri	24	3-5	0-0	0-0	4	0	2	0	0	6
+Tennessee St.	17	6-9	1-2	2-3	4	0	1	0	0	15
+Prairie View A&M	14	3-10	0-0	6-6	1	1	1	0	12	
+Lipscomb	23	2-4	0-1	2-3	3	0	2	0	0	7
+Hartford	18	2-4	1-1	2-2	0	3	3	0	0	6
Jacksonville St.	DNP									
+La.-Monroe	17	3-4	0-1	0-0	5	0	2	0	0	6
*Ole Miss	23	3-7	0-0	3-6	3	0	2	0	0	9
+*at Florida	22	1-3	0-0	6-6	6	0	3	0	1	8
*Alabama	18	2-6	1-2	0-0	2	2	0	0	0	5
+*at Mississippi St.	13	1-4	0-1	0-0	3	0	4	0	0	2
+*at LSU	10	0-1	0-0	0-0	0	1	1	0	0	0
*Auburn	17	0-2	0-1	4-4	2	3	1	0	0	4
*Kentucky	27	0-5	0-1	0-1	4	1	0	0	0	0
+*at South Carolina	8	0-1	0-0	0-0	1	0	0	0	0	0
*at Ole Miss	16	1-4	0-0	0-0	2	0	3	1	1	2
*Georgia	12	0-1	0-0	0-0	1	1	2	0	0	0
+*at LSU	30	0-2	0-0	0-0	1	0	0	0	0	0
+*at Alabama	6	0-1	0-1	0-0	1	0	0	0	0	0
+*at Vanderbilt	8	0-0	0-0	0-0	0	0	0	0	0	0
*Tennessee	20	4-7	0-0	1-2	3	0	3	0	0	9
*Mississippi St.	20	2-5	0-0	3-4	5	0	0	0	0	7
*at Auburn	13	2-3	0-0	0-0	0	0	1	0	1	4
+*at Tennessee	23	1-4	0-0	0-0	4	0	1	1	0	2
Totals	529	52-126	3-13	53-69	78	3	15	3	4	160

2005-06	MP	FG	3FG	FT	REB	A	TO	Bl	St	Pts
Opponent										
+Portland St.	23	7-12	0-0	6-7	7	2	1	0	2	20
+&Connecticut	32	1-4	0-0	2-2	4	0	3	1	0	4
+&Kansas	17	1-4	0-0	0-0	4	0	1	0	0	2
+&Maryland	28	3-4	0-0	4-7	4	1	3	0	2	10
+Radford	26	4-4	0-0	4-6	7	0	1	0	2	12
Southern Miss	16	3-3	0-0	3-5	1	1	1	0	1	9
Missouri	28	3-3	1-1	4-4	4	0	2	1	1	11
Texas St.	16	1-2	0-0	1-2	1	1	1	0	1	3
+Missouri St.	30	4-10	0-0	9-14	8	2	2	0	2	17
+vs. Rice	16	3-7	0-0	2-2	2	1	0	0	0	8
+vs. Texas Tech	15	1-6	0-0	6-6	4	0	3	0	1	8
+Texas-Pan American	10	2-6	0-0	3-4	6	0	0	0	0	7
+Western Illinois	17	0-2	0-0	5-6	3	2	2	0	0	5
+*at Mississippi St.	21	2-5	0-1	1-4	3	0	0	0	0	5
*LSU	10	1-3	0-0	0-0	1	0	0	0	0	2
*Vanderbilt	27	5-5	2-2	3-4	4	0	2	0	1	15
*at Alabama	25	6-14	0-1	0-0	8	0	1	1	0	12
*at Auburn	25	3-9	0-0	6-7	12	1	0	0	0	12
*Ole Miss	27	4-6	0-0	0-1	4	2	2	0	0	8
*at Kentucky	27	1-3	0-1	3-6	6	1	1	0	0	5
*South Carolina	26	5-6	1-1	2-4	3	2	2	1	1	13
*at LSU	30	2-6	0-1	6-7	7	0	2	0	0	10
+*Auburn	23	5-7	0-0	3-4	5	0	0	0	0	13
+*at Ole Miss	17	3-5	0-0	3-6	5	0	1	0	0	9
+*Florida	28	2-3	0-1	6-8	3	2	3	0	2	10
+*Alabama	21	5-8	0-0	0-0	3	0	0	1	1	10
+*at Tennessee	27	4-8	0-0	3-3	6	0	1	0	0	11
+*Mississippi St.	20	2-4	0-0	8-8	5	1	1	0	0	12
+*at Georgia	27	6-13	0-0	3-4	15	2	0	0	0	15
+*Georgia	22	6-11	0-0	2-3	6	2	4	0	0	14
+*Florida	23	7-13	2-3	1-2	2	1	0	0	1	17
+*SBucknell	28	1-2	0-0	0-1	7	1	4	0	1	2
Totals	728	103-198	6-12	99-137	160	25	44	5	19	311

+ - games started
 * - Southeastern Conference games
 # - SEC Tournament games
 % - Paradise Jam at the U.S. Virgin Islands
 & - Maui Invitational, Maui, Hawaii
 \$ - NCAA Tournament

Darian Townes Career Game-By-Game

2004-05	MP	FG	3FG	FT	REB	A	TO	Bl	St	Pts
Opponent										
%Winthrop	21	2-3	0-0	0-0	4	1	1	1	0	4
%Troy	16	2-2	0-0	0-0	4	0	2	2	4	4
%Eastern Michigan	18	0-2	0-0	0-0	4	0	1	3	0	0
Gardner-Webb	19	4-8	1-1	1-4	5	1	1	0	0	10
Tulsa	16	2-5	0-0	2-4	5	0	0	2	1	6
vs. Illinois	6	0-3	0-0	0-0	1	0	1	1	0	0
at Missouri	14	3-4	0-0	1-4	3	0	2	1	0	7
Tennessee St.	25	10-13	0-0	0-3	4	0	0	2	0	20
Prairie View A&M	18	7-11	0-0	2-2	7	1	1	6	0	16
Lipscomb	23	6-10	0-0	3-5	4	0	2	3	1	15
Hartford	22	4-6	0-0	3-6	4	0	1	2	0	11
+Jacksonville St.	28	4-6	0-0	3-4	5	1	2	2	0	9
La.-Monroe	21	3-9	0-0	3-5	3	1	1	3	0	11
*Ole Miss	22	4-8	0-0	4-6	4	2	0	2	0	12
*at Florida	21	0-3	0-0	4-4	3	0	0	0	1	4
*Alabama	28	5-8	0-0	4-4	3	0	1	0	0	14
*at Mississippi St.	13	2-3	0-0	0-0	3	0	1	1	0	4
+*at LSU	33	2-6	0-0	0-0	5	1	1	1	1	4
*Auburn	22	4-6	0-0	5-6	5	2	0	1	1	13
*Kentucky	26	7-10	0-0	2-2	5	1	2	2	2	16
+*at South Carolina	31	3-10	0-0	0-0	4	1	3	1	1	6
+*at Ole Miss	21	8-14	0-0	3-3	2	0	0	3	1	19
+*Georgia	30	7-13	0-0	3-4	4	0	1	1	0	17
+*LSU	36	4-12	0-0	6-6	9	2	1	2	0	14
+*at Alabama	37	7-14	0-0	0-2	12	0	2	0	0	14
+*at Vanderbilt	31	3-4	0-0	2-2	3	0	2	1	2	8
+*Tennessee	28	3-6	0-0	0-0	3	0	2	1	1	6
+*Mississippi St.	35	6-15	0-0	1-2	6	0	2	2	0	13
+*at Auburn	30	7-14	0-0	4-4	10	0	4	1	0	18
+*Tennessee	24	3-7	0-0	4-4	3	0	0	1	1	10
Totals	715	122-235	1-1	60-86	137	14	37	48	15	305

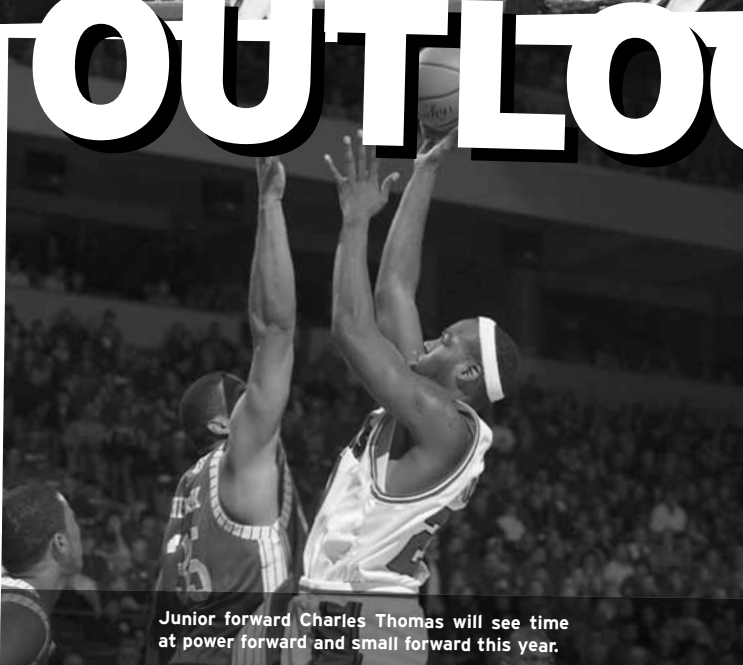
2005-06	MP	FG	3FG	FT	REB	A	TO	Bl	St	Pts
Opponent										
+Portland St.	23	7-12	0-0	6-7	7	2	1	0	2	20
+&Connecticut	32	1-4	0-0	2-2	4	0	3	1	0	4
+&Kansas	17	1-4	0-0	0-0	4	0	1	0	0	2
+&Maryland	28	3-4	0-0	4-7	4	1	3	0	2	10
+Radford	26	4-4	0-0	4-6	7	0	1	0	2	12
Southern Miss	16	3-3	0-0	3-5	1	1	1	0	1	9
Missouri	28	3-3	1-1	4-4	4	0	2	1	1	11
Texas St.	16	1-2	0-0	1-2	1	1	1	0	1	3
+Missouri St.	30	4-10	0-0	9-14	8	2	2	0	2	17
+vs. Rice	16	3-7	0-0	2-2	2	1	0	0	0	8
+vs. Texas Tech	15	1-6	0-0	6-6	4	0	3	0	1	8
+Texas-Pan American	10	2-6	0-0	3-4	6	0	0	0	0	7
+Western Illinois	17	0-2	0-0	5-6	3	2	2	0	0	5
+*at Mississippi St.	21	2-5	0-1	1-4	3	0	0	0	0	5
*LSU	10	1-3	0-0	0-0	1	0	0	0	0	2
*Vanderbilt	27	5-5	2-2	3-4	4	0	2	0	1	15
*at Alabama	25	6-14	0-1	0-0	8	0	1	1	0	12
*at Auburn	25	3-9	0-0	6-7	12	1	0	0	0	12
*Ole Miss	27	4-6	0-0	0-1	4	2	2	0	0	8
*at Kentucky	27	1-3	0-1	3-6	6	1	1	0	0	5
*South Carolina	26	5-6	1-1	2-4	3	2	2	1	1	13
*at LSU	30	2-6	0-1	6-7	7	0	2	0	0	10
+*Auburn	23	5-7	0-0	3-4	5	0	0	0	0	13
+*at Ole Miss	17	3-5	0-0	3-6	5	0	1	0	0	9
+*Florida	28	2-3	0-1	6-8	3	2	3	0	2	10
+*Alabama	21	5-8	0-0	0-0	3	0	0	1	1	10
+*at Tennessee	27	4-8	0-0	3-3	6	0	1	0	0	11
+*Mississippi St.	20	2-4	0-0	8-8	5	1	1	0	0	12
+*at Georgia	27	6-13	0-0	3-4	15	2	0	0	0	15
+*Georgia	22	6-11	0-0	2-3	6	2	4	0	0	14
+*Florida	23	7-13	2-3	1-2	2	1	0	0	1	17
+*SBucknell	28	1-2	0-0	0-1	7	1	4	0	1	2
Totals	728	103-198	6-12	99-137	160	25	44	5	19	311

+ - games started
 * - Southeastern Conference games
 # - SEC Tournament games
 % - Paradise Jam at the U.S. Virgin Islands
 & - Maui Invitational, Maui, Hawaii
 \$ - NCAA Tournament


2005-06	MP	FG	3FG	FT	REB	A	TO	Bl	St	Pts
Opponent										
+Portland St.	23	7-10	0-0	0-0	8	2	4	7	1	14
+&Connecticut	28	1-7	0-0	2-3	4	1	0	2	1	4
+&Kansas	27	4-8	0-0	2-3	7	1	0	0	0	10
+&Maryland	26	6-11	0-0	1-2	4	1	2	2	0	13
Radford	18	3-6	0-0	2-2	7	1	2	1	0	8
+Southern Miss	19	5-8	0-0	4-5	5	0	1	2	1	14
+Missouri	25	4-10	0-0	0-1	7	0	4	6	0	

Junior center Steven Hill has always patrolled the middle on defense, but he's becoming more of a threat on offense.

RAZORBACK OUTLOOK



Junior forward Charles Thomas will see time at power forward and small forward this year.



Junior point guard Gary Ervin averaged 7.4 points and 4.7 assists two years ago at Mississippi State.



RADIO/TV CHART	54
ROSTERS	55
SEASON PREVIEW/NOTES	56



ARKANSAS

RADIO/TV CHART

RAZORBACK OUTLOOK RADIO/TV CHART




No. 0
Gary Ervin
Guard
6-0, 176, JR, TR
Brooklyn, N.Y.
Mississippi St.



No. 1
Cyrus McGowan
Forward/Center
6-9, 236, SO, 1L
Meridian, Miss.
Meridian HS



No. 2
Stefan Welsh
Guard
6-2, 180, FR, HS
Newport News, Va.
Hargrave Military Academy



No. 3
Charles Thomas
Forward
6-8, 235, JR, 2L
Jackson, Miss.
Callaway HS



No. 5
Darian Townes
Forward/Center
6-10, 254, JR, 2L
Alexandria, Va.
Hargrave Military Academy



No. 13
Sonny Weems
Forward
6-6, 201, JR, JC
West Memphis, Ark.
UA-Fort Smith CC



No. 14
Sean McCurdy
Guard
6-1, 186, SO, 1L
Westport, Conn.
St. Anthony (N.J.) HS



No. 15
Michael Washington
Forward/Center
6-10, 229, FR, HS
McGehee, Ark.
Genesis One Christian
(Mendenhall, Miss.) School



No. 21
Patrick Beverley
Guard
6-1, 172, FR, HS
Chicago, Ill.
Marshall HS



No. 22
Preston Cranford
Guard
6-7, 214, JR, 2L
Heber Springs, Ark.
Heber Springs HS



No. 33
Vincent Hunter
Forward
6-10, 225, JR, 2L
Little Rock, Ark.
J.A. Fair HS



No. 51
Steven Hill
Forward/Center
7-0, 250, JR, 2L
Branson, Mo.
Branson HS





RAZORBACKS
6 FINAL FOUR APPEARANCES

2006-07

ARKANSAS ROSTERS

RAZORBACK OUTLOOK 2006-07 ARKANSAS ROSTERS

ALPHABETICAL

No.	Player	Pos.	Ht.	Wt.	Class-Exp.	Hometown (Previous School)
21	Patrick Beverley	G	6-1	172	FR-HS	Chicago (Marshall HS), Ill.
22	Preston Cranford	G	6-7	214	JR-2L	Heber Springs (Heber Springs HS), Ark.
0	Gary Ervin	G	6-0	176	JR-TR	Brooklyn, N.Y. (Mississippi St.)
51	Steven Hill	F/C	7-0	250	JR-2L	Branson (Branson HS), Mo.
33	Vincent Hunter	F	6-10	225	JR-2L	Little Rock (J.A. Fair HS), Ark.
14	Sean McCurdy	G	6-1	186	SO-1L	Westport, Conn. (St. Anthony [N.J.] HS)
1	Cyrus McGowan	F/C	6-9	236	SO-1L	Meridian (Meridian HS), Miss.
3	Charles Thomas	F	6-8	235	JR-2L	Jackson (Callaway HS), Miss.
5	Darian Townes	F/C	6-10	254	JR-2L	Alexandria, Va. (Hargrave Military Academy)
15	Michael Washington	F/C	6-10	229	FR-HS	McGehee, Ark. (Genesis One Christian [Mendenhall, Miss.] School)
13	Sonny Weems	F	6-6	201	JR-JC	West Memphis, Ark. (UA-Fort Smith CC)
2	Stefan Welsh	G	6-2	180	FR-HS	Newport News, Va. (Hargrave Military Academy)

NUMERICAL

No.	Player	Pos.	Ht.	Wt.	Class-Exp.	Hometown (Previous School)
0	Gary Ervin	G	6-0	176	JR-TR	Brooklyn, N.Y. (Mississippi St.)
1	Cyrus McGowan	F/C	6-9	236	SO-1L	Meridian (Meridian HS), Miss.
2	Stefan Welsh	G	6-2	180	FR-HS	Newport News, Va. (Hargrave Military Academy)
3	Charles Thomas	F	6-8	235	JR-2L	Jackson (Callaway HS), Miss.
5	Darian Townes	F/C	6-10	254	JR-2L	Alexandria (Hargrave Military Academy), Va.
13	Sonny Weems	F	6-6	201	JR-JC	West Memphis, Ark. (UA-Fort Smith CC)
14	Sean McCurdy	G	6-1	186	SO-1L	Westport, Conn. (St. Anthony [N.J.] HS)
15	Michael Washington	F/C	6-10	229	FR-HS	McGehee, Ark. (Genesis One Christian [Mendenhall, Miss.] School)
21	Patrick Beverley	G	6-1	172	FR-HS	Chicago (Marshall HS), Ill.
22	Preston Cranford	G	6-7	214	JR-2L	Heber Springs (Heber Springs HS), Ark.
33	Vincent Hunter	F	6-10	225	JR-2L	Little Rock (J.A. Fair HS), Ark.
51	Steven Hill	F/C	7-0	250	JR-2L	Branson (Branson HS), Mo.

Head Coach: Stan Heath

Assistant Coaches: Glyn Cyprien, Dan Hipsher, Oronde Taliaferro

Director of Basketball Operations: Darren Sorenson

Trainer: Dave England

PRONUNCIATION GUIDE

Players

Cyrus McGowan – Sigh-russ

Darian Townes – Dare-e-in

Stefan Welsh – Steph-un

Coaches

Glynn Cyprien – Sip-re-in

Oronde Taliaferro – O-ron-day Ta-la-fair-o

RETURNING LEADERS

Points Per Game

Charles Thomas, 9.7

Field Goals

Darian Townes, 126

Field Goal Pct.

Charles Thomas, .520 (103-198)

3-Pt. Field Goals

Sean McCurdy, 11 (of 32)

3-Pt. Pct.

Sean McCurdy, .344 (11-32)

Free Throws

Charles Thomas, 99 (of 137)

Free Throw Pct.

Charles Thomas, .723 (99-137)

Rebounds Per Game

Darian Townes, 5.1

Off. Rebounds Per Game

Charles Thomas, 2.4

Assists Per Game

Sean McCurdy, 1.3

Blocks Per Game

Steven Hill, 2.8

Steals Per Game

Steven Hill, 0.7





2006-07

SEASON OUTLOOK

RAZORBACK OUTLOOK SEASON OUTLOOK

New-Look Arkansas Expecting More Success

The Razorbacks broke through and reached the NCAA Tournament last year. They have the personnel to do so again this year, but they will look different doing it.


With a perimeter oriented club in 2006, Arkansas went 22-10 for its best record since the 1999 club went 23-11. UA earned an NCAA Tournament bid for the first time since 2001 and tied for the third-highest win total in the Southeastern Conference. The Hogs tied for second in the SEC's Western Division at 10-6. They recorded wins over two top-10 ranked teams and beat both the eventual NCAA (Florida) and NIT (South Carolina) champions. UA also went 15-1 at home for the best mark in the SEC.

Arkansas also continued a trend of steady improvement under head coach Stan Heath. The Razorbacks have improved every year under the fifth-year coach, going from nine wins in 2003 to 12 in 2004 to 18 in '05 and then 22 last season.

The Razorbacks earned their 28th all-time bid to the NCAA Tournament last year behind the play of guards Ronnie Brewer, Eric Ferguson, Jonathon Modica and Dontell Jefferson.

Brewer, an honorable mention All-American, left for the NBA following his junior season and was the 14th pick of the first round by the Utah Jazz. The two-time first-team All-SEC pick was second in the league in scoring (18.4 ppg) and first in steals (2.6) while adding 4.8 rebounds and 3.3 assists.

Modica (16.1 ppg) was a second-team All-SEC pick and Ferguson (8.1 ppg) the league's Sixth Man of the Year. Brewer, Modica and Ferguson all scored more than 1,000 points for their careers while Jefferson was sixth in the conference with 4.4 assists.



Head coach Stan Heath calls junior forward Vincent Hunter the "X-factor" because he can rebound and score inside, shoot from outside, and play defense on the perimeter and the interior.



Sophomore forward/center Cyrus McGowan is part of an Arkansas front line featuring five players 6-9 or taller.

2006-07 PREVIEW

Starters Returning: 2

- Jr. F/C Steven Hill, 7-0, 250 (3.0 ppg, 3.5 rpg, 2.8 blocks)
- Jr. F Charles Thomas, 6-8, 235 (9.7 ppg, 5.0 rpg, .520 FG%)

Starters Lost: 3

- Jr. G Ronnie Brewer (18.4 ppg, 4.8 rpg, 3.3 apg)
- Sr. G Dontell Jefferson (3.2 ppg, 3.1 rpg, 4.4 apg)
- Sr. G Jonathon Modica (16.1 ppg, 4.0 rpg)

Other Returning Lettermen: 5 - 7 overall

- Jr. G Preston Cranford, 6-7, 214 (0.7 ppg)
- Jr. F Vincent Hunter, 6-10, 225 (3.7 ppg, 2.4 rpg)
- So. G Sean McCurdy, 6-1, 186 (1.8 ppg, 1.3 apg)
- So. F/C Cyrus McGowan, 6-9, 236 (0.9 ppg, 1.2 rpg)
- Jr. F/C Darian Townes, 6-10, 254 (9.5 ppg, 5.1 rpg, 1.6 blocks)

Other Lettermen Lost: 2 - 5 overall

- Sr. G Eric Ferguson (8.1 ppg, 2.6 apg)
- So. G Sammy Munsey (1.0 ppg)

Newcomers: 5

- Fr. G Patrick Beverley, 6-1, 172 (37.3 ppg, 6.0 rpg, 8.0 stl at Marshall HS, Chicago, Ill.)
- Jr. G Gary Ervin, 6-0, 176 (7.4 ppg, 2.4 rpg, 4.7 apg, 1.1 spg at Mississippi State in 2005)
- Fr. F/C Michael Washington, 6-10, 229 (31.6 ppg, 14.8 rpg, 9.0 blk at Genesis One Christian School in Mendenhall, Miss.)
- Jr. F Sonny Weems, 6-6, 201 (15.7 ppg at Arkansas-Fort Smith CC)
- Fr. G Stefan Welsh, 6-2, 180 (17.0 ppg, 5.0 rpg, 5.0 apg at Hargrave Military Academy)

2005-06 Review

Record: 22-10

SEC Record (Finish): 10-6 (T2nd, West)

SEC Tournament Record: 1-1, quarterfinals

NCAA Tournament: 0-1 (Bucknell, 59-55)

Highest Ranking During Year: Received votes





Junior forward/center Darian Townes is averaging 9.8 points for his career with that average improving to 10.1 in SEC play.

In his one appearance last year, UA's Red-White Game, junior point guard Gary Ervin had 10 assists.

NOTING THE HOGS

RECORDS KEEP IMPROVING UNDER HEATH: For the third time in three chances, head coach Stan Heath improved on Arkansas' record from his previous season. Here is how his teams have fared at UA:

Year	Record	SEC
2003	9-19	4-12
2004	12-16	4-12
2005	18-12	6-10
2006	22-10	10-6

A LITTLE ABOUT THE RAZORBACKS: The bid to the NCAA Tournament in 2006 was Arkansas' first since 2001 when the Razorbacks lost in the first round to Georgetown, 63-61, at Boise, Idaho. It was UA's 28th bid to the NCAA Tournament, which ties for ninth-most in the nation.

...Arkansas' 22 wins were the most for the Razorbacks since the 1999 club went 23-11. The 22 wins tied for third-most in the SEC.

...Arkansas' 10-6 finish in the SEC was its best since the 2001 team also went 10-6.

...UA's 3-5 record on the road in the SEC was its best record since the 2001 team also went 3-5.

...The wins over top 10-ranked teams (Florida and Tennessee) were Arkansas' first over a top 10 team since 2002 when UA beat Alabama and Florida when each was No. 5.

...The win at No. 10 Tennessee was the first road win for the Razorbacks over a top 10 team since 1994 when No. 3 Arkansas won at No. 4 Kentucky, 90-82.

...UA recorded wins over the eventual NCAA (Florida, 85-81 in overtime) and NIT (South Carolina, 73-59) champions.

...Arkansas' 15-1 record at home was the best in the Southeastern Conference.

HILL SETS SOPHOMORE BLOCKED SHOT RECORD; TOWNES GETS 100TH REJECTION: With two blocked against No. 16 Florida in the SEC Tournament, center Steven Hill set a school record for blocked shots by a sophomore.

He added four more rejections in the NCAA Tournament against Bucknell to finish with 91. Hill topped the previous sophomore mark of 85 set by Oliver Miller in 1990. In 2005, Hill had 54 rejections, the second-best mark by a freshman in school history to Miller's 60 in 1989. Hill's 91 were the most for the Razorbacks since Miller had 112 in 1991.

The one blocked shot against Florida in the SEC Tournament by Darian Townes gives him 100 for his career. Already seventh on UA's all-time list, he is now just the seventh Razorback to record 100 career rejections.

Streaks Entering the Season

- Arkansas has made at least one three-point bucket in 577 consecutive games. UA made at least one three in every game it played in the 1990s. The last time UA failed to make a three was in a 99-92 win at Texas in January 1989, and the Hogs attempted just two three-pointers in that contest. Arkansas has played 644 games since the three-pointer was added to college basketball and failed to make a three in only six games. UA won those six games.

- UA has won 16 straight games when scoring 80 points or more.

- Arkansas has ranked among the nation's top 15 in attendance average 13 straight years - every year since Bud Walton Arena opened in 1994. UA ranked 12th in the nation and second in the SEC last season with an average of 14,959.

- The Razorbacks have won 11 straight season openers and 30 consecutive home openers.





An Academic All-SEC selection, junior forward/center Steven Hill is averaging 2.3 blocked shots for his career.

Those are heavy losses for sure. Arkansas returns just two starters, but what the Razorbacks do have is one of the biggest, deepest and most talented front lines in the league.

THE RETURNEES

Arkansas returns 38 percent of its scoring and 60 percent of its rebounding from last year. Of UA's 30.3 returning points per game, 88 percent (26.8 ppg) is on the inside in the form of big guys Steven Hill, Charles Thomas, Darian Townes, Vincent Hunter and Cyrus McGowan. After being perimeter oriented last year, those five will be more involved offensively in 2007.

Hill, a 7-0 junior forward/center, is the anchor. One of the most underrated players in the SEC, he averaged 3.0 points and 3.5 rebounds in 2006.

Hill does more than just fill space in the lane. Counted on to shut down his man, he also rotates to help on others and alters many more shots than he blocks.

He averaged 2.84 blocked shots to finish second in the league for the second time.

His 54 blocked shots in 2005 were the second-most by a freshman in school history. His 91 rejections last year marked the second-best season total in school history and set a sophomore record. With 145 in two seasons, he is already third on Arkansas' all-time list.

A sampling of his work includes eight points, three rebounds and a blocked shot while limiting Connecticut's Josh Boone to two-of-four shooting; and in the NCAA Tournament against Bucknell, totaling six points, four rebounds and four blocks while holding 6-11 center Chris McNaughton (12.9 ppg) to six points and four rebounds on two-of-six shooting.

Hill has plenty of help in Thomas, a 6-8 junior forward; Townes, a 6-10 junior forward/center; Hunter, a 6-10 junior forward; and McGowan, a 6-9 sophomore forward/center.

Thomas is the top returning scorer on the team at 9.7 points. He was second in rebounding (5.0), first in field goal percentage (.520) and third in free throw shooting (.723). In SEC play, his numbers improved to 10.1 points, 5.6 rebounds and a .533 shooting percentage.

An effective power forward inside, he has slimmed down and also has the ability to play small forward, which he will do at times this season.

He recorded a pair of double-doubles last year with 12 points and 12 rebounds against Auburn, and 15 and 15 against Georgia.

Townes is the top returning career scorer on the squad after averaging 9.5 points as a sophomore and 10.2 as a freshman. He topped the club in rebounding last year (5.1), was seventh in the SEC in blocked shots (1.6) and shot 50 percent from the floor. He scored in double digits 14 times in 2006 and 17 times in '05, which rank eighth and fourth, respectively, on a list of single-season double-figure scoring games for UA post players since 1995.

Hunter, like Thomas, can play both power and small forward, and will see time at both spots. He was slowed by injuries early last year, but came on late and finished with 3.7 points, 2.4 rebounds and a .486 field goal percentage. In SEC play only, he led the team with a .538 shooting percentage.

Over the last 10 games, he averaged 5.3 points and 3.8 rebounds in 14 minutes

Quotes From Head Coach Stan Heath

"Our strengths this year should be great quickness and speed on the court. Potentially, we can have an outstanding defensive team with (7-0 junior forward/center) Steven Hill (145 career blocked shots) in the paint and (junior) Gary Ervin at the point, and our inside game should be strong.

"Our major weakness is compensating for the loss of two great scorers in (junior) Ronnie Brewer (18.4 ppg) and (senior) Jonathon Modica (16.1).

"Steven Hill (3.0 ppg, 3.5 rpg, 2.8 blocks) is the most underrated player on our team. His value on the defensive end is enormous. He brings it every day in practice and he's very consistent. We're excited about the improvement, confidence and aggressiveness he has displayed over the spring and summer to improve his offensive game.

"Charles Thomas (9.7 ppg, 5.0 rpg, .520 FG%) is an unsung hero. He hustles all the time, takes charges and makes plays. He could be the player that really emerges to do some scoring and rebounding, and to contribute in a bigger way.

"All of our newcomers have to make an impact, on the perimeter especially. Gary Ervin (transfer from Mississippi State), with his experience in NCAA Tournament play, is a key. We expect his speed, quickness and experience to help our team immediately, along with his

good leadership qualities. Sonny Weems (6-6, 200, 15.7 ppg) had an exceptional junior college career and won a national championship. Patrick Beverley (37.3 ppg) got a lot of attention late and blew up. A guy that has been under the radar screen and will be a solid contributor as well is Stefan Welsh. Michael Washington (6-10, 229) has the most upside of all the kids coming in.

"I don't know how you replace the guys we lost. We had three 1,000-point scorers (Ronnie Brewer, Jonathon Modica, Eric Ferguson). That's a heavy load. It can't fall on the shoulders of one or two players. I think we will have to be a different team. Our inside guys need more touches and they need to be productive.

"I expect our goals to change throughout the season. We have a lot of short-term goals. In the off-season, we wanted to develop chemistry and toughness, and become highly-conditioned. We want to do well during the non-conference portion of our season. We want to be strong and protect our home court, and develop a winning mentality on the road. We want to be in the NCAA Tournament. We want to win the league. As we go through the season, we'll identify where we are and set new goals."



a game while shooting 51.4 percent from the floor (18-35).

He was a major factor in the wins over No. 10 Florida and at No. 10 Tennessee. Against Florida, he was four-of-four shooting for 11 points and added three rebounds. At Tennessee, he had 10 points and a team-high seven rebounds.

Playing behind the other four, McGowan (0.9 ppg, 1.2 rpg) didn't get many opportunities, but he showed promise with appearances in 23 games including one start. He had highs of six points and seven rebounds.

Despite the losses on the outside, the Razorbacks have several options at the guard spots.

Sophomore Sean McCurdy (1.8 ppg) saw action in 30 games and had 40 assists with just 18 turnovers. He had highs of 10 points, four rebounds, six assists and three steals. Six-seven junior Preston Cranford (0.7 ppg) is another returning letterman at guard. He played in 10 games last year.

THE NEWCOMERS

One newcomer may actually be the top returnee on the squad, and he will help offset the loss of Brewer, Ferguson and Jefferson by becoming UA's primary ball-handler.

Junior Gary Ervin sat out last season after transferring from Mississippi State. One of the top playmakers in the SEC two years ago, he will run the offense for the Razorbacks. He can handle pressure, drive inside, find the open shooter outside and get the ball to the big men inside.

He started 33 games at MSU as a sophomore, averaging 7.4 points, 2.4 rebounds and 4.7 assists on a team that went 23-11 and reached the second round of the NCAA Tournament. Ervin was third in the league in assists.

As a freshman, he came off the bench in 30 games and earned SEC All-Freshman honors after averaging 5.4 points, 1.1 rebounds and 2.5 assists on a 26-4 club that won the regular season title and advanced to the second round of the NCAA Tournament.

Ervin was the New York Newsday All-City Player of the Year at Robeson High in Brooklyn after averaging 30.0 points and 10.0 assists.

Joining Ervin as newcomers are members of a recruiting class ranked No. 2 in the SEC and No. 14 in the nation by Scout.com, and No. 2 and No. 15, respectively, by Rivals.com.

Heath's first-year players should address his immediate needs while also adding depth.

The departure of Brewer, Modia and Ferguson has the Hogs looking for an outside scoring threat.

Among the returnees, McCurdy is likely slated to be Ervin's backup at point guard, but he can shoot the three. On the wing, Thomas and Hunter both have good range.

Among the newcomers, 6-1 Patrick Beverley and 6-2 Stefan Welsh are being counted on to contribute immediately from the perimeter.

Beverley led the state of Illinois in scoring as a senior at Marshall High School with 37.3 points per game. He also added 6.0 rebounds, 6.0 assists and 8.0 steals in leading his team to a third-place finish in



Junior forward Charles Thomas averaged 9.3 points and 4.7 rebounds in 15 games against post-season tournament teams last year.

NOTING THE HOGS

ARKANSAS' ALL-TIME BLOCKED SHOT LEADERS:

1. Oliver Miller (1989-92)	345
2. Andrew Lang (1985-88)	252
3. Steven Hill (2005-Present)	145
4. Nick Davis (1996-98)	130
5. Derek Hood (1996-99)	103
6. Todd Day (1989-92)	102
7. Darian Townes (2005-Present)	100
8. Lee Wilson (1994-97)	97

THOMAS EMERGES INSIDE: It may not have been a breakout season, but Charles Thomas definitely showed major improvement from his freshman to sophomore season. As a freshman, he averaged 5.5 points and 2.7 rebounds while shooting 41.3 percent from the floor. In SEC play, he averaged 3.1 points and 2.1 rebounds while shooting 30.8 percent.

In 2006, he was third on the team in scoring (9.7), second in rebounding (5.0) and led the team with a .520 (103-198) field goal percentage. In SEC play, he was third on the team in scoring (10.1), second in rebounding (5.6) and second with a .533 (56-105) field goal percentage to Vincent Hunter, who was 14-of-26 (.538).

Thomas had 18 double-figure scoring games and led the team in rebounding eight times.

HOGS TOUGH AT HOME: Arkansas finished the home portion of its schedule 15-1 in Bud Walton Arena. That record is UA's best since the 1998 squad went 15-0. The only team to win more than 15 games at home was the 1994 national championship club, which was 16-0 in Arkansas' first season in the building.

Arkansas' 15-1 finish at home was the best mark in the Southeastern Conference.

CYPRIEN ADDED TO STAFF: With the departure of assistant Ronny Thompson to Ball State as head coach, UA head coach Stan Heath brought in Glynn Cyprien to his staff. Cyprien will assist in coaching the defense and be heavily involved in recruiting along with other duties. He joined the staff after spending the 2006 season at New Mexico State where the Aggies recorded the second-best turnaround in the nation, going from 6-24 in 2005 to 16-14 in Cyprien's one year. He helped NMSU's defense improve from allowing 75.5 points in 2005 to 69.8 in '06. The New Orleans, La., native was an assistant to Eddie Sutton at Oklahoma State for four years before going to NMSU, helping the Cowboys earn an NCAA Tournament bid each season and reach the Final Four in 2004. He has also been associate head coach at UNLV, Western Kentucky and Jacksonville University in addition to working as an assistant at Lamar and Texas-San Antonio.

RAZORBACK OUTLOOK SEASON OUTLOOK





Sophomore guard Sean McCurdy had eight turnovers in his first seven games, but just 10 in his final 23 appearances.

Class AA. He was third in voting for Mr. Basketball in Illinois, and had 13 points, six assists and three steals in helping the West to an 118-102 win over the East in the Roundball Classic, a national all-star game played in Chicago.

He was rated the No. 59 overall prospect in the country and the No. 14 shooting guard by Scout.com, and No. 65 and No. 10, respectively, by Rivals.com.

Beverley has received a lot of attention, but Welsh will contend for the shooting guard spot, too. A combo guard, he averaged 17.0 points, 5.0 rebounds and 5.0 assists last year on a Hargrave Military Academy squad that went 34-2. He also averaged 20 points as a senior, 22 as a junior and 18 as a sophomore at Woodside High School in Newport News, Va.

Another player expected to make a big impact is junior forward Sonny Weems. The 6-6, 201-pound transfer helped Arkansas-Fort Smith Community College win the National Junior College Athletic Association national championship. He averaged 15.7 points, was the preseason No. 1 junior college player in the nation according to Juco Junction and Street & Smith's, and ended the year ranked No. 3 by Juco Junction. He was an honorable mention All-American as a sophomore after making the third team as a freshman (17.0 ppg).

Weems, who prepped at West Memphis (Ark.) High School, led his team to the Class 5A state championship in 2004.

UA's other newcomer may have the most potential of anyone on the roster. Michael Washington, a 6-10, 229-pound forward/center, averaged 31.6 points, 14.8 rebounds and 9.0 blocked shots at Genesis One Christian School in Mendenhall, Miss.

He was ranked the No. 23 player in the nation by Rivals and the No. 5 forward. He was No. 71 overall by Scout.com. One recruiting service rated him the No. 1 junior in Texas after averaging 26.0 points, 14.0 rebounds and 8.0 blocked shots as a junior at Cleveland Heritage Christian.

NOTING THE HOGS

2007 HOGS WITH CAREER DOUBLE-DOUBLES:

Darian Townes:

1/1/06	vs. W. Illinois	19 points, 11 rebounds
3/5/05	at Auburn	18 points, 10 rebounds
2/16/05	at Alabama	14 points, 12 rebounds

Charles Thomas:

3/5/06	at Georgia	15 points, 15 rebounds
1/21/06	at Auburn	12 points, 12 rebounds

NEWCOMER NOTES: Here's a brief recap on Arkansas' incoming class of Patrick Beverley, Gary Ervin, Michael Washington, Sonny Weems and Stefan Welsh. Ervin is a junior transfer who sat out last season and has two years remaining.

Beverley, a 6-1 freshman guard, led the state of Illinois in scoring with 37.3 points per game while also averaging 6.0 rebounds, 6.0 assists and 8.0 steals. He was third in voting for Mr. Basketball in Illinois.

Ervin transferred to Arkansas from Mississippi State, where he averaged 7.4 points and 4.7 assists as a sophomore in 2005. He earned Newsday All-City Player of the Year honors as a senior at Robeson HS in Brooklyn, N.Y. (30.0 ppg, 10.0 apg).

Washington, a 6-10, 229-pound forward, averaged 31.6 points, 14.8 rebounds and 9.0 blocked shots at Genesis One Christian School in Mendenhall, Miss.

Weems, a 6-6, 201-pound junior forward, averaged 15.7 points as a sophomore at Arkansas-Fort Smith Community College.

Welsh, a 6-2 freshman guard, averaged 17.0 points, 5.0 rebounds and 5.0 assists at Hargrave Military Academy.

Beverley was ranked the No. 59 prospect in the nation and the No. 14 shooting guard by Scout.com. Washington was the No. 23 player in the country and the No. 5 forward according to Rivals. Weems was the preseason No. 1 junior college player in the nation by both Juco Junction and Street & Smith's, and was No. 3 in Juco Junction's final rankings after leading UA-Fort Smith to the national championship and earning honorable mention All-America honors from the NJCAA.

RECRUITING RANKINGS: Arkansas' 2006 recruiting class, which officially does not include Gary Ervin, is ranked No. 2 in the SEC and No. 14 in the nation by Scout.com, and No. 2 and No. 15, respectively, by Rivals.com.

Hog Trends

	Win Total	Points Per Game	Points Allowed	Turnovers Per Game	Opp. Turnovers Per Game	Field Goal Percentage	Blocks Per Game
2003	9	61.6	66.5	16.7	13.3	.393	3.5
2004	12	68.9	68.6	13.8	16.5	.416	3.9
2005	18	71.6	62.8	14.2	16.9	.457	5.2
2006	22	73.7	64.9	13.4	16.8	.458	6.1



The Mullins Library offers art and other exhibits, study areas, a computer lab, a reference and information desk, library instruction rooms, reading rooms, self check-out and wireless Internet access inside, as well as a relaxing spot to read outside.

UNIVERSITY OF ARKANSAS

Patrick Beverley, Stefan Welsh and Darian Townes have helped push Arkansas' enrollment to an all-time high of 17,938.

The Fulbright Peace Fountain on campus stands as a tribute to the legacy of former Arkansas senator J. William Fulbright. More than 250,000 students in 140 countries have become Fulbright scholars since the grant program bearing his name was instituted more than a half century ago.

UNIVERSITY OF ARKANSAS	.62
ACADEMIC SUPPORT	.66
HOME OF CHAMPIONS	.69
OTHER FACILITIES	.70



UNIVERSITY OF ARKANSAS

THE UNIVERSITY OF ARKANSAS

The University of Arkansas, the flagship campus of the University of Arkansas System, rests on a former hilltop farm overlooking the Ozark Mountains to the south. At the University's founding in 1871, the site in Fayetteville was described as "second to none in the state of Arkansas."

Located in Fayetteville, UA is both the major land-grant university for Arkansas and the state university. The University came into being under the Morrill Land-Grant College Act of 1862, through which federal land sales provided funds for new colleges devoted to "agriculture and the mechanic arts," "scientific and classical studies," and "military tactics" for the "liberal and practical education of the industrial classes." The University's founding satisfied the provision in the Arkansas Constitution of 1868 that the General Assembly "establish and maintain a State University."

Citizens in Fayetteville and surrounding Washington County raised \$130,000 to secure the University in a statewide competition sparked by the General Assembly's Organic Act of 1871, providing for the "location, organization and maintenance of the Arkansas Industrial University with a normal department [i.e., teacher education] therein."

Today, the UA campus includes more than 130 buildings on 345 acres and offers nearly 200 academic programs, more than some universities twice its size. Yet it maintains a low student-to-faculty ratio (currently 17:1) that makes personal attention possible. The University encourages undergraduate research in virtually every discipline and makes higher education affordable with competitively priced tuition and generous financial aid.

THE SURROUNDING COMMUNITIES

The University of Arkansas is located in Fayetteville, a city of more than 62,000 residents. Fayetteville is at the southern tip of a metroplex that runs northward for 25 miles along I-540 through Washington and Benton counties in Northwest Arkansas and ends in Bella Vista, an upscale retirement community near the state's northern border.

The Northwest Arkansas metroplex, from Fayetteville northward, includes Springdale (home of Tyson Foods, the world's largest protein producer), Lowell (home of J.B. Hunt Trucking), Rogers and Bentonville (home of Wal-Mart Stores Inc., the world's largest corporation).

The two Northwest Arkansas counties (Washington and Benton) that contain this metroplex are growing rapidly, due to a booming regional economy. In fact, the Northwest Arkansas metroplex was ranked seventh in 2004 in the Milken Report's Best Performing Cities, a report which measures U.S. cities' economic performance. The Fayetteville-Springdale-Rogers metropolitan area is ranked by the U.S. Census Bureau as being the sixth fastest-growing metro area in the nation. From 1990 to 2000, the metropolitan area grew 47.5 percent, from 210,908 to 311,121.

Situated on the Ozark Mountain Plateau, Northwest Arkansas offers friendly people, beautiful scenery, a moderate climate, excellent school districts and a robust economy in which the unemployment rate runs well below national averages. Fayetteville itself presents the vibrant cultural life that would be expected in any major university town. Since the 1960s, the area has been a haven for writers, artists, poets and musicians.

In recent years, Fayetteville has been named "One of America's Most Livable Cities," one of the "Top 10 Best Places to Retire," "One of America's 'Hottest' Cities," one of the nation's "least stressful" metro areas and among the "Best Places to Live in America" by publications such as Frommer's Guide 2004 and Money magazine.

UNIQUE TRADITIONS

Since the University's founding, the names of the more than 120,000 graduates have been etched into more than five miles of campus sidewalks, arranged by year of graduation. It's not uncommon to see alumni strolling Senior Walk to revisit their own names and fond memories of accomplishment and fun.

Old Main, the University's signature building, designed in Second Empire architectural style, has come to symbolize higher education in Arkansas. Old Main is one of 11 campus buildings on the National Register of Historic Places.

The Inn at Carnall Hall and Ella's Restaurant are the University's own on-campus 50-room historic inn and five-star restaurant. This beautiful facility serves the Hospitality and Restaurant Management academic program. Carnall Hall was built in 1905 as the University's first women's residence hall. The building was named after Ella Carnall, one of the campus' first female faculty members.



The original building of Arkansas' campus, Old Main, completed in 1876, symbolizes a connection to the past and the focus on the future, which presently come together at UA. Old Main was actually a copy of a building on the University of Illinois campus. The building at Illinois was eventually destroyed. Legend has it the only difference between the two buildings is the UA's north tower, which is higher than the south tower, which was symbolism for the Civil War since the lead engineer was a northern veteran.

A LEGACY OF ACCOMPLISHMENT

Since its founding, the University of Arkansas has compiled a remarkable record of scientific, technological, intellectual and creative accomplishment. This is the university of the late U.S. Senator J. William Fulbright, who served it as a Rhodes Scholarship-winning student, alumnus and president (1939-41), before going on to service at the national level and founding, in 1946, the greatest international exchange program for faculty and students in the world.

Fulbright's injunction for academia guides the University of Arkansas to this day: "The highest function of higher education is the teaching of things in perspective, toward the purposes of enriching the life of the individual, cultivating the free and inquiring mind, and advancing the effort to bring reason, justice and humanity into the relations of men and nations."

In 1951, under U.S. State Department auspices, the University became the first land-grant institution in the nation to assemble an agricultural foreign mission. The object of that mission was to assist Panama in establishing an agricultural teaching, research and extension program similar to the one that had been so successful in modernizing agriculture in the United States.

Other significant accomplishments abound:

- Agricultural Chemistry Professors Barnett Sure (1920-51) and Marinus C. Kik (1927-67) made major advances in nutrition science. Sure co-discovered vitamin E and extended knowledge of how vitamin E, amino acids and B-vitamins function in reproduction and lactation. Kik developed the process for parboiling rice to increase retention of vitamins and shorten cooking time. He documented benefits of adding fish and chicken to rice and grain diets to provide adequate protein for a growing world population.
- Professor Dwight Isely of the Department of Entomology is considered the father of insect pest management in the United States. His research identified the weak point in the life cycle of insects that made them particularly susceptible to control strategies. Through his work on cotton insect pests, the codling moth, the striped cucumber beetle, southern corn rootworm, and rice water weevil, millions of dollars were saved in American agriculture.

UNIVERSITY OF ARKANSAS



- In 1954, University of Arkansas Finance Professor Harold A. Dulan, with UA Law Professor E.J. Ball and UA MBA graduate Lewis Callison, created the nation's first commercial variable annuity life insurance company. Later that year, the Participating Annuity Life Insurance Company sold the first commercial variable annuity ever offered to the U.S. public. This pioneer company was later bought by Aetna.
- In the 1950s, Professor Paul Kuroda of the Department of Chemistry predicted that self-sustaining nuclear chain reactions could have occurred naturally in earth's geologic history. In 1972, his prediction was confirmed when scientists discovered a natural nuclear reactor in Gabon, Africa. In 1960, he predicted the existence of Pu 244 as an element present during the solar system's formation. Confirmation of his theory enabled scientists to more accurately date the sequence of events in the solar system's early history.
- The Master of Fine Arts in Creative Writing, a 60-hour program begun at the University of Arkansas in 1966, has grown into one of the most productive and highly ranked programs of its kind in America. Founded by English professors William Harrison and the late James Whitehead, later joined by Miller Williams, the program was in the vanguard of a revolution to transform the traditional study of literature into a demanding training ground for young writers. The writer-teachers and writer-students in the program, many of whom have won national fame and honors, have produced hundreds of works of fiction, poetry, creative non-fiction and translation.
- UA Plant pathologists George Templeton, David TeBeest, USDA weed scientist Roy Smith and graduate student Jim Daniels conducted research in the early 1970s that led to COLLEGO, the first biological herbicide for weed control in a field crop. Other UA scientists and students worked on the project that resulted in EPA registration of COLLEGO by Upjohn in 1982 for control of northern jointvech in rice and soybeans.
- The most widely implemented automated mail sorting equipment in the world — the Wide Area Bar Code Reader — was developed by researchers in the University of Arkansas College of Engineering. A \$50,000 grant from the U.S. Postal Service to Professors Dwight F. Mix and J.E. Bass in 1989 began the research and development effort. By 1999, more than 15,000 University of Arkansas bar code readers were located in every major USPS facility, increasing the efficiency of processing 20 billion pieces of mail a year at a savings of \$200 million. This R&D effort has spawned four additional electronic systems to help the USPS "read the mail."
- During the 1980s, Professors Allen Hermann and Zhengzhi Sheng of the Department of Physics were in the vanguard of research in superconductivity — when electrical current flows without resistance in some materials at extremely cold temperatures. The thallium-based material they discovered held the world's record for high temperature, 125K, for five years (1988-93) and drew international attention to the University. Their work led to numerous patents and a manufacturing agreement as well as further advances in high-density electronics.

The University also attracted attention for its early work in racial integration in the segregated South. The University of Arkansas became the first major southern public university to admit a black student without litigation when Silas Hunt of Texarkana, an African-American veteran of World War II, was admitted to the University's law school in 1948. Roy Wilkins, administrator of the NAACP, wrote in 1950 that Arkansas was the "very first of the Southern states to accept the new trend without fighting a delaying action or attempting to limit, if not nullify, bare compliance." Additional African-American students followed Hunt's example in the late 1940s and throughout the 1950s.

And, of course, two former faculty members made it to the White House. The nation's 42nd president, William J. Clinton (1993-2001), and first lady, Hillary Rodham Clinton (U.S. Senator from New York), were faculty members of the University of Arkansas School of Law in the mid-1970s. Mr. Clinton started in 1973, and Ms. Rodham began teaching in 1974. They were married in Fayetteville and left the faculty at the end of 1976 so Mr. Clinton could begin work as Arkansas' new attorney general.

TEACHING AND LEARNING

As research universities go, the University of Arkansas falls toward the smaller, more intimate end of the spectrum. More than 65 percent of all undergraduate class sections have 29 or fewer students.

Despite the intimate instructional environment, the University has more academic programs than many larger universities: 195 academic degree programs at the baccalaureate, master's and doctoral levels.

The campus culture places high value on excellent teaching. At this mainly residential campus, the faculty numbers 847, of which 94 percent are full-time.



UA's David W. Mullins Library includes special collections papers from former U.S. Senator J. William Fulbright, former chief of staff and special assistant to the President, Thomas "Mack" McLarty, retired U.S. senators David Pryor and Dale Bumpers, architect Edward Durell, civil rights activist Daisy Bates and composer William Grant Still.

Nine of every 10 faculty members — 92 percent — hold either the doctorate or the terminal degree in their field. Sixty-five percent of the faculty are tenured. The instructional mission is aided by the Teaching and Faculty Support Center, a program run by faculty for faculty.

STUDENTS

The University of Arkansas is working to increase the size and quality of its student body and is seeing success on both counts.

Total enrollment has increased 20.9 percent since 1997-98 from 14,740 students to 17,821 students in 2005-06.

Student scores have risen as the institution has grown. In 1997, the average ACT score of the freshman class was 23.5. By 2004, it had risen to 25.4 (the national average is 20.9 on a scale of 1 to 36). Further, the average high school grade point average of the freshman class increased from 3.40 in 1997 to 3.57 in 2004. The proportion of entering students who were from the top 10 percent of their high school class has increased from 28 percent in 1997 to 36 percent in 2004.

UA's growing academic stature is exemplified by student accomplishments. Since 1999, UA undergraduates have won 21 Barry Goldwater Scholarships; 18 have received National Science Foundation Graduate Fellowships; 19, Fulbright Scholarships; two, British Marshall Scholarships; four, Truman Scholarships; five, Udall Scholarships; and one Rhodes Scholarship.

CAMPUS LIFE

The University offers a vibrant campus life for its mainly full-time, residential undergraduate student population. University residence halls can accommodate approximately 4,100 students, and the rest live in and about the city of Fayetteville.

There are 290 registered student organizations including special interest, religious, international and cultural organizations, honorary and professional service groups, and more. Students may also choose to participate in the UA Greek system, which is made up of 10 sororities and 15 fraternities.

Culturally and intellectually, the academic semesters overflow with faculty and student musical performances, theatre productions, art exhibits, concerts, poetry readings and visiting speakers — both on campus and at the adjacent Walton Arts Center.

COMMITMENT TO DIVERSITY

Enhancement of diversity is one of UA's five institutional goals. A University-wide Diversity Task Force is leading efforts to generate programs that strengthen not only racial and ethnic diversity, but cultural, religious, socioeconomic and geographic diversity as well. Funds have been allocated to implement many of the Task Force's recommendations, and new programs and initiatives are under way.

In October 2003, the University established the Silas Hunt Distinguished Scholarship in honor of the first African-American admitted to the University of Arkansas in modern times. Recipients of this award are selected from an applicant pool of accepted students from underrepresented communities who have demonstrated outstanding academic leadership qualities and potential.

Other efforts to aid in development of a more diverse University community





The University of Arkansas is the only remaining university in the nation to etch the names of its graduates into the campus' sidewalks. Senior Walk stretches for more than five miles. When the costs of hand-etching names into concrete forced other universities to give up the practice, UA's physical plant and engineering school grads created a computerized sandblasting machine – the SandHog, which each summer adds that year's graduating class. Since the university's founding, the names of all of the almost 124,000 graduates have been etched into the sidewalks, their names arranged by year of graduation.

include the establishment of the Office of Student Mediation and Conflict Resolution, the appointment of a new assistant dean for Graduate Recruitment and Retention, a student activities fund to support diverse speakers and events, enhanced support to the Multicultural Center to provide information and outreach, and much more.

UNIVERSITY OF ARKANSAS LIBRARIES

The University of Arkansas Libraries consist of the David W. Mullins Library (the main facility), the Fine Arts Library, Chemistry Library, Physics Library and the Robert A. & Vivian Young Law Library. These libraries contain more than 1.7 million volumes, 4.5 million microforms, 24,900 audio-visual items and 22,400 periodical subscriptions. The University Libraries also offer electronic access to more than 16,700 online journals in a wide variety of subject areas.

RESEARCH

The University of Arkansas is the state's only "doctoral/research university-extensive," as categorized by the Carnegie Foundation for the Advancement of Teaching. This category is defined as producing at least 50 doctoral recipients per year. As such, the University of Arkansas is in the top tier of 150 research universities among the nation's more than 4,000 post-secondary institutions.

THE HONORS COLLEGE

In 2002 the University of Arkansas Honors College was established, courtesy of the \$300 million gift from the Walton Family Charitable Support Foundation. Of that sum, \$200 million endowed 75 renewable Honors College Fellowships (a \$50,000 award for in-state students and \$65,000 for out-of-state students) and 75 Honors College Academy Scholarships (a \$16,000 award) for exceptional entering freshmen. The funding also established endowed faculty chairs and professorships that will eventually result in more than 100 new positions, and endowed special funds to support study abroad and undergraduate research opportunities.

DALE BUMPERS COLLEGE OF AGRICULTURAL, FOOD AND LIFE SCIENCES

The Bachelor of Science in Human Environmental Sciences (B.S.H.E.S.) degree programs are accredited by the Council for Professional Development of the American Association of Family and Consumer Sciences. The degree program in dietetics is accredited by the Commission on Accreditation for Dietetic Education of the American Dietetics Association. The Bachelor of Interior Design (B.I.D.) degree is accredited by the Foundation for Interior Design Education Research (FIDER). The Nursery School and the Infant

Development Center in the School of Human Environmental Sciences are accredited by the National Association for the Education of Young Children (NAEYC). The Bachelor of Science in Agricultural, Food and Life Sciences (B.S.A.) in food science is accredited by the Institute of Food Technologists. Teacher education programs in agriculture, and family and consumer sciences are coordinated with educational programs in the College of Education and Health Professions and are accredited by the National Council for Accreditation of Teacher Education (NCATE).

SCHOOL OF ARCHITECTURE

The Bachelor of Architecture (B.Arch.) program is accredited by the National Architectural Accreditation Board, and the Bachelor of Landscape Architecture (B. Landscape Arch.) program is accredited by the Landscape Architectural Accreditation Board of the American Society of Landscape Architects.

J. WILLIAM FULBRIGHT COLLEGE OF ARTS AND SCIENCES

The Bachelor of Science (B.S.) degree program in chemistry is accredited by the American Chemical Society. The American Council on Education in Journalism and Mass Communications has accredited the Bachelor of Arts (B.A.) degree program in journalism. The degree programs in the Department of Music are accredited by the National Association of Schools of Music. The Doctor of Philosophy (Ph.D.) degree program in psychology is accredited by the American Psychological Association. The Bachelor of Arts (B.A.) degree program in social work is accredited by the Council of Social Work Education.

SAM M. WALTON COLLEGE OF BUSINESS

The Sam M. Walton College of Business offers degree programs for undergraduate students and for graduate students at both the master's and doctoral levels, and has been a member of and accredited by AACSB International, the Association to Advance Collegiate Schools of Business, since 1931. The accounting program was separately accredited in 1986 at both the bachelor's and master's levels. The master's in business administration program was approved in 1963. Accreditation by AACSB and membership in that organization signifies the college's commitment to AACSB goals of promoting and achieving the highest standards of business education.

COLLEGE OF EDUCATION AND HEALTH PROFESSIONS

The teacher education programs in the College of Education and Health Professions are accredited by the National Council for Accreditation of Teacher Education. The M.A.T. program in childhood education is in compliance with the standards of the National Association for the Education of Young Children. The M.A.T. program in middle school education is in compliance with the standards of the National Middle School Association. The various M.A.T. licensure programs in secondary education are in compliance with the standards of the specialty organizations including National Council of Teachers of English, National Council of Teachers of Mathematics, National Science Teachers Association and National Council for the Social Studies. The Master of Science degree program in speech pathology-audiology is accredited by the Council on Academic Accreditation of the American Speech-Language-Hearing Association. The Bachelor of Science in Nursing (B.S.N.) degree program is accredited by the National League for Nursing Accrediting Commission and is approved by the Arkansas State Board of Nursing. The Bachelor of Science in Education (B.S.E.) degree program in health science, kinesiology, recreation and dance is accredited by the Council on Accreditation of the National Recreation and Park Association. The Master of Science degree in rehabilitation counseling is accredited by the Council on Rehabilitation Education.

COLLEGE OF ENGINEERING

Accreditation has been approved by the Engineering Accreditation Commission of the Accreditation Board for Engineering and Technology for the following degree programs in the College of Engineering: Bachelor of Science in Biological Engineering (B.S.B.E.), Bachelor of Science in Chemical Engineering (B.S.Ch.E.), Bachelor of Science in Civil Engineering (B.S.C.E.), Bachelor of Science in Computer Engineering (B.S.Cmp.E.), Bachelor of Science in Electrical Engineering (B.S.E.E.), Bachelor of Science in Industrial Engineering (B.S.I.E.), and Bachelor of Science in Mechanical Engineering (B.S.M.E.), Master of Science in Environmental Engineering (M.S.En.E.) and Master of Science in Transportation Engineering (M.S.T.E.).

SCHOOL OF LAW

The degree programs in the School of Law are accredited by both the American Bar Association and the Association of American Law Schools.



Fields of Study by College and School

Following is a list of fields of undergraduate study offered at the University of Arkansas.

Dale Bumpers College of Agricultural, Food and Life Sciences

- Agricultural Economic and Agribusiness
- Agricultural Education, Communication and Technology
- Animal Science
- Biological Engineering (joint program with the College of Engineering)
- Crop Management
- Environmental, Soil, and Water Science
- Food Science
- Horticulture
- Poultry Science
- Turf and Landscape Horticulture

School of Human Environmental Sciences

- Apparel Studies
- Foods, Human Nutrition, and Hospitality
- General Human Environmental Sciences
- Human Development, Family Sciences, and Rural Sociology
- Interior Design

School of Architecture

- Architecture
- Architectural Studies
- Landscape Architecture
- Landscape Architectural Studies

J. William Fulbright College of Arts and Sciences

- American Studies
- Anthropology
- Art
- Biology
- Chemistry

- Classical Studies
- Communication
- Computer Science (B.A.)
- Criminal Justice
- Drama
- Earth Science
- Economics
- English
- French
- Geography
- Geology
- German
- History
- International Relations
- Journalism
- Mathematics
- Medical Sciences
- Music
- Philosophy
- Physics
- Political Science
- Psychology
- Public Administration (B.S.)
- School of Social Work**
- Sociology
- Spanish
- Second (or dependent) Majors***
- African American Studies
- European Studies
- Latin American Studies
- Middle East Studies
- Russian Studies

**A second (or dependent) major must be earned in a degree program in which the first major is one authorized to be given independently.*

Sam M. Walton College of Business

- Accounting
- Business Economics
- Finance
- General Business
- Information Systems
- International Business
- Management



Academic coordinator Jason Williamson (back) regularly monitors the progress of the basketball team.

- Marketing
- Transportation and Logistics

College of Education and Health Professions

- Communication Disorders
- Elementary Education
- Health Science
- Kinesiology
- Middle-Level Education
- Recreation
- Vocational Education
- Eleanor Mann School of Nursing**

College of Engineering

- Biological Engineering
- Chemical Engineering
- Civil Engineering
- Computer Engineering
- Computer Science (B.S.)
- Electrical Engineering
- Industrial Engineering
- Mechanical Engineering

ALUMNI

Among more than 104,000 living, addressable alumni are many who have risen to the top of their respective fields of endeavor, including:

Business:

- Robert M. Bryant, '65, '68, president and CEO, National Insurance Crime Bureau, and former deputy director of FBI
- Scott Ford, '84, president and CEO, ALLTEL
- Luis H. Moreno, Jr., '55, head of National Bank of Panama
- Jim Walton, '71, chairman and CEO, Arvest Bank Group
- S. Robson Walton, '66, chairman, Wal-Mart Stores Inc., the world's largest retail organization

Science and Technology:

- Mary Good, '53, '55, '79, past president, American Association for the Advancement of Science
- Tommy Holloway, '63, manager of NASA's Space Shuttle Programs
- J. Walter Keller, '46, '48, '50, developer of the heart pacemaker
- Robert Maurer, '49, inventor of fiber optic technology
- Robert T. Mitchell, '64, '65, Cassini Program Manager, Jet Propulsion Laboratory

Government:

- Admiral Vern E. Clark, '68, Chief of Naval Operations
- J. William Fulbright, '25, '48, former U.S. Senator and creator of the Fulbright Program for International Education Exchange (deceased)
- George Haley, '52, former U.S. Ambassador to Gambia
- Ricardo Martinelli, '73, chairman, Panama Canal Commission
- Thomas F. "Mack" McLarty, III, '68, former White House Chief of Staff for President Clinton and Special Envoy to the Americas

Arts:

- Merideth D. Boswell, '77, set director whose credits include "Ed TV" and "Apollo 13," for which she received an Academy Award nomination
- E. Lynn Harris, '77, author of several books including "What Becomes of the Brokenhearted"
- E. Fay Jones, '50, winner of American Institute of Architects' 1990 Gold Medal (deceased)
- Laurence Luckenbill, '55, actor and producer
- Miller Williams, '52, poet
- Ed Wilson, '80, president, Fox Television Network





ARKANSAS RAZORBACK STUDENT-ATHLETE SUPPORT SERVICES

SUPPORT SERVICES MISSION STATEMENT

The primary focus of the Razorback Support Program is to provide the student-athlete with the opportunity to develop the skills necessary to be a success in college and in life. This is accomplished through competent academic counseling, life skills training and preparation to enter the job market upon graduation.

UNIVERSITY OF ARKANSAS ACADEMICS



JASON WILLIAMSON ACADEMIC COORDINATOR

Jason Williamson is in his third year as the academic coordinator for basketball after joining the student-athlete support services group on July 6, 2004.

His responsibilities include monitoring the academic progress of all basketball players, including coordinating the degree completion program, monitoring the eligibility process, assisting with financial aid issues, serving as the liaison between the basketball office and faculty and staff, and supervising two graduate assistants.

A member of the National Association of Academic Advisors for Athletics, he graduated from the University of Arkansas with a bachelor's in criminal justice in 1999 and earned his master's in 2001 in public administration.

He joined the Arkansas staff after spending the two previous years as an academic advisor at Clemson. At Clemson, he worked with men's basketball, and women's basketball and track. He also planned and organized the annual academic awards banquet, and monitored the student-athlete enrichment program payroll system. In addition, he served as the community service coordinator for all student-athletes, coaches and administration.

Before going to Clemson, Williamson worked as an academic advisor at Ohio University during the 2001-02 school year, working with a total of 160 student-athletes in the sports of baseball, track, lacrosse and wrestling. He also taught an orientation class.

A member of the U.S. Army Reserves from 1993-2001, he has also worked at Wal-Mart Stores, Inc., as a loss prevention associate and at Youth Bridge, Inc., as a case manager.

Williamson is married to the former Shele Whitecotton and they have a son, Kasius Eli, three.

2005-06 GRADUATES

Baseball

Clay Goodwin
Trey Holloway
Josh Smith

James Johnson
David Thompson
Marcus Whitmore

Tennis

Adrians Zguns
Imraan Ismail

Football


Chris Balseiro
Richard Bracken
Marvin Jackson

Golf

Josh Farrell
Chad Faucett

Track

Eric Brown
Jason Sandfort



Darian Townes was one of six Razorbacks to earn a Hard Working Hog award for completing a minimum of 30 hours during the 2005 academic year.





Steven Hill (left) and Preston Cranford (right) were each named to the 2006 SEC Academic Honor Roll.

2005-06 LON FARRELL ACADEMIC HONOR ROLL

(3.0 GPA or higher in the last fall
or spring semester, or both)

Baseball

Taylor Ardoin
Clint Arnold
Brandon Barr
Charley Boyce
Kevin Carby
Jerrod Carroll
Jake Dugger
James Ewing
Josh Germany
James Gilbert
Danny Hamblin
Thomas Hauskey
Chris

Hollensworth
Trey Holloway
Wayne Hrozek
Hunter London
Tommy McClain
Brian McLelland
Nick Makris
Stephen Robison
Brad Secrist
Shaun Seibert
Ben Tschepikow
Brian Walker
Michael Wild
Matt Willard

Football

Michael Aguirre
Cole Barthel
Mark Bonner
Richard Bracken
Jeremy Davis
Chad Dayton
Kyle Dickerson
Blane Gibson
Matt Harris
Joseph Henry
Nathan Huffer
Clark Irwin
Farod Jackson
Glen Jasper
Donovan
Johnson
James Johnson
Rashaad
Johnson
Landon Leach
Vernon McNeal
Donald Meador
Lucas Miller
Mike Moffitt
Marcus Monk
Derek Moore
Will Moore
Justin Nowlin
Sam Olajubutu
Stephen Parker
John Aaron Rees

Jonathan Riddell

L. Cole Skates
Jacob Skinner
David Thompson
Lance Thompson
Kevin Thornton
Zac Tubbs
Colin Tucker
Brian Vavra
Dallas
Washington

Golf

Hunter Buwick
Drew Carroll
Stephen Cox
Jordan Payne
Will Osborne
Dalton Owens

Tennis

Braden Burks
Branden Joost
Michael Jung
Taylor King
Andrei Nicoara
Matt Roberts
Drew Sosebee
Blake Strode
Brian Yanulis

Track

Kent Austell
Nkosinza
Balumbu
Chris Barnicle
Josphat Boit
Ryan Botha
Eric Brown
Jose Campos
John Coconis
Kenny Cormier
Brad Dittoe
Jeremy Dodson
Eric Gosd
Tyler Hill
Josh Jeter
Creighton Kiper
Kyle Komarek
Daniel LaCava
Scott
MacPherson
Greg Martin
Jonathan Norris
Adam Perkins
Rio Reina
Josh Robles
Marc Rodrigues
Brent Rosson
Mychael Stewart
Luke Vinze
David
Wittenmyer

2005 HARD WORKING HOGS AWARD

(30 or more hours earned during the
2002-03 academic year)

Baseball

Clint Arnold
Scott Bridges
Devin Collis
Craig Gentry
Josh Germany
James Gilbert
Clay Goodwin
Phillip Graham
Danny Hamblin
Chris
Hollensworth
Trey Holloway
John Henry
Marquardt
Knox
McCorquodale
Brian McLelland
Stephen Robison
Nick Schmidt
Shaun Seibert
Ben Tschepikow
Justin White
Matt Willard

Basketball

Preston Cranford
Steven Hill
Dontell Jefferson
Jonathon Modica
Sammy Munsey
Darian Townes

Football

Anders
Akerstrom
Chris Balseiro
Richard Bracken
Pierre Brown
Rick Culbert
Weston Dacus
Chad Dayton
Josh Dennis
Kyle Dickerson
Robert Felton
Jeremy Harrell
Steven Harris
P.J. Hickey
Jeb Huckeba
Glen Jasper
Donovan
Johnson
James Johnson
Robert Johnson
Shedrick
Johnson
Brandon
Kennedy
Cedric Logan
Jonathan Luigs
Rusty McEntire
Ernest Mitchell
Marcus Monk
John Moody
Clarke Moore
Alex Mortensen

Sam Olajubutu

Kyle Payne
Sean Penix
Gene Perry
John Aaron Rees
Darren Rogers
John Shaw
Justin Slaughter
Michael Tate
David
Thompson
Lance
Thompson
Brian Vavra
Darius Vinnett
Dallas
Washington
Marc Winston
Michael Young

Golf

Will Osborne
Jason Turner

Tennis

Braden Burks
Michael Jung
Andrei Nicoara
Talley Parker
Matt Roberts
Brian Yanulis
Adrians Zguns

Track

Josphat Boit
Luis Bordes
Ryan Botha
Eric Brown
Jose Campos
Abdi Dube
Jimmy Duke
Matt Gunn
Harun Iman
Jonathan Norris
Cory Oldham
Daniel Quinn
Josh Robles
Brent Rosson
Robbie Stevens
Mychael Stewart
Seth
Summerside
Jaanus Uudmae
David
Wittenmyer



Stefan Welsh (left) and the Razorbacks have access to the Bob and Marilyn Bogle Academic Center, which provides both male and female student-athletes with a state-of-the-art academic support facility second to none. Approximately 15,000 square feet, the center includes a computer lab with 36 stations, formal and informal study areas, 14 individual tutor rooms with computers, Internet access, student life and career development resources, and a multi-purpose classroom. The center is open from 8 a.m. until 10 p.m. and provides Razorback student-athletes with academic counseling, tutorial services, academic skill development, life skills training and career development opportunities.





Sonny Weems visits with a tutor in one of the individual tutor rooms in UA's Bob and Marilyn Bogle Academic Center.

Academic Support

The University of Arkansas Academic Support Center serves as the liaison between the athletic department and all faculty, staff and university personnel regarding academic concerns and procedures.

The Academic Support Center is committed to providing the Razorback student-athletes with the tools and resources they need to succeed in the competitive academic environment at the University of Arkansas, ultimately leading to graduation.

Support services include a mentoring program, monitored study hall, tutorial services, a computer laboratory and referrals to other campus support services.

UA's Academic Game Plan for Graduation

Student-athletes are expected to meet specific academic criteria in order to maintain their eligibility. This can be easily achieved by following the Academic Game Plan set out by the Academic Support Center.

The support center staff has designed programs and set specific goals to help student-athletes achieve academic success. One such goal is each student-athlete enroll and successfully complete 30 hours of coursework each academic year. By maintaining this course load, they will not only be on track to graduate in four years, but will easily meet eligibility requirements set by the NCAA.

Study Hall and Tutors

Study Hall is a quiet setting for uninterrupted study and is required for all scholarship student-athletes until a 2.5 GPA or better is achieved. The use of tutors is highly encouraged, if not required for some student-athletes.

Honors and Awards

- SEC Academic Honor Roll (3.0 GPA or above for two consecutive semesters)
- Lon Farrell Award (3.0 GPA for one or both semesters during academic year)
- Hard Working Hog (30 hours of coursework in one academic year)

Class Attendance

- Student-athletes are expected to attend all classes unless previously excused
- The Academic Support Staff regularly checks attendance
- If traveling with a team, student-athletes notify instructors early each semester regarding assignments and/or test(s)

The Razorback Program for Student-Athlete Success

The Office of Student Support Services of the University of Arkansas Athletic Department was established to assist student-athletes in their efforts toward attaining specific academic and life goals as well as graduation.

Recognizing the difficulty of being both a student and an athlete, the office seeks

to help students develop appropriate skills, which will allow them to maximize their individual potential while participating in intercollegiate athletics.

The University of Arkansas is a participant in the NCAA CHAMPS/Life Skills Program. This program addresses the needs of student-athletes in five primary areas: Academics, Personal Development, Career Development, Community Service and Athletic Excellence.

Student Life

The University of Arkansas is as concerned about the personal and social development of our student-athletes as it is their academics and athletics.

The Office of Student Life focuses on the personal development and community service components of the NCAA CHAMPS/Life Skills program. Training is provided in a wide variety of areas such as financial planning, drug and alcohol education, time management, study skills and developing community service activities.

Career Development

The purpose of the Career Development Program is to assist student-athletes in making a smooth transition into the world of work. This process begins in the freshman year with a one-hour course in which career options are explored.

Workshops are also held to provide student-athletes training in resume writing, interviewing skills and etiquette. Individual assistance with locating summer internships and job placement helps give the student-athlete a head start in his or her career.

Participation in athletics enables individuals to develop the personal qualities that are in high demand in the business world today.

GLEN ROSE ACADEMIC AWARD

Glen Rose was the only coach to ever serve two tenures at Arkansas. In fact, he did just about everything possible as a Razorback. He was the Hogs' first All-American basketball player (1928) and was All-Southwest Conference three times. He was an All-SWC end in football in 1927.

He became head basketball coach in 1933 and led the Razorbacks to a nine-year record of 157-47 (.766). He coached the football team for a year during World War II and also worked as an administrator in the athletic department before leaving for 10 years.

Rose returned to Fayetteville in 1952 and spent 14 more seasons as head basketball coach. During his second stint, the Hogs were 171-154. His overall mark was 325-201.

A member of the Razorback Hall of Honor, Rose passed away Sept. 3, 1994. In his honor, Arkansas presents the Glen Rose Award to the Razorback basketball player who attains the highest academic achievement during each school year.

1995: Davor Rimac	1999: Jason Gilbert	2003: Dionisio Gomez
1996: John Enskov	2000: Dionisio Gomez	2004: Billy Pharis
1997: Lance Keeling	2001: Dionisio Gomez	2005: Preston Cranford
1998: Lance Keeling	2002: Dionisio Gomez	2006: Sean McCurdy

2005-06 ACADEMIC All-SEC HONOR ROLL

Baseball Charley Boyce Jake Dugger James Gilbert Chris Hollensworth Trey Holloway Brian McLelland Shaun Seibert Josh Smith Brian Walker Matt Willard	Football Richard Bracken Chad Dayton Kyle Dickerson Farod Jackson James Johnson Vernon McNeal John Aaron Rees David Thompson	Andrei Nicoara Matt Roberts
Basketball Preston Cranford Steven Hill	Golf Hunter Buwick Will Osborne	Track Luis Bordes Ryan Botha Eric Brown Brad Dittoe Eric Gross Tyler Hill Jonathan Norris Adam Perkins Marc Rodrigues Brent Rosson Mychael Stewart Seth Summerside David Wittenmyer
	Tennis Braden Burks Michael Jung	

ARKANSAS' ALL-TIME SEC ACADEMIC HONOR ROLL SELECTIONS:

1994: John Engskov	1999: Lance Keeling	2006: Preston Cranford
Dwight Stewart	2001: Dionisio Gomez	Steven Hill
Scotty Thurman	2004: Billy Pharis	
1995: Scotty Thurman	2005: Preston Cranford	





HOME OF CHAMPIONS

Sophomore forward/center Cyrus McGowan and the Razorbacks went an SEC-best 15-1 at home last year.



Note: UA has separate men and women's departments. Only men's sports are included in this publication.

In four of the 15 years the Hogs have been members of the SEC, they have won four league championships. In the 10 other years, Arkansas has won at least two, including three overall titles in 2005-06. No other SEC school has won so many league championships in men's athletics during the past 15 years.

While the SEC is the nation's best conference, Arkansas takes its success far past the regional level. During UA's time in the SEC, the Hogs have produced 30 national championship teams. The other SEC schools combined have won 28 NCAA crowns in men's sports, meaning Arkansas has won two more national titles than the rest of the league combined. LSU is the closest to matching UA's national title total, but the Razorbacks have a 30-8 lead over the Tigers. Next in the league are Auburn with six, Georgia and Florida with four, Tennessee with three, Kentucky with two and Alabama one.

Overall, Arkansas has won 44 men's national championships in its athletic history, all but one since 1984. The only one before '84 was the post-bowl version of the football national championship in 1964. In the league, LSU is next with 18, followed by Florida, Georgia and Tennessee with eight, Alabama, Auburn and Kentucky with seven, and Ole Miss one.

Here's the breakdown on Arkansas' national titles: 19 in indoor track, 12 in outdoor track, 11 in cross country, one in football and one in basketball.

In 15 years, Arkansas has won 46 SEC championships, including 15 in cross country, 13 in indoor track, 13 in outdoor track, two in basketball and baseball, and one in golf. The Hogs have also won three Western Division titles in football and basketball, and two in baseball.

FOOTBALL

Arkansas was 4-7 in 2005, but four losses came to ranked teams, the last three losses were by a total of nine points and UA won two of its last three. Freshman Felix Jones earned first-team All-America honors after finishing second in the nation with a 31.9-yard kickoff return average. Freshman tailback Darren McFadden (1,113 yards, 11 TDs) earned honorable mention All-America honors, was a freshman All-American, the SEC Freshman of the Year and first-team All-SEC. Center Kyle Roper and linebacker Sam Olajubutu, who was third in the SEC with 118 tackles, were first-team All-SEC. Safety Vickiel Vaughn (83 tackles, four interceptions) was drafted by San Francisco. Roper signed with Baltimore and tailback De'Arrius Howard with Kansas City.

- Six bowl games in the last eight years
- Nine players drafted over the last three years, including three in the first round, with 13 others signing free agent contracts
- Most home wins in the SEC over the last eight years (41)
- Twenty-one bowl games in the last 31 years and 34 overall
- 1964 national champion

BASKETBALL

UA earned its first NCAA Tournament appearance since 2001, went 22-10, finished tied for second in the SEC's Western Division, beat two top-10 ranked teams and recorded wins over both the eventual NCAA (Florida) and NIT (South Carolina) champions. Arkansas' 15-1 record at home was the best in the SEC, the 22 wins were the most since 1999 and the 10-6 finish in conference play the best since 2001. Guard Ronnie Brewer (18.4 ppg, 4.8 rpg) led the SEC in steals (2.59), was an honorable mention All-American, a defensive All-American and first-team All-SEC. Guard Jonathon Modica (16.1 ppg, 4.0 rpg) was second-team All-SEC and guard Eric Ferguson (8.1 ppg) the league's Sixth Man of the Year.

- Twenty-eight NCAA Tournament bids, ninth all-time
- Six Final Four appearances, ninth all-time – 1994 national champion, 1995 runner-up
- Sixteen national post-season tournament appearances in 20 years
- Home attendance in national top 15 for 13 straight years

TRACK

Arkansas won its 42nd NCAA title by winning the indoor crown behind individual first-place finishes of triple jumper Jaanus Uudmae (54-4.5), Josphat Boit in the 5,000 (13:49.93) and the distance medley relay team of Adam Perkins, Jeremy Dodson, Brian Roe and Said Ahmed (9:37.02). Outdoors, the Hogs hosted and won the Southeastern Conference title before finishing fifth in the NCAA meet. In cross country, Arkansas finished second in the nation after winning its 15th SEC title in 15 tries and its 32nd consecutive conference championship.

- Nineteen indoor NCAA titles since 1984; 25 conference titles since 1979
- Twelve outdoor NCAA titles since 1985; 22 conference titles since 1982
- Eleven cross country NCAA titles since 1984; 32 conference titles since 1974
- Twenty-five Olympians, 636 All-America selections, 109 NCAA individual event championships

BASEBALL

Despite numerous injuries, Arkansas played host to an NCAA regional for the second time in three years, won a game in its regional and finished 39-21. The Razorbacks finished second in the Western Division and tied for the third-best mark in the SEC at 18-12. Sophomore Nick Schmidt was named SEC Pitcher of the Year while outfielder Jake Dugger (.317, 12 HR, 44 RBI, 43 R) earned all-conference honors. Arkansas led the nation in actual attendance with 5,676 fans per game and was second in paid attendance at 7,116.

- Five College World Series, including 2004, and 19 NCAA Tournament appearances
- Thirteen 40-win seasons since 1979
- Baum Stadium rated the top college facility in the country by Baseball America in 1998

GOLF

Arkansas finished third at the Wolf Pack Invitational and the CordeValle Collegiate, and was seventh at the SEC Tournament, and had six top 10 tournament finishes. Junior Matt Bortis (72.2), a first-team All-SEC pick, won the Wolf Pack Invitational, recorded six rounds in the 60s, three top 10 finishes and earned a spot in the NCAA Tournament, where he finished tied for 24th in the NCAA Central Regional.

- Finished in the top 11 at the NCAA Tournament six times in 18 years
- Finished in the top 20 at the NCAA Tournament eight times
- Twenty-six tournament titles in the last 18 years

TENNIS

Arkansas earned its fifth NCAA Tournament bid in six years and won its first-round NCAA match for the sixth time in its last seven appearances. UA finished 18-11, reached the second round of the NCAA Tournament and ended the year ranked No. 22 by the Intercollegiate Tennis Association. Head coach Robert Cox was the ITA Central Region V Coach of the Year for the second time in three years after guiding the Hogs to their best win total since 1991. Senior Adrians Zguns (26-13) earned All-America honors and ended his career third on UA's all-time wins list (102).

- Nine NCAA Tournament appearances in 13 years
- NCAA regional finals in six of last seven appearances
- Eight No. 1-ranked players since 1980 and 30 All-America selections

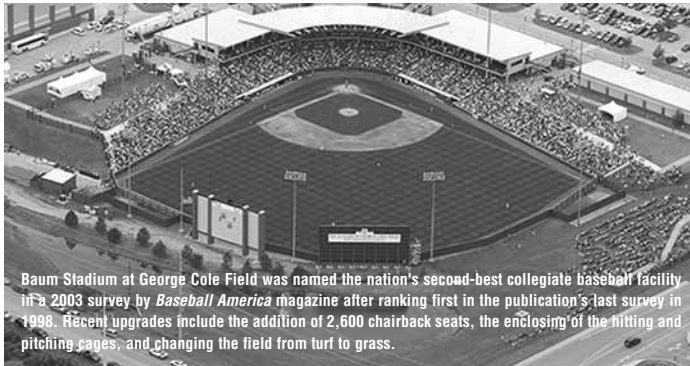
UNIVERSITY OF ARKANSAS HOME OF CHAMPIONS





The Walker Family Training Center features an 18,000-square foot weight room with a nutritional area, including a juice bar and ice cream/protein machine; and 13 42-inch flat screen televisions for viewing and adjusting technique. It also includes the 16,000-square foot Camden and Sue Greene Speed Development Center, which features a three-lane 70-yard mondo track surface, a two-lane 60-yard sand pit and a 2,500-square foot AstroPlay agility area.


OTHER ARKANSAS FACILITIES



Baum Stadium at George Cole Field was named the nation's second-best collegiate baseball facility in a 2003 survey by *Baseball America* magazine after ranking first in the publication's last survey in 1998. Recent upgrades include the addition of 2,600 chairback seats, the enclosing of the hitting and pitching cages, and changing the field from turf to grass.



John McDonnell Field, the newest facility on the UA campus, was completed last year and was the host site of the 2006 SEC Track and Field Championships.

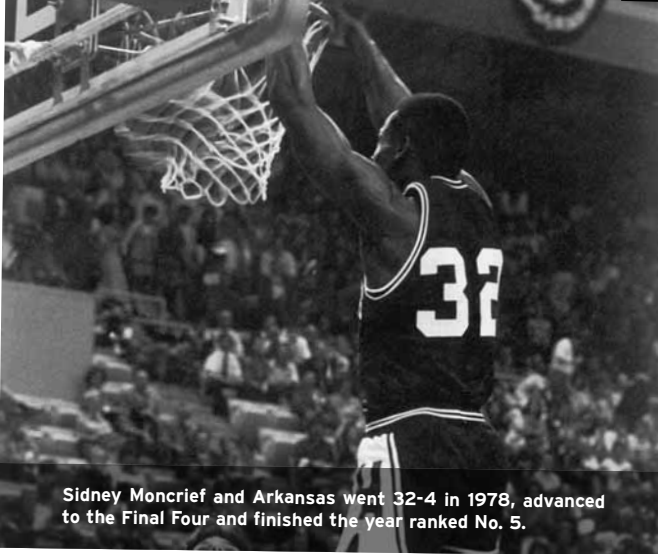


Donald W. Reynolds Razorback Stadium houses the Bob and Marilyn Bogle Academic Center and includes a 30x107-foot SMARTVISION video board, which is one of the largest at any sports venue in the world.




Jonathon Modica (left) and Ronnie Brewer (right) each earned All-SEC honors twice during their careers and led Arkansas to the 2006 NCAA Tournament.

UA BASKETBALL



Sidney Moncrief and Arkansas went 32-4 in 1978, advanced to the Final Four and finished the year ranked No. 5.



Darrell Walker was a first-round NBA Draft pick by New York in 1983 and he is currently an assistant coach with the New Orleans/Oklahoma City Hornets.

BUD WALTON ARENA	72	NIT BOX SCORES	103
BUD WALTON ARENA RECORDS	76	ALL-TIME FINAL RANKINGS	104
HISTORY	77	NBA	106
NCAA CHAMPIONSHIPS	87	ALL-AMERICANS	108
UA IN THE POST-SEASON	88	HONORS	110
POST-SEASON GAME RECORDS	89	LETTERMEN	114
NCAA TOURNAMENT BOX SCORES ..	90		



BUD WALTON ARENA

"THE BASKETBALL PALACE OF MID-AMERICA"

Arkansas has played in Bud Walton Arena — The Basketball Palace of Mid-America — for 13 years and has drawn more than 3.6 million fans, ranked among national attendance leaders every season and won 80 percent of its games.

When Arkansas joined the Southeastern Conference in August of 1990, Razorback Athletic Director Frank Broyles knew the athletic facilities had to be upgraded to contend in America's most nationally competitive league.

His attention turned immediately to basketball. The Hogs were very successful, coming off a Final Four trip earlier that year, but had just a 9,000-seat home, Barnhill Arena.

One day, Bud Walton, co-founder of Wal-Mart, visited Broyles and asked him what Arkansas needed most to be competitive in the SEC. Broyles mentioned the need for additional basketball seats and was asked by Walton what a new arena would cost. The figure \$30 million was discussed and Walton offered to pay half. From that visit, fabulous Bud Walton Arena was born.

Groundbreaking to grand opening was accomplished in a remarkable 18 months. The Razorbacks played in Bud Walton for the first time in November of 1993. Everything went perfectly during the first full year. Not only did Arkansas sell out the arena, the Razorbacks were unbeaten in their new home (16-0) and won the 1994 national championship.

The Hogs carry a 170-40 (.810) record into the 2007 season.

In 13 seasons, UA has an all-time average attendance of 17,291 in Bud Walton Arena. Arkansas has ranked in the top 15 nationally in attendance every year in BWA, including a No. 12 ranking in 2006.

Entering the 2007 campaign, UA has a combined mark of 474-134 in its last two homes for an outstanding home winning percentage of .780 over the last 49 years.

BWA houses a deluxe museum on the ground level that includes a tribute to Arkansas' 1994 NCAA championship and multiple Final Four appearances as well as the history of Razorback basketball, track and field, baseball, tennis and golf. Eye-catching displays on the concourse level salute recent Razorback highlights.

The 2004 season marked the debut of a new custom scoreboard in the shape of a basketball hoop. The board, 24 feet, three inches wide by 22 feet tall, features four video screens, each 12 feet, six inches wide by eight feet, 10 inches tall. An LED ring at the top is used to display game statistics.

The Razorbacks received an expanded locker room in 2005, which includes a lounge with a spacious meeting area.

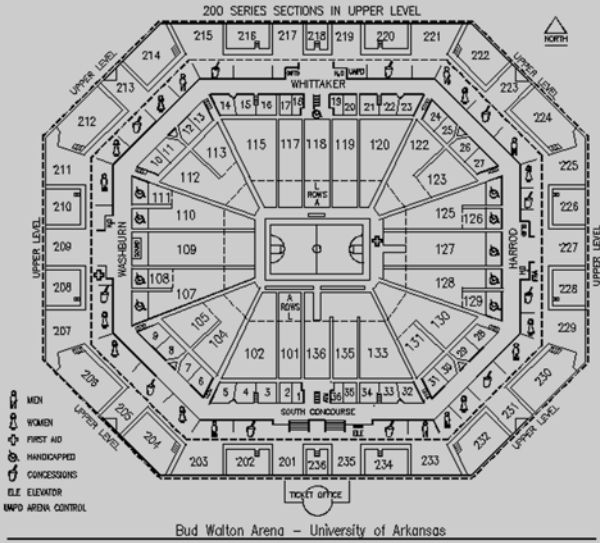
As captivating as the displays, museum and championship banners are hanging from the arena floor's ceiling, the aspect of the facility demanding the most attention is spirit. Every game still produces an NCAA Tournament-type atmosphere with the exception of the crowd, which is anything but neutral.

According Rosser International in Atlanta, when the arena was built, there were more seats in less space than in any such facility in the world. It's no wonder the noise level can be absolutely ear-splitting.

From pre-game to post-game, Bud Walton Arena is perfectly choreographed with the band, the spirit groups, the lighting system, the public address, the scoreboard and the team. Each game at Walton Arena is a rich experience leaving Razorback fans hungry for more.



BUD WALTON SEATING



Bud Walton Arena - University of Arkansas



Bud Walton made Bud Walton Arena a possibility.

ARKANSAS' RECORDS AT HOME

Bud Walton Arena (1994-present)

Year	Record	SEC Record	Attendance	Average	National Rank
1994	16-0 (.1000)	8-0 (1.000)	322,146	20,134	4th
1995	14-1 (.933)	7-1 (.875)	301,212	20,081	4th
1996	14-4 (.778)	6-2 (.750)	346,698	19,261	5th
1997	15-3 (.833)	6-2 (.750)	329,540	18,308	5th*
1998	15-0 (1.000)	8-0 (1.000)	291,089	19,406	4th
1999	14-2 (.875)	6-2 (.750)	292,704	18,294	5th
2000	9-5 (.643)	5-3 (.625)	249,300	17,807	6th
2001	16-2 (.889)	7-1 (.875)	292,057	16,225	9th
2002	11-5 (.688)	5-3 (.625)	241,033	15,065	13th
2003	8-8 (.563)	3-5 (.375)	236,638	14,790	14th
2004	10-6 (.625)	4-4 (.500)	236,676	14,792	13th
2005	13-3 (.813)	5-3 (.625)	252,608	15,788	9th
2006	15-1 (.938)	7-1 (.875)	239,336	14,958	12th
Totals	170-40 (.810)	76-28 (.731)	3,631,037	17,291	

*national rank based on regular-season average of 19,321



UA BASKETBALL BUD WALTON ARENA





CROWDS OF 20,000 AND MORE

	ATT.	OPPONENT	DATE		ATT.	OPPONENT	DATE
1.	20,320	Kentucky	1/26/97	30.	20,202	South Carolina	2/18/98
2.	20,298	Auburn	2/24/99	31.	20,198	Kentucky	2/20/99
	20,298	Kentucky	1/29/95	32.	20,190	Georgia	2/15/97
4.	20,275	Alabama	1/24/98	33.	20,186	Providence	1/23/99
5.	20,274	Georgia	3/3/01	34.	20,184	Mississippi St.	2/13/99
6.	20,272	Auburn	3/4/95	35.	20,184	Delaware St.	12/11/93
7.	20,270	Cincinnati	12/9/95	36.	20,168	Georgia	1/16/99
8.	20,268	Kentucky	1/29/05	37.	20,168	Montevallo	2/25/95
	20,268	Alabama	1/24/95	38.	20,164	Vanderbilt	2/7/98
10.	20,266	Kentucky	2/25/01	39.	20,162	Mississippi St.	1/20/96
11.	20,264	LSU	1/31/95	40.	20,158	LSU	1/30/96
12.	20,262	Alabama	2/16/94	41.	20,118	South Carolina	1/22/94
13.	20,260	Memphis	2/9/95	42.	20,114	LSU	1/27/99
14.	20,258	Missouri	12/6/97	43.	20,104	Ole Miss	1/9/98
	20,258	Ole Miss	2/18/95		20,104	LSU	1/11/97
16.	20,256	Missouri	12/5/95		20,104	Arizona	11/17/95
17.	20,248	Ole Miss	2/5/98	46.	20,102	Murray St.	12/10/94
	20,248	Alabama	2/28/96	47.	20,098	Texas Southern	12/28/93
19.	20,246	Vanderbilt	2/1/94	48.	20,096	Ole Miss	1/5/94
20.	20,242	Mississippi St.	1/11/95	49.	20,084	Jackson St.	12/18/93
	20,242	Auburn	2/21/98	50.	20,068	Tennessee	2/2/99
	20,242	Tulsa	12/23/94	51.	20,048	Murray St.	11/29/93
23.	20,230	Florida	2/12/94	52.	20,034	Montevallo	2/5/94
24.	20,224	Mississippi St.	3/5/94	53.	20,018	Florida A&M	12/21/94
25.	20,214	Tennessee	1/7/95	54.	20,014	Centenary	12/6/94
26.	20,212	Missouri	12/2/93	55.	20,008	SMU	1/3/94
27.	20,208	Louisville	12/21/96	56.	20,006	Memphis	2/1/97
	20,208	Auburn	2/26/94	57.	20,002	La.-Monroe	11/15/95
	20,208	LSU	1/11/94				

UA BASKETBALL BUD WALTON ARENA



The Tommy Boyer Hall of Champions features displays dedicated to Arkansas' top teams and players.



UA HOME GAME RECORDS

Most Individual Points: 47, Martin Terry vs. SMU, 2/24/73
Team: 166, vs. U.S. International, 12/9/89
Combined Teams: 267 (UA 166, U.S. International 101), 12/9/89

Most Individual Field Goals: 20, Dean Tolson vs. Texas A&M, 3/2/74
Team: 68, vs. U.S. International, 12/9/89
Combined Teams: 108 (UA 68, U.S. International 40), 12/9/89

Most Individual Field Goals Attempted: 36, Dean Tolson vs. Texas A&M, 3/2/74
Team: 101, vs. U.S. International, 12/9/89
Combined Teams: 201 (UA 97, Western Kentucky 104), 12/3/74

Most Individual Free Throws: 22, Martin Terry vs. Texas A&M, 1/22/72
Team: 55, vs. Rice, 2/5/72
Combined Teams: 96 (UA 55, Rice 41), 2/5/72

Most Individual Rebounds: 23, Nick Davis vs. Jackson St., 11/21/97
Team: 77, vs. Jackson St., 11/22/02
Combined Teams: 114 (UA 50, Western Kentucky 64), 2/3/74





RAZORBACKS

6 FINAL FOUR APPEARANCES

UA Basketball Facilities

While the championship-caliber basketball and the sellout crowds are the most noticeable parts of BWA, what it offers to the basketball program on a daily basis is so much more.

From the spacious locker rooms and team meeting area to the artistically designed shower, Bud Walton provides top-notch accommodations for Arkansas players and coaches. UA's locker room was expanded for the 2005 season and now includes a lounge with a big screen television and computer work stations. It also features a meeting area large enough to comfortably accommodate the entire team and staff.

Arkansas' basketball team utilizes a fully stocked weight room as well as top-notch training facilities.

Even the hallway leading to the basketball offices features a hardwood floor replica complete with court markings and logos.

Razorback basketball history is alive and well in the Tommy Boyer Hall of Champions and in displays on the concourse level. The Yvonne Richardson Great Moments Theater delivers Arkansas' rich history at the touch of a button.

Whether it's players preparing for the next game, fans reliving great moments of the past or crowds anticipating tip-off, one visit and you'll know why Bud Walton Arena is truly "The Basketball Palace of Mid-America."



UA BASKETBALL BUD WALTON ARENA

BARNHILL ARENA (UA's HOME FROM 1958-93) RECORDS AND AVERAGE ATTENDANCE AT BARNHILL ARENA

YEAR	RECORD	CONFERENCE	AVG.	ATT.	YEAR	RECORD	CONFERENCE	AVG.	ATT.
1958	9-2 (.818)	6-1	(.857)	NA	1987	10-2 (.833)	6-2	(.750)	8,978
1959	5-4 (.556)	4-3	(.571)	NA	1988	11-1 (.917)	7-1	(.875)	8,725
1960	7-4 (.636)	4-3	(.571)	NA	1989	11-0 (1.000)	8-0	(1.000)	9,083
1961	8-2 (.800)	5-2	(.714)	NA	1990	10-1 (.909)	8-0	(1.000)	9,117
1962	7-3 (.700)	4-3	(.571)	NA	1991	13-1 (.929)	8-0	(1.000)	9,405
1963	6-3 (.667)	5-2	(.714)	NA	1992	10-1 (.909)	8-0	(1.000)	9,423
1964	6-5 (.545)	4-3	(.571)	NA	1993	9-2 (.818)	6-2	(.750)	9,435
1965	5-5 (.500)	3-3	(.500)	NA	TOTALS	304-94 (.764)	200-63	(.760)	
1966	9-1 (.900)	6-1	(.857)	NA					
1967	3-5 (.375)	3-3	(.500)	NA					
1968	5-4 (.556)	5-2	(.714)	NA					
1969	5-5 (.500)	3-3	(.500)	NA					
1970	3-4 (.429)	3-3	(.500)	NA					
1971	3-11 (.214)	0-7	(.000)	NA					
1972	7-4 (.636)	4-3	(.571)	NA					
1973	9-5 (.643)	5-2	(.714)	NA					
1974	8-4 (.667)	5-2	(.714)	NA					
1975	12-2 (.857)	7-0	(1.000)	NA					
1976	11-1 (.917)	6-1	(.857)	NA					
1977	11-0 (1.000)	7-0	(1.000)	NA					
1978	12-0 (1.000)	7-0	(1.000)	6,305					
1979	10-2 (.833)	6-2	(.750)	9,125					
1980	12-0 (1.000)	8-0	(1.000)	9,129					
1981	10-1 (.909)	7-1	(.875)	9,182					
1982	11-0 (1.000)	8-0	(1.000)	9,198					
1983	11-1 (.917)	7-1	(.875)	9,147					
1984	11-0 (1.000)	8-0	(1.000)	8,840					
1985	10-1 (.909)	7-1	(.875)	8,925					
1986	4-7 (.364)	2-6	(.250)	8,641					

Note: UA was a member of the Southwest Conference from 1924-91 and has been a member of the Southeastern Conference since 1992.

Note: Barnhill Arena's capacity was expanded from 5,000 to 6,200 in 1977 and to 9,000 in 1978.



The Razorbacks were 304-94 in 36 seasons in Barnhill Arena.





BUD WALTON ARENA RECORDS

UA BASKETBALL BUD WALTON ARENA

ARKANSAS TEAM

Points: 137 vs. Troy State, 12/10/96
Field Goals Made: 57 vs. Troy State (57-99), 12/10/96
Field Goals Att.: 99 vs. Troy State (57-99), 12/10/96
Field-Goal Pct.: .623 vs. Jackson State (48-77), 11/22/96
3-Pointers Made: 21* vs. Troy State (21-37), 12/10/96
3-Pointers Att.: 54* vs. North Texas (19-54), 12/30/98
3-Point Pct. (Min. 15 att.): .667* vs. Western Carolina (14-21), 1999
Free Throw Made: 48 vs. Ole Miss (48-53), 1/17/04
Free Throw Att.: 53 vs. Ole Miss (48-53), 1/17/04; Northeastern Illinois (35 of 53), 11/16/97
Free-Throw Pct (Min. 10 att.): .941 vs. LSU (16-17) 2/12/05
Offensive Rebounds: 30 vs. Alcorn State, 12/3/95; vs. Northeastern Illinois 11/16/97
Defensive Rebounds: 48 vs. Jackson State, 11/22/02
Total Rebounds: 77 vs. Jackson State, 11/22/02
Personal Fouls: 35 vs. Cincinnati, 12/9/95
Assists: 40 vs. Troy State, 12/10/96
Turnovers: 31 vs. Alcorn State, 12/3/95
Blocks: 18* vs. Missouri, 12/5/95
Steals: 26* vs. La-Monroe, 11/25/00
Points First Half: 67 vs. Troy State, 12/10/96
Points Second Half: 75 vs. Missouri, 12/2/93

OPPONENT TEAM

Points: 98, Alabama, 2/28/96
Field Goals Made: 34, Jackson State (34-84), 12/18/93; Centenary (34-93), 12/6/94
Field Goals Att.: 93, Centenary (34-93), 12/6/94
Field-Goal Pct.: .596, South Carolina (31-52), 1/8/00
3-Pointers Made: 17, Florida (17-31), 1/14/98
3-Pointers Att.: 40, Jackson State (13-40), 11/21/97
3-Point Pct. (Min. 15 att.): .632, Texas St. (12-19), 12/6/05
Free Throw Made: 38, Missouri (38-47), 12/15/95
Free Throw Att.: 52, Ole Miss (32-52), 1/9/99
Free-Throw Pct. (Min. 10 att.): .923, Mississippi State (12-13), 2/13/99
Offensive Rebounds: 28, LSU, 1/11/97
Defensive Rebounds: 34, LSU, 1/6/04
Total Rebounds: 55, Missouri, 12/15/95
Personal Fouls: 38, Northeastern Illinois, 11/16/97
Assists: 23, Vanderbilt, 2/7/98
Turnovers: 42, Bethune-Cookman, 12/2/97; Grambling, 12/31/00
Blocks: 8, Jackson State, 12/31/95; North Texas 12/30/98; La-Monroe, 11/25/00;
Steals: 18, Alcorn State, 12/3/95
Points First Half: 60, Alabama, 2/28/96
Points Second Half: 56, Jackson State, 11/30/94

ARKANSAS INDIVIDUAL

Points: 39, Al Dillard vs. Delaware State, 12/11/93
Field Goals Made: 13, Al Dillard (13-25) vs. Delaware State, 12/11/93
Field Goals Att.: 28, Pat Bradley (11-28) vs. North Texas, 12/30/98
Field-Goal Pct. (Min. 8 att.): 1.000* Lee Wilson (9-9) vs. Montevallo, 2/25/95
3-Pointers Made: 12*#, Al Dillard (12-22) vs. Delaware State, 12/11/93
3-Pointers Att.: 24*#, Pat Bradley (10-24) vs. North Texas, 12/30/98
3-Point Pct. (Min. 6 att.): .833, Michael Jones (5-6) vs. Auburn, 2/4/04; Pat Bradley (5-6) vs. Jackson State, 11/22/96
Free Throw Made: 17, Corliss Williamson (17-22) vs. Ole Miss, 2/18/95
Free Throw Att.: 22, Corliss Williamson (17-22) vs. Ole Miss, 2/18/95
Free-Throw Pct. (Min. 10 att.): 14*, Kareem Reid (14-14) vs. Memphis, 12/19/98
Offensive Rebounds: 12, Dionisio Gomez vs. Georgia, 1/18/03 (17 total)
Defensive Rebounds: 15, Nick Davis vs. Jackson State, 11/21/97
Total Rebounds: 23*, Nick Davis vs. Jackson State, 11/21/97
Assists: 15*, Kareem Reid vs. Jackson State, 11/22/96; Dontell Jefferson vs. Portland St., 11/18/05
Turnovers: 8, Sunday Adebayo vs. Cincinnati, 12/9/95
Blocks: 10, Steven Hill vs. Texas St., 12/6/05
Steals: 8, Clint McDaniel vs. Florida A&M, 12/21/94

OPPONENT INDIVIDUAL

Points: 37, Nate Driggers, Montevallo, 2/25/95
Field Goals Made: 13, Nate Driggers (13-29), Montevallo, 2/25/95; Rosell Ellis (13-20), McNeese State, 12/19/96
Field Goals Att.: 29, Nate Driggers (13-29), Montevallo, 2/25/95
Field-Goal Pct. (Min. 8 att.): .889, Nazr Mohammed (8-9), Kentucky, 1/26/97
3-Pointers Made: 8, Aijay Foreman, Centenary (8-14), 12/6/94; Decarto Draper (8-13), Jackson State, 11/21/97; Joe Ervin, North Texas (8-14), 12/30/98
3-Pointers Att.: 14, Aijay Foreman, Centenary, 12/6/94; Joe Ervin, North Texas, 12/30/98
3-Point Pct. (Min. 6 att.): .714, Dan Cross (5-7), Florida, 2/12/94
Free Throw Made: 18, Jason Sutherland (18-20), Missouri, 12/5/95
Free Throw Att.: 20, Ansu Sesay (14-20), Ole Miss, 2/18/95; Jason Sutherland (18-20), Missouri, 12/5/95
Free-Throw Pct. (Min. 10 att.): .938, Erwin Dudley, Alabama, 2/5/03
Offensive Rebounds: 11, Sunday Adebayo, Memphis, 2/1/97
Defensive Rebounds: 14, Jaime Lloreda, LSU, 1/6/04
Total Rebounds: 17, Keon Clark, UNLV, 3/19/97
Assists: 12, Pertha Robinson, Georgia, 1/18/95
Turnovers: 11, Julius Hall, Grambling St., 12/31/00
Blocks: 7, Deginald Erskin, North Texas, 12/30/98
Steals: 8, Terry Conerway, Southwest Texas State, 12/21/02

MISCELLANEOUS

Won-Lost: 170-40 (.810)
Points (Avg.): Arkansas: 16,151 (76.9); Opponents: 13,123 (62.5)
Most Combined Points: 215 vs. Centenary (Arkansas 121, Centenary 94)
Longest Winning Streak: 30 games (Memphis 2/1/97-North Texas 12/30/98)
Longest Losing Streak: 3 (Memphis 1/2/03, Auburn 1/11/03, Georgia 1/18/03)
Field Goals: Arkansas: 6,245-13,440 (.465); Opponents: 4,576-11,519 (.397)
Arkansas 100-Point Games: 32, Last: Portland St. (107-69) 11/18/05
Arkansas 90-Point Games: 62
Opponent 100-Point Games: 0
Biggest Victory Margin: 68 vs. Montevallo (122-64), 2/5/94
Biggest Defeat Margin: 18 vs. Alabama (88-70), 1/24/95
Record vs. Ranked Teams: 21-14
Record vs. Top 10 Teams: 7-4
Record vs. Top Five Teams: 4-2
Least Ranked Team at BWA: No. 10 Florida, 2/18/06 (W 85-81, OT)
Highest Ranked Team at BWA: No. 2 Kentucky, 2/19/03 (L 66-50); No. 2 Auburn, 2/24/99 (W 104-88)
Highest Attendance: 20,320 vs. Kentucky, 1/26/97
Lowest Attendance: 7,362 vs. Maryland-Eastern Shore, 1/2/01

* UA Record # SEC Record



Dionisio Gomez set a Bud Walton Arena record with 12 offensive rebounds among his 17 total boards against Georgia in 2003.





RAZORBACKS
6 FINAL FOUR APPEARANCES

RAZORBACK HISTORY

Championships were a tradition at Arkansas long before the Razorbacks earned the national title in 1994. The '94 championship was the grandest of them all, but the NCAA trophy isn't exactly the only one on the shelf in the fabulous Bud Walton Arena museum.

In fact, Arkansas has made six trips to the NCAA Final Four. The Razorbacks have earned 28 bids to the NCAA Tournament.

In conference play, Arkansas has won 24 league championships with 22 coming in the Southwest Conference between 1926 and 1991. In fact, the Hogs won the Southeastern Conference crown in 1992, their first year in the league, after winning three straight SWC titles. The Hogs have also won seven league tournament crowns.

Since joining the SEC, Arkansas has been a dominant member. The Razorbacks won overall titles in 1992 and 1994, and Western Division titles in 1992, '93, '94 and '95, and then won the tournament crown in 2000.

Arkansas has a long-standing tradition of winning in basketball. It started in the 1920s and has carried through to this time. Even though Arkansas didn't begin playing basketball until 1924, the Hogs won more SWC championships than any other school.

It didn't take long for the Hogs to have an impact on the SWC. Two years after starting the program, Arkansas won its first league crown. It was the first of five in a row. Francis Schmidt, Arkansas' first basketball coach, guided the Hogs to the 1926, '27, '28 and '29 titles. Chuck Bassett was the coach of the 1930 championship squad.

Wear Schoonover, Arkansas' first football All-American, captained the 1930 club. He earned All-SWC honors three times. In fact, the Razorbacks dominated the all-conference squads of the late 1920s. In 1928, Arkansas had four of the five All-SWC selections when Glen Rose, Tom Pickell, Gene Lambert Sr. and Schoonover were named all-league. Rose was also the first Razorback to earn All-America honors (1928), followed a year later by Pickell and Lambert.

The Hogs were loaded with all-conference talent during that time. Rose was a three-time All-SWC pick, as was Pickell.

Lambert and Rolla Adams made it twice, as did Milan Creighton.

From 1926 through 1929, Arkansas was a combined 60-5.


When Schmidt left Arkansas as coach, he went to league rival TCU and was tough to beat until the Razorbacks hired Rose as head coach.

He began another glorious run with a co-championship in 1935. The Hogs won SWC titles in '36, '38, '41 and '42. The 1936 Razorbacks almost represented the United States in the Olympics, winning four games in an Olympic playoff before losing to a team of all-stars from California in the semifinals of the tournament.

Jim Lee Howell, Ike Poole, Taft Moody, Don Lockard, Jack Robbins, Howard Hickey and Johnny Adams were the stars of their day. Adams was an All-American in 1941. He was Arkansas' fifth All-American but the last one UA would have until Ron Brewer made it in 1977.

From 1945 to 1950, Arkansas had four second-place finishes and shared the 1949 title. The Razorbacks then went through a mild recession before claiming a co-championship in 1958. By winning a playoff game against SMU, Arkansas qualified for the NCAA Tournament. It wasn't a pleasant experience. Oklahoma State, which featured Eddie Sutton as a player, downed the Hogs by 25, 65-40, and Oscar Robertson exploded for 58 points as the Hogs were drilled by Cincinnati, 97-62, in a consolation game.

As unpleasant as the tournament experience was, Arkansas would have loved to gone back, but it didn't happen for 19 years. Not even Rose, who led the Hogs to



Scotty Thurman's clutch three-pointer with the shot clock winding down and 51 seconds left in the game gave Arkansas a 73-70 lead in the 76-72 victory over Duke in the 1994 NCAA championship game.

UA BASKETBALL HISTORY

the '58 title in his second stint as coach, could return Arkansas to glory. He retired following the 1966 season, but neither of his two successors, Duddy Waller or Lanny Van Eman, put a contender on the floor.

Van Eman did, however, bring excitement to the game. His teams regularly scored in the 80s and 90s at a time when the traditional powers played games in the 60s. Van Eman recruited Martin Terry from junior college and Terry set school single-season scoring records that still stand. He averaged 28.3 points per game as a senior. Even though he played only two seasons, Terry still ranks among Arkansas' top 10 all-time scorers.

Unfortunately, Van Eman's teams usually gave up more points than they scored. Twice in 1971, Arkansas scored 100 or more points and lost.

Van Eman's second club managed to win 16 games, but only five came in SWC play. Arkansas and Baylor, which paired for a thrilling 111-110 Baylor victory the year before, put on another wild show with the Razorbacks winning, 131-109, in Fayetteville, setting a league record for points scored by two teams in a conference game.

After the 1974 Hogs won just 10 games, Frank Broyles, newly appointed athletic director as well as an already established football coach, decided it was time to make a commitment to basketball. He turned things around by hiring Sutton.

Sutton caught the state's attention in his first season when the Razorbacks finished 17-9 and second in the SWC. By the time his second team finished its 19-9 campaign, construction workers were already renovating Barnhill Arena, a facility constructed in 1957.

The 1976 Hogs also featured the nucleus of what was to become one of the greatest teams in history. Brewer and Marvin Delph were sophomores. Sidney Moncrief was a freshman and he quietly led the nation in field goal percentage (.665, 149-224), and Sutton knew he had something special.

With half of Barnhill's facelift completed before the 1977 season, a new wave of excitement swept through the entire state of Arkansas.





MEMORABLE GAMES

The history of Razorback basketball is filled with thrilling and even heart-stopping moments. The Final

Four, conference championships, and last-second, game-winning jumpers shape memories of the "greatest" moments in UA history.

Following are 10 of those.



The Razorbacks blitzed through the SWC unbeaten, winning their first league title in 19 years. Brewer, Moncrief and Delph were the toast of the Ozarks. Arkansas finished 26-2 but lost in the first round of the NCAA Tournament when Moncrief fouled out, allowing Wake Forest to come from behind for a victory.

Expectations were high in 1978 and the Hogs didn't disappoint. For a week, the Razorbacks were even ranked No. 1 in the Associated Press poll. A loss at Houston after two victories earlier in the week dropped the Hogs from their position at the top.

Arkansas shared the SWC title with Texas, but was upset by Houston, again on a last-second shot at the SWC Tournament. Stunned, the Razorbacks returned home unsure of whether or not they would receive an at-large bid to the NCAA Tournament.

The Hogs got in and victories over Weber State and No. 2 UCLA thrust Arkansas into the regional finals. Brewer hit a long jumper with less than a minute to play and Jim Counce scored on a layup at the end to seal a 61-58 victory over Cal-Fullerton, sending the Hogs to the Final Four.

No. 1-ranked Kentucky ended Arkansas' dreams of a national title with a semifinal victory, but Brewer hit another of his patented buzzer shots in the third-place game, giving Arkansas a thrilling 71-69 victory over Notre Dame.

With All-American Brewer and the sleek-shooting Delph gone, Moncrief and Steve Schall were left to lead the 1979 Hogs. It was almost a repeat performance of 1978.

Moncrief was brilliant. He simply refused to allow his team to lose. After a brief midseason slump, Arkansas won 14 straight games, including two at the SWC Tournament and two in the NCAA Tournament. A victory over Louisville sent Arkansas into the Midwest Regional finals against No. 1-ranked Indiana State and superstar Larry Bird.

Arkansas could not stop Bird, but ISU could not contain Moncrief. In one of the greatest games in UA history, the Hogs suffered a 73-71 setback when a last-second Sycamore shot bounced twice and fell in. Arkansas finished 25-5 and the Moncrief era was history.

Sutton won three more SWC titles and left behind a legacy when his teams won 20 or more games nine years in a row. Arkansas played in the NCAA Tournament in each of those nine seasons, but never came close to returning to the Final Four. The Razorbacks even featured a team that had

Corey Beck had 15 points, four assists and a team-high 10 rebounds in the championship game victory over Duke.

1

Despite UA's incredible basketball success through the years, the Razorbacks had never played for the national championship until their battle with Duke at the Charlotte Coliseum. The Hogs had been ranked No. 1 much of the year, but Duke had won two national titles in the three previous seasons and had defeated Arkansas in the 1990 Final Four at Denver.

Duke controlled the tempo in the first half and Corliss Williamson, who had been nearly unstoppable in the entire tournament, missed his first five shots for the Razorbacks. The Blue Devils led by as many as five points in the opening period, but Scotty Thurman drilled a late three-pointer to give UA a 34-33 halftime advantage.

Corey Beck hit a short jumper early in the second half to give the Hogs a 38-35 lead, but Duke scored 13 unanswered points and suddenly led 48-38 with 17:09 left. While the surge left Duke fans roaring their approval, it also sped up the tempo of the game. The Razorbacks trailed but actually had the Blue Devils right where they wanted them.

Playing at a quicker pace, Arkansas caught up in less than five minutes. When Al Dillard drilled a three with 8:08 remaining to give UA a five-point lead, it looked like momentum had swung to the Hogs for good. Duke fought back and tied the game at 65-65 and finally 70-44 with 1:29 remaining. The Razorbacks took a timeout.

When Dwight Stewart fumbled a pass, he quickly passed it out to Thurman with the shot clock winding down. Thurman had no choice but to shoot. As his shot was narrowly clearing the outstretched hand of Antonio Lang, the shot clock hit zero. The shot, though, was true. It was a dagger to the hearts of the Blue Devils and surpassed U.S. Reed's half-court jumper against Louisville as the most famous shot in UA history.

Duke never recovered. Three free throws in the final seconds clinched the 76-72 victory that gave Arkansas the 1994 national championship.

ARKANSAS 76, DUKE 72

FINAL FOUR // NATIONAL CHAMPIONSHIP GAME // APRIL 4, 1994
CHARLOTTE COLISEUM // CHARLOTTE, N.C. // Att.: 23,674

DUKE

# Player	Tot-FG		3-Pt		FT		FTA		Rebounds		PF	TP	A	TO	BLK	S	MIN
	FG	FGA	FG	FGA	FT	FTA	OF	DE	Tot								
21 Antonio Lang *	6	9	0	0	3	3	3	2	5	5	15	3	5	1	0	0	34
33 Grant Hill *	4	11	1	4	3	5	1	13	14	3	12	6	9	3	3	38	
44 Cherokee Parks *	7	10	0	0	0	1	3	4	7	3	14	0	0	2	0	30	
5 Jeff Capel *	6	16	2	6	0	0	1	4	5	3	14	4	6	0	1	35	
20 Chris Collins *	4	11	4	8	0	0	0	0	0	1	12	1	1	1	1	34	
3 Marty Clark	1	6	0	2	1	2	1	0	1	2	3	3	2	0	0	15	
52 Erik Meek	1	2	0	0	0	0	3	4	7	1	2	0	0	0	0	14	
TEAM								2	3	5							
Totals	29	65	7	20	7	11	14	30	44	18	72	17	23	7	5	200	

FG%	1st Half: 15-39 .484	2nd Half: 14-34 .412	Game: .446	DEADBALL
3-Pt. FG%	1st Half: 2-9 .222	2nd Half: 5-11 .455	Game: .350	REBOUNDS
F Throw%	1st Half: 1-3 .333	2nd Half: 6-8 .750	Game: .636	1

ARKANSAS

# Player	Tot-FG		3-Pt		FT		FTA		Rebounds		PF	TP	A	TO	BLK	S	MIN
	FG	FGA	FG	FGA	FT	FTA	OF	DE	Tot								
23 Ken Biley *	0	0	0	0	0	0	0	0	0	0	1	0	0	0	0	0	3
34 Corliss Williamson * 10	3	24	0	0	3	5	7	1	8	3	23	3	5	2	2	25	
15 Dwight Stewart *	3	11	0	5	0	0	4	5	9	3	6	4	1	0	4	29	
14 Corey Beck *	5	11	0	1	5	8	2	8	10	3	15	4	3	0	1	35	
30 Scotty Thurman *	6	13	3	5	0	0	1	4	5	2	15	1	0	0	1	36	
12 Clint McDaniel	2	5	1	3	2	4	0	2	2	2	7	3	1	0	3	32	
44 Darnell Robinson	1	5	0	0	0	0	1	1	2	1	2	0	1	0	0	12	
3 Al Dillard	1	5	1	4	1	2	1	0	1	1	4	0	0	0	0	8	
22 Davor Rimac	0	1	0	0	0	0	0	0	0	0	0	0	0	1	0	5	
33 Lee Wilson	2	2	0	0	0	0	1	3	4	1	4	0	1	0	0	5	
TEAM								2	1	3							
Totals	30	77	5	18	11	19	19	25	44	17	76	15	12	3	11	200	

FG%	1st Half: 16-38 .421	2nd Half: 14-39 .359	Game: .390	DEADBALL
3-Pt. FG%	1st Half: 2-5 .400	2nd Half: 3-13 .231	Game: .278	REBOUNDS
F Throw%	1st Half: 0-0 .000	2nd Half: 11-19 .579	Game: .579	6

Officials: Jim Burr, Jody Silvester, Ted Valentine
Technical fouls: None
Attendance: 23,674

Score by Periods	1st	2nd	Total
Duke	33	39	72
Arkansas	34	42	76



three future first-round NBA draft choices when Scott Hastings, Darrell Walker and Alvin Robertson played together. Joe Kleine, another future NBA product, redshirted that year (1982).

When Sutton left for Kentucky, Broyles turned a completely different direction when he hired Nolan Richardson. Richardson's teams were noted for defense, just as Sutton's were, but it was a different style of defense. Richardson's defense usually turned quickly to offense and his teams at Tulsa had led the nation in scoring.

Inheriting a group of players recruited to play at a slower pace, Richardson had to bite the bullet as his first season resulted in a 12-16 finish. Then he started recruiting. His second team won 19 games and his third was 21-9. His 1989 squad won Arkansas' first SWC title since 1982 and breezed through the league tournament. Arkansas set school scoring records and downed Loyola-Marymount in the first round of the NCAA Tournament before bowing to Louisville.

By then, Richardson's style and players already had converted Razorback fans. Barnhill Arena was hopping every time the Hogs played. It wouldn't have taken a Final Four appearance for the state to go nuts, but when the Razorbacks reached the 1990 Final Four, the state went crazy.

The Hogs were SWC champs again and dominated the SWC Tournament for the second consecutive year. Triumphs over Princeton, Dayton, North Carolina and Texas sent the Razorbacks into the Final Four. A loss to Duke in the semifinals ended the season at 30-5.

It nearly happened again in 1991. UA won a school-record 34 games before falling to Kansas in the Southeast Regional finals. Arkansas ended its history in the Southwest Conference by winning the final three regular season and tournament championships.

A new era was launched in 1992 and the Razorbacks didn't miss a beat. Arkansas won the Southeastern Conference title with a 13-3 record. Included were two victories over Shaquille O'Neal-led LSU and a big win at Kentucky. The Todd Day-Lee Mayberry-Oliver Miller era ended with a 26-8 season and another trip to the NAAs.

After winning the SEC's Western Division in '93 and pushing North Carolina to the limit in a Sweet 16 loss to the eventual national champions, Arkansas enjoyed its best season ever in 1994. UA won nearly everything possible. The Razorbacks were SEC champs, again sweeping LSU and winning at Kentucky, they made the school's fifth trip to the Final Four and completed their dream season by beating Arizona and Duke to win the national title.

A year later, Arkansas was No. 1 in all the preseason polls, but the Hogs stumbled early before making a late-season run. UA repeated as Western Division champion, then downed Texas Southern, Syracuse, Memphis and Virginia to earn its sixth Final Four appearance.

A win over North Carolina in the semifinals allowed the Hogs to advance to the finals, but it was UCLA's year as the Bruins beat Arkansas for the 1995 crown, 89-78.

With every starter gone from the back-to-back Final Four clubs, Arkansas was expected to struggle in 1996. Richardson, however, molded together a young team and the Hogs peaked late. Seeded 12th in the NCAA East Regional, UA beat Penn State and Marquette to advance to the Sweet 16 before falling to top-ranked Massachusetts.

In 1997, Arkansas was forced to endure an NCAA inquiry, which proved fruitless, but it damaged the Hogs' recruiting. The streak of nine straight NCAA Tournament appearances ended but the Bud Walton Arena crowds were rejuvenated by three NIT games. Fans who never had the opportunity to buy Razorback basketball tickets were able to attend and helped UA advance to the NIT semifinals in New York.

Charles Balentine's baseline jumper gave Arkansas a 65-64 victory over Michael Jordan and No. 1-ranked North Carolina in 1984.



2

ARKANSAS 65, No. 1 NORTH CAROLINA 64

FEBRUARY 12, 1984, AT PINE BLUFF

ARKANSAS 65, NORTH CAROLINA 64

FEBRUARY 12, 1984

PINE BLUFF CONVENTION CENTER // PINE BLUFF, ARK. // Att.: 7,529

NORTH CAROLINA

## Player	Tot-FG				Rebounds			A	TO	BLK	S	MIN
	FG	FGA	FT	FTA	Tot	PF	TP					
44 Matt Doherty *	2	9	1	1	4	2	5	4	3	0	1	36
41 Sam Perkins *	5	10	7	8	11	3	17	0	1	0	0	34
42 Brad Daugherty *	0	3	2	2	3	5	2	1	1	1	1	22
25 Steve Hale *	5	9	5	5	0	4	15	6	2	0	4	37
23 Michael Jordan *	9	15	3	5	1	2	21	1	4	0	0	35
24 Joe Wolf	0	1	2	2	1	2	2	0	0	0	0	21
22 Buzz Peterson	1	2	0	0	0	1	2	0	2	0	1	13
35 Dave Popson	0	0	0	0	0	1	0	0	0	0	0	2
TEAM					2							
Totals	22	49	20	23	22	20	64	12	13	1	7	200

FG%	1st Half: 11-22 .500	2nd Half: 11-27 .407	Game: .449	DEADBALL
F Throw%	1st Half: 12-13 .923	2nd Half: 8-10 .800	Game: .870	REBOUNDS
				2

ARKANSAS

## Player	Tot-FG				Rebounds			A	TO	BLK	S	MIN
	FG	FGA	FT	FTA	Tot	PF	TP					
24 Charles Balentine *	4	8	2	2	3	2	10	2	0	0	1	39
33 Leroy Sutton *	5	6	1	2	3	5	11	0	2	0	0	16
35 Joe Kleine *	5	12	10	10	10	2	20	0	3	1	1	39
14 Ricky Norton *	1	3	0	0	5	2	2	5	3	0	2	33
21 Alvin Robertson *	3	7	3	6	2	4	9	10	3	0	2	34
12 Scott Rose	0	0	0	0	0	0	0	0	0	0	0	1
22 Robert Kitchen	0	0	0	0	0	1	0	0	1	0	0	5
54 Darryl Bedford	6	6	0	0	2	3	12	0	3	0	0	25
30 Mike Ratliff	0	0	1	2	0	0	1	0	1	0	0	4
52 Eric Poerscke	0	1	0	0	0	1	0	0	0	0	0	3
42 Robert Brannon	0	0	0	0	0	0	0	0	0	0	0	1
TEAM					1							
Totals	24	43	17	22	26	20	65	17	16	1	6	200

FG%	1st Half: 13-26 .500	2nd Half: 11-17 .647	Game: .558	DEADBALL
F Throw%	1st Half: 12-14 .857	2nd Half: 5-8 .635	Game: .773	REBOUNDS
				4

Officials: Forte, Clougherty, Donaghy
 Technical fouls: Arkansas - Eddie Sutton
 Attendance: 7,529 (arena record)

Score by Periods	1st	2nd	Total
North Carolina	34	30	64
Arkansas	38	27	65

North Carolina was 19-0 and ranked No. 1 nationally when the Tar Heels visited Pine Bluff. Arkansas was on its way to a second-place finish in the Southwest Conference and had defeated SMU in Dallas the day before.

Violent weather kept the Hogs from flying to Pine Bluff until the morning of the game, and the Razorbacks arrived in town two hours before the nationally televised contest.

If the Razorbacks were weary, they showed no signs of it. They defended North Carolina fiercely, holding the Tar Heels to 45 percent shooting. North Carolina had plenty of weapons. Michael Jordan, Sam Perkins and Brad Daugherty, all future NBA stars, were in the starting lineup along with Steve Hale, a guard from Tulsa whose second choice of schools was Arkansas.

The Hogs were armed with Joe Kleine and Alvin Robertson, but the unsung heroes were Darryl Bedford and Charles Balentine. Bedford, a freshman who had been a little used reserve, hit all six of his shots and scored 12 points. Balentine, of course, was the hero at the end.

A crowd of 7,529 was in a frenzy from the opening tipoff to the final buzzer. They watched Jordan score 21 points and Kleine answer with 20. Perkins had 17 and Hale 15. Leroy Sutton scored 11 points, Balentine 10 and Robertson nine for the Hogs.

North Carolina's largest lead of the first half was five points. UA led by as many as seven before taking a 38-34 advantage at the break. The second half was a nailbiter and the Tar Heels led by one with only seconds to play. Balentine drove the baseline and hit an eight-footer to give Arkansas the lead before UNC missed a buzzer shot.





UA's players and fans begin celebrating last year's victory over 10th-ranked and eventual national champion Florida.

It was back to the NCAAs in 1998 as the Razorbacks, who got 10.4 points and an SEC-leading 9.8 rebounds per game from Nick Davis, won 24 games and reached the second round with a win over Nebraska.

Arkansas won its 10th straight NCAA Tournament first-round game in 1999 as Pat Bradley set school records for career three-point shooting (366-915, .400). Derek Hood recorded more double-doubles than anyone in UA history (34) and also led the league in rebounding (10.3), and Kareem Reid broke Mayberry's career record for assists (748).

UA also had one of the most unique weeks in its basketball history. The final two home games came over a five-day span against No. 5 Kentucky and No. 2 Auburn. Never before had Arkansas played two top 10 teams at home in the same week. Arkansas beat UK, 74-70, and topped Auburn, 104-88.

Following an up-and-down season in 2000, Arkansas won four games in four days, including wins over No. 16 Kentucky, No. 10 LSU and No. 23 Auburn to win the school's first SEC Tournament title. Brandon Dean was the MVP after averaging 15.2 points in the title run.

The 2001 club rebounded from an 0-3 league start with a six-game winning streak late in the year to earn Arkansas' 13th NCAA Tournament appearance in 14 years and its 15th straight postseason tournament berth.

The Nolan Richardson era came to an end in 2002 when he was released from his contract. The Razorbacks dropped to 14-15, including a 13-14 mark under Richardson. Mike Anderson was 1-1 as interim head coach for the last two games of the season.

Stan Heath has rebuilt the roster the last four years with recruiting classes ranked as high as No. 13 by Rivals.com in 2004 and No. 7 by *Hoop Scoop* in 2003. In 2005, the Razorbacks won the Paradise Jam tournament title and went 18-12.

In 2006, Heath guided Arkansas back to the NCAA Tournament behind guards Ronnie Brewer (18.4 ppg), Jonathon Modica (16.1 ppg) and Eric Ferguson (8.1 ppg). Brewer (18.4 ppg), an honorable mention All-American, led the SEC in steals (2.6), Modica was second-team All-SEC and Ferguson the league's Sixth Man of the Year. The Razorbacks recorded wins over a pair of 10th-ranked opponents (Florida and Tennessee), went 22-10, tied for second in the Western Division and led the league with a 15-1 home record.



Sidney Moncrief and Larry Bird put on a great show in the 1979 Midwest Regional Final.

A Final Four team in 1978, Arkansas was not expected to return in 1979 with the loss of Ron Brewer and Marvin Delph, two of the famed "Triplets." Sidney Moncrief, however, almost single-handedly pushed his team to greater heights than anyone expected.

Moncrief, senior Steve Schall and a cast of sophomores and freshmen put together a 14-game winning streak late in the year and arrived at the Midwest Regional finals ready to challenge No. 1-ranked and unbeaten Indiana State, and superstar Larry Bird. The stakes were a spot in the Final Four.

Bird was awesome. The Hogs simply could not stop him. With 9:22 left, he already had 27 points. Razorback Coach Eddie Sutton then made the ultimate gamble. He put the 6-4 Moncrief on the 6-9 Bird for the final seven minutes.

Bird scored just four more points. Moncrief, meanwhile, was almost as unstoppable as Bird had been. He finished with 24 points and eight rebounds, and had his team in a position to win late. Arkansas had the ball with 1:31 left and holding for the last shot with the score tied 71-71.

With 1:02 remaining, U.S. Reed tripped and was called for walking, giving the Sycamores the ball.

ISU held for the last shot, but could not get the ball to Bird, who was smothered by Moncrief. It was Bob Heaton who launched the shot with two seconds left and the Hogs watched helplessly as it hit both sides of the rim before dropping through, depriving the Hogs of a second straight trip to the Final Four.

INDIANA STATE 73, ARKANSAS 71

MIDWEST REGIONAL // ELITE EIGHT // MARCH 17, 1979
RIVERFRONT COLISEUM // CINCINNATI, OHIO // Att.: 17,166

INDIANA ST.

##Player	Tot-FG			Rebounds			A	TO	BLK	S	MIN	
	FG	FGA	FT	Tot	PF	TP						
42 Alex Gilbert *	6	9	0	0	2	3	12	0	0	2	0	22
40 Brad Miley *	3	3	0	0	4	2	6	3	1	0	0	35
33 Larry Bird *	12	22	7	8	10	3	31	3	2	0	1	40
23 Steve Reed *	0	1	0	0	0	3	0	5	0	0	0	32
22 Carl Nicks *	5	11	3	4	0	4	13	3	3	0	0	33
30 Bob Heaton	4	5	0	0	1	0	8	0	0	0	0	16
44 Leroy Staley	1	4	1	3	3	1	3	0	1	0	1	22
TEAM												
Totals	31	55	11	15	20	16	73	14	7	2	2	200

FG% 1st Half: 15-30 .500 2nd Half: 16-25 .640
F Throw% 1st Half: 7-11 .636 2nd Half: 4-4 1.000

Game: .564 DEADBALL REBOUNDS 2
Game: .733

ARKANSAS

##Player	Tot-FG			Rebounds			A	TO	BLK	S	MIN	
	FG	FGA	FT	Tot	PF	TP						
20 Alan Zahn *	5	7	0	0	3	3	10	3	1	0	0	30
44 Scott Hastings *	3	7	4	4	3	2	10	3	3	0	0	40
30 Steve Schall *	6	7	0	2	4	4	12	2	1	0	0	40
24 U.S. Reed *	4	8	3	3	4	5	11	2	1	0	0	34
32 Sidney Moncrief *	10	16	4	4	8	2	24	2	3	0	0	40
40 Tony Brown	0	0	0	0	0	0	0	1	0	0	0	4
34 Mike Young	2	2	0	0	1	1	4	1	0	0	0	12
TEAM												
Totals	30	47	11	13	25	17	71	14	10	0	0	200

FG% 1st Half: 16-25 .640 2nd Half: 14-22 .636
F Throw% 1st Half: 7-9 .778 2nd Half: 4-4 1.000

Game: .638 DEADBALL REBOUNDS 0
Game: .846

Officials: Weiler, Nichols, Robinson
Technical fouls: None
Attendance: 17,166

Score by Periods	1st	2nd	Total
Indiana St.	37	36	73
Arkansas	39	32	71

No.1 INDIANA STATE 73, No. 5 ARKANSAS 71

NCAA REGIONAL FINAL
MARCH 17, 1979, AT CINCINNATI, OHIO





UA IN THE FINAL FOUR



Al Dillard played just 12 minutes a game during the national championship season of 1994, but he was third on the team in scoring (8.9 ppg). In the same role the following season, he averaged 6.8 points a game as the Hogs reached the NCAA title game.

During Arkansas' long, illustrious basketball history, the Razorbacks have been to the NCAA Final Four six times.

The Hogs have earned 28 bids to the NCAA Tournament and made 27 appearances, missing the 1944 event due to a car accident prior to the first-round games.

Only eight schools in the entire country have been to the Final Four more than Arkansas, and only eight schools have earned more than UA's 28 NCAA Tournament bids. Among Southeastern Conference schools, only Kentucky has been to the NCAA Tournament more often. In fact, Arkansas, Kentucky, LSU, Georgia, Mississippi State and Florida are the only league schools to reach the Final Four.

It was tougher to get in the tournament in the early days, but it also took fewer games to win the title.

In the 1940s, only eight teams participated in the NCAA Tournament, which first became an event in 1939. Up to that point, the NIT was the top national post-season tournament. Twice in the '40s, the Razorbacks advanced to the Final Four.

The 1941 Hogs roared through the Southwest Conference with a 12-0 mark and carried a 19-2 record into the tournament. Arkansas downed Wyoming, 65-40, to reach the

ARKANSAS 74, UCLA 70

WESTERN REGIONAL // SWEET 16 // MARCH 16, 1978
UNIVERSITY ARENA // ALBUQUERQUE, N.M. // Att.: 17,750

UCLA

#/Player	Tot-FG				Rebounds			A	TO	BLK	S	MIN
	FG	FBA	FT	FTA	Tot	PF	TP					
24 David Greenwood *	8	13	1	4	4	5	17	2	2	2	1	39
35 James Wilkes *	3	5	0	0	0	5	6	1	1	0	1	21
31 Gig Sims *	0	1	0	0	4	2	0	1	1	1	0	13
22 Raymond Townsend *	1	11	0	0	2	2	2	2	2	0	0	26
24 Roy Hamilton *	9	16	1	2	1	4	19	6	3	0	4	36
14 Brad Holland	5	8	0	0	0	2	8	2	1	0	0	20
32 Darrel Allums	6	7	0	2	10	4	12	0	2	0	1	27
50 Marvel Thomas	1	1	0	0	2	0	2	0	0	0	0	1
55 Kiki Vandeweghe	2	4	0	0	4	0	4	0	1	1	0	17
TEAM					3							
Totals	34	67	2	8	30	24	70	14	13	4	7	200

FG% 1st Half: 14-28 .500 2nd Half: 20-39 .512 Game: .507 DEADBALL REBOUNDS
F Throw% 1st Half: 1-5 .200 2nd Half: 1-3 .333 Game: .250 2

ARKANSAS

#/Player	Tot-FG				Rebounds			A	TO	BLK	S	MIN
	FG	FBA	FT	FTA	Tot	PF	TP					
42 Jim Counce *	0	1	2	2	3	0	2	3	5	0	2	39
44 Marvin Delph *	11	14	1	1	10	2	23	0	3	0	1	40
30 Steve Schall *	4	7	0	0	2	4	8	1	2	1	2	20
10 Ron Brewer *	5	14	8	10	5	0	18	5	4	0	0	40
32 Sidney Moncrief *	7	13	7	13	11	2	21	1	1	1	0	39
20 Alan Zahn	1	1	0	0	2	3	2	1	1	0	0	21
24 U.S. Reed	0	0	0	2	0	0	0	0	0	0	0	1
TEAM					3							
Totals	28	50	18	28	36	12	74	11	16	2	5	200

FG% 1st Half: 19-30 .633 2nd Half: 9-20 .450 Game: .560 DEADBALL REBOUNDS
F Throw% 1st Half: 4-5 .800 2nd Half: 14-23 .608 Game: .642 3

Officials: Henry Nichols, Charles Fouty
Technical fouls: None
Attendance: 17,750

Score by Periods	1st	2nd	Total
UCLA	29	41	70
Arkansas	42	32	74

It had been an incredible year for Arkansas. The Razorbacks repeated as Southwest Conference champs but had to nervously await an NCAA at-large bid when they were eliminated from the league tournament by Houston in the semifinals. The "Triplets," Ron Brewer, Sidney Moncrief and Marvin Delph, were the ringleaders of one of the greatest teams in school history.

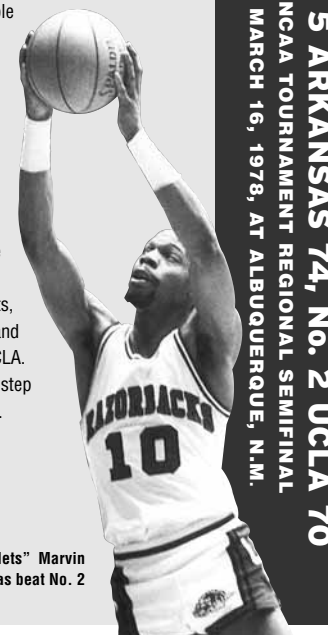
Still, the Hogs were underdogs and a new kid on the NCAA block when they faced second-ranked UCLA in the third round at Albuquerque. David Greenwood was the leader of the Bruins, who weren't far removed from their incredible string of NCAA championships.

UCLA was stunned as Arkansas roared to a 40-22 lead that was cut to 42-29 by half-time. The Bruins didn't panic. They pressed the Hogs and took a 60-58 lead.

Brewer tied the game with two free throws, Steve Schall hit a short turnaround and Delph drilled a jump shot to put the Hogs back in front. By game's end the Razorbacks were going strong.

Delph sizzled by hitting 11 of his 14 shots, finishing with 23 points. Moncrief had 21 and Brewer 18. Greenwood finished with 17 for UCLA.

The victory moved the Razorbacks a step closer to their eventual trip to the Final Four.



Ron Brewer had 18 points while fellow "Triplets" Marvin Delph had 23 and Sidney Moncrief 21 as Arkansas beat No. 2 UCLA on the way to the 1978 Final Four.

4

No. 5 ARKANSAS 74, No. 2 UCLA 70
NCAA TOURNAMENT REGIONAL SEMIFINAL
MARCH 16, 1978, AT ALBUQUERQUE, N.M.





ARKANSAS IN THE FINAL FOUR

- 1941 > TIED FOR THIRD
- 1945 > TIED FOR THIRD
- 1978 > THIRD
- 1990 > TIED FOR THIRD
- 1994 > NATIONAL CHAMPION
- 1995 > RUNNER-UP

U.S. Reed's midcourt buzzer-beater knocked off defending national champion Louisville in 1981 and was ranked by *Sports Illustrated* as the second-most historic event in college basketball behind North Carolina State's title game win over Houston in 1983.




A MOMENT TO REMEMBER
U. S. REED BEATS LOUISVILLE

Defending NCAA champion Louisville and Southwest Conference champion Arkansas clawed at each other for 39 minutes and 55 seconds in the second round of the NCAA Tournament and the scoreboard read Louisville 73, Arkansas 72 after Derek Smith's short jumper for the Cardinals.

The Razorbacks, who had led by six points with 2:13 left, called timeout. U.S. Reed took the inbounds pass and coolly dribbled to the midcourt area near the sideline. With a second left on the clock, he launched a desperation 49-footer. The only thing desperate after the shot was the look on the faces of the Louisville players as they watched the ball hit nothing but net.

Reed shook hands with everyone on the press table after hitting a shot that will live forever in the minds of Razorback fans. He finished with 19 points. Darrell Walker had 23 and the Hogs were still alive in the NCAA Tournament.



Lenzie Howell, who averaged 13.9 points a game for the year and was the NCAA Tournament Midwest Regional MVP, helped UA knock off Princeton, Dayton, North Carolina and Texas to reach the 1990 Final Four.

5

No. 20 ARKANSAS 74, No. 12 LOUISVILLE 73
NCAA TOURNAMENT SECOND ROUND
MARCH 14, 1981, AT AUSTIN, TEXAS

ARKANSAS 74, LOUISVILLE 73

MIDWEST REGIONAL > SECOND ROUND > MARCH 14, 1981
FRANK ERWIN CENTER > AUSTIN, TEXAS > Att.: 8,523

ARKANSAS

##Player	Tot-FG			Rebounds			TP	A	TO	BLK	S	MIN
	FG	FGA	FT	Tot	PF							
40 Tony Brown *	1	3	0	0	2	5	2	0	2	0	1	3
42 Keith Peterson *	2	4	4	6	6	3	8	0	2	0	1	39
44 Scott Hastings *	2	8	8	8	8	4	12	0	2	0	0	32
20 Darrell Walker *	9	15	5	7	4	3	23	3	1	0	2	40
24 U.S. Reed *	7	14	5	6	6	3	19	6	5	1	3	40
43 Greg Skulman	0	0	0	0	0	0	0	1	2	0	0	4
34 Mike Young	4	7	2	2	0	2	10	1	5	0	0	25
45 Carey Kelly	0	1	0	1	1	3	0	0	1	0	0	13
12 Brad Friess	0	0	0	0	0	0	0	0	0	0	0	4
TEAM					7							
Totals	25	52	24	30	34	23	74	11	20	1	7	200

FG%	1st Half: 15-34 .441	2nd Half: 10-18 .555	Game: .480	DEADBALL
F Throw%	1st Half: 7-8 .875	2nd Half: 17-22 .727	Game: .800	REBOUNDS
				0

LOUISVILLE

##Player	Tot-FG			Rebounds			TP	A	TO	BLK	S	MIN
	FG	FGA	FT	Tot	PF							
43 Derek Smith *	5	9	0	0	7	4	10	5	6	1	1	35
22 Rodney McCray *	4	4	3	5	5	5	11	2	1	0	3	25
33 Charles Jones *	4	4	2	4	3	3	10	0	1	4	0	31
4 Lancaster Gordon *	3	6	2	3	4	2	8	1	2	1	1	30
5 Jerry Eaves *	3	11	3	5	4	2	9	3	8	0	1	35
21 Scooter McCray	5	9	1	4	4	4	11	0	0	2	2	23
34 Roger Burkman	0	0	4	4	1	5	4	0	0	0	0	8
44 Poncho Wright	2	5	6	6	0	1	10	1	1	0	2	10
14 Greg Deuser	0	1	0	0	0	0	0	1	1	0	0	3
TEAM					1							
Totals	26	49	21	31	29	26	73	13	20	8	10	200

FG%	1st Half: 12-18 .667	2nd Half: 14-31 .452	Game: .531	DEADBALL
F Throw%	1st Half: 9-15 .600	2nd Half: 12-15 .800	Game: .677	REBOUNDS
				2

Officials: Dale Kelly, James Howell, Bobby Dialer
 Technical fouls: None
 Attendance: 8,523

Score by Periods	1st	2nd	Total
Arkansas	37	37	74
Louisville	33	40	73



Final Four at Kansas City. Washington State handed the Razorbacks a 64-53 setback, meaning Arkansas and Pittsburgh tied for third since there was no third-place game.

UA returned in 1945, again to Kansas City. Arkansas was 16-8 entering the tournament but edged Oregon, 79-76, to reach the Final Four. Eventual national champion Oklahoma State, which Arkansas had defeated once earlier in the season, downed the Hogs and UA tied Ohio State for third place.

It took 33 years for Arkansas to return. In 1978, the Hogs were Southwest Conference champs and beat Weber State, second-ranked UCLA and California-Fullerton to advance to the Final Four at St. Louis. Top-ranked Kentucky led by just one with two minutes to play and posted a 64-59 victory.

There was a third-place game and Ron Brewer hit a buzzer shot from the top of the circle to send the Razorbacks past Notre Dame, 71-69. Brewer had 20 points and Marvin Delph 21 in their final game as Razorbacks.

Nolan Richardson guided the Hogs to the Final Four in 1990, 1994 and '95.

In 1990, wins over Princeton, Dayton, North Carolina and Texas earned Arkansas a trip to Denver. UA was 30-4 heading into a semifinal showdown with Duke.

Richardson took his club to Denver a day early to adjust to the altitude, but the Hogs fell behind early in both halves and used plenty of adrenaline to catch up. UA led 69-62 with 10:38 remaining, but ran out of gas. Duke came back and won, 97-83, but also used most of its energy. The Blue Devils were beaten by Nevada-Las Vegas in the title game while UA tied Georgia Tech for third.

The ultimate came in 1994. The Hogs downed North Carolina A&T, Georgetown, Tulsa and Michigan to advance to the Final Four at Charlotte, N.C. The win over Arizona was Arkansas' first ever in the national semifinals and set up a clash with Duke.

With the score tied with less than a minute to play, a well-defended Scotty Thurman hit a three-pointer to lead the Razorbacks to a 76-72 victory and the national title.

With every starter from the championship squad returning, the Hogs were favored to return to the Final Four in 1995, and they did. Texas Southern, Syracuse, Memphis and Virginia were knocked off along the way to the Final Four at Seattle, but none of the wins came by more than six points.

Arkansas fell behind early but rallied to get by North Carolina in the semifinals. Playing in the NCAA championship game for the second straight year, Arkansas came up short in an 89-78 loss to UCLA.



Steve Schall and Arkansas lost their 1978 Final Four semifinal game to Kentucky, but they beat Notre Dame in the third-place game.

ARKANSAS 106, LSU 92 (OT)

MARCH 3, 1992

BARNHILL ARENA > FAYETTEVILLE, ARK. > Att.: 9,518

LSU

#Player	Tot-FG		3-Pt		FT	FTA	Rebounds		Tot	PF	TP	A	TO	BLK	S	MIN
	FG	FGA	FG	FGA			OF	DE								
22 Clarence Ceasar *	6	15	3	8	0	0	2	6	8	5	15	6	2	1	3	37
24 Vernel Singleton *	6	8	1	1	10	11	5	2	7	5	23	1	2	0	0	37
33 Shaquille O'Neal *	9	17	0	0	3	5	5	9	14	3	21	0	2	2	0	42
4 Jamie Brandon *	5	10	2	4	0	0	2	1	3	3	12	8	3	0	0	44
10 Maurice Williamson *	6	11	4	5	1	2	0	0	0	3	17	4	2	0	2	34
43 Geert Hammink	0	0	0	0	0	0	0	1	1	0	0	1	1	0	0	3
25 Paul Marshall	0	2	0	2	0	0	0	0	0	1	0	1	0	0	1	11
5 Justin Anderson	1	5	1	4	1	2	1	0	1	2	4	2	1	0	0	15
32 Harold Boudreaux	0	0	0	0	0	0	0	0	0	0	0	0	0	0	0	1
11 Mike Hansen	0	0	0	0	0	0	0	0	0	0	0	0	1	0	0	1
TEAM							2	2								
Totals	33	68	11	24	15	20	17	19	36	22	92	23	14	3	6	225

FG%	1st Half: 21-35 .571	2nd Half: 12-33 .364	Game: .485	DEADBALL
3-Pt. FG%	1st Half: 7-14 .500	2nd Half: 4-10 .400	Game: .417	REBOUNDS
F Throw%	1st Half: 2-5 .400	2nd Half: 13-15 .867	Game: .750	3

ARKANSAS

#Player	Tot-FG		3-Pt		FT	FTA	Rebounds		Tot	PF	TP	A	TO	BLK	S	MIN
	FG	FGA	FG	FGA			OF	DE								
34 Roosevelt Wallace *	4	7	0	0	0	2	2	4	6	0	8	2	2	0	0	15
3 Warren Linn *	5	9	3	6	0	0	0	1	1	1	13	3	0	0	0	34
25 Oliver Miller *	4	6	0	1	2	4	3	7	10	4	10	2	2	3	3	41
10 Todd Day *	7	13	1	4	12	15	3	5	8	3	27	3	3	0	3	43
11 Lee Mayberry *	12	18	9	12	2	2	1	1	2	0	35	7	2	0	0	42
35 Isaiah Morris	1	4	0	0	0	0	0	0	0	1	2	0	0	0	0	9
21 Darrell Hawkins	4	7	0	0	3	3	0	0	0	3	11	0	1	0	0	28
23 Ken Biley	0	0	0	0	0	0	0	0	0	0	1	0	0	0	0	3
20 Robert Shepherd	0	0	0	0	0	0	0	0	0	0	1	0	0	0	0	8
12 Clint McDaniel	0	0	0	0	0	0	0	0	0	0	0	1	0	0	0	2
TEAM							2	1	3							
Totals	37	64	13	23	19	26	11	19	30	12	106	19	11	3	9	225

FG%	1st Half: 14-29 .483	2nd Half: 23-35 .657	Game: .578	DEADBALL
3-Pt. FG%	1st Half: 6-10 .600	2nd Half: 7-13 .538	Game: .565	REBOUNDS
F Throw%	1st Half: 2-7 .286	2nd Half: 17-19 .895	Game: .731	5

Officials: John Clougherty, Duke Edsall, Frank Scagliotta
 Technical fouls: None
 Attendance: 9,518

Score by Periods	1st	2nd	OT	Total
LSU	51	36	5	92
Arkansas	36	51	19	106

It was Arkansas' first year as a member of the Southeastern Conference. Earlier in the season, Todd Day had exploded for a career-high 43 points as the Razorbacks defeated LSU, 101-90, at Baton Rouge. The Tigers recovered from the defeat, though, and by the time they arrived at Barnhill Arena, they had tied the Hogs for the SEC lead.

LSU's first ever visit to Fayetteville would determine the SEC championship.

The Tigers started strong. Shaquille O'Neal did his best to quiet an overflow crowd of 9,518 with 11 points in the opening half as LSU roared to a 51-36 advantage. O'Neal, however, scored his last points with 11:37 remaining to give the Tigers a 69-58 lead before the Razorbacks charged back.

Lee Mayberry, who hit a then-school record nine three-point field goals and finished with 35 points, teamed with Day, who finished with 27, to bring the Hogs from behind. Mayberry's last three-pointer tied the game at 87-all and Oliver Miller blocked O'Neal's shot at the buzzer to force overtime.

Arkansas blitzed the Tigers, 19-5, in the extra period. Day scored nine points and Mayberry had four during that time. The victory sent Barnhill Arena into a frenzy and the Razorbacks on the way to their first SEC title.



Oliver Miller had 10 points, 10 rebounds, three blocked shots and three steals against the Tigers.

9

NO. 7 ARKANSAS 106, NO. 23 LSU 92 (OT)
 MARCH 3, 1992, AT FAYETTEVILLE





THE NATIONAL CHAMPIONSHIP

UA BASKETBALL HISTORY



Corliss Williamson was named the Most Outstanding Player of the 1994 Final Four after averaging 26.0 points and 10.5 rebounds in Arkansas' two wins.

Without a senior in the starting lineup, playing in the most palatial arena in college basketball with the President of the United States attending four games and led by a coach with a system that could not be drawn up on a blackboard, Arkansas vaulted into the elite of the elite when the Razorbacks won the 1994 NCAA championship.

Construction workers built Bud Walton Arena in record time and the 19,200-seat showcase dazzled fans and opponents as much as the Razorbacks did. Sellout crowds each time the doors were opened watched the Hogs go 16-0 at home. Only one game, the 84-83 victory over LSU, was decided by fewer than 10 points. UA won those 16 games by an average of 30 points.

UA blitzed Murray State, 93-67, in the Bud Walton Arena opener on Nov. 29, but the building was dedicated a few nights later when Missouri came to Fayetteville for an ESPN showcase game. The Dec. 2 game was decided in the first few minutes as Arkansas roared to a 120-68 victory over a Missouri club which went unbeaten in the Big Eight and came within one victory of reaching the Final Four.

Ranked No. 1 nationally for 10 weeks during the regular season, the Hogs lost only twice during the regular campaign. Alabama beat Arkansas, 66-64, in Tuscaloosa, and Mississippi State edged the Hogs, 72-71, in Starkville.

Sophomores Corliss Williamson and Scotty Thurman carried much of the load, and junior Corey Beck was the blue collar leader. When the Hogs had to score, they went inside to Williamson, who averaged 20.4 points per game. He shot .626 from the field and 70 percent at the free throw line.

7

Arkansas already had a two-game lead over Texas in the Southwest Conference when the Razorbacks invaded Austin for a nationally televised game.

The Hogs owned a four-game winning streak over the Longhorns, and it was a must-win situation for Texas. The Razorbacks led for most of the first half but Texas gained a five-point advantage midway through the second half. It was 77-72 'Horns when Todd Day fouled out for Arkansas 3:31 from the end.

Texas still led, 86-83, and had Travis Mays at the free throw line with 12 seconds left, but Mays missed the free throw and Lee Mayberry stunned the Texas crowd of more than 16,000 with a long three-pointer three seconds from the buzzer to send the game into overtime.

Arkansas made sure Texas never recovered. A three-pointer by Ernie Murry got the Hogs started and Mayberry's jumper at 3:20 put the Hogs in front to stay. Mayberry and Lenzie Howell each scored 23 points to offset 24 by Joey Wright, 23 by Mays and 22 by Lance Blanks. The victory gave Arkansas a three-game lead it never surrendered on its way to the SWC title.



Lee Mayberry's deep three sent the game to overtime and Arkansas never looked back.

ARKANSAS 103, TEXAS 96 (OT) FEBRUARY 4, 1990 ERWIN CENTER > AUSTIN, TEXAS > Att.: 16,231

##Player	Tot-FG			3-Pt			Rebounds			Tot	PF	TP	A	TO	BLK	S	MIN
	FG	FGA	FG%	FG	FGA	FG%	OF	DE	REB								
10 Todd Day *	7	16	0	0	3	4	3	2	5	5	17	1	3	2	3	33	
24 Lenzie Howell *	10	19	0	0	3	5	1	3	4	2	23	2	3	1	3	31	
55 Mario Credit *	0	2	0	0	0	0	1	1	2	2	0	0	0	1	2	10	
11 Lee Mayberry *	9	16	2	4	3	3	1	6	7	4	23	3	5	0	0	43	
20 Arlyn Bowers *	0	4	0	1	2	2	0	1	1	3	2	0	0	0	0	11	
14 Ernie Murry	3	6	2	3	1	1	1	3	4	2	9	2	0	0	2	18	
21 Darrell Hawkins	1	2	0	0	0	0	0	1	1	0	2	0	2	0	0	6	
22 Cannon Whitby	0	0	0	0	0	0	0	0	0	0	0	0	0	0	0	1	
25 Oliver Miller	3	11	0	0	2	5	8	13	4	8	0	4	10	4	4	32	
31 Ron Huery	4	7	0	0	7	9	0	3	3	4	15	4	1	2	0	32	
42 Larry Marks	2	3	0	0	0	0	0	0	0	4	0	0	0	0	0	8	
TEAM							1	4	5								
Totals	39	86	4	8	21	26	13	32	45	26	103	12	18	16	14	225	

FG%	1st Half: 18-38 .473	2nd Half: 21-48 .437	Game: .453	DEADBALL
3-Pt. FG%	1st Half: 1-4 .250	2nd Half: 3-4 .750	Game: .500	REBOUNDS
F Throw%	1st Half: 7-9 .777	2nd Half: 14-17 .823	Game: .807	1

##Player	Tot-FG			3-Pt			Rebounds			Tot	PF	TP	A	TO	BLK	S	MIN
	FG	FGA	FG%	FG	FGA	FG%	OF	DE	REB								
32 Lance Blanks *	4	15	1	4	13	14	1	4	5	3	22	5	2	0	4	45	
42 Locksley Collie *	4	14	0	0	7	12	9	7	16	5	15	1	4	0	0	38	
44 Guillermo Myers *	5	8	0	0	0	1	6	7	13	4	10	0	2	3	1	36	
12 Joey Wright *	7	15	3	6	7	7	2	4	6	3	24	4	9	0	1	44	
14 Travis Mays *	9	23	3	9	2	3	2	8	10	4	23	1	6	1	2	45	
3 Benford Williams	1	5	0	0	0	0	3	3	6	4	2	0	1	1	0	13	
11 Courtney Jeans	0	0	0	0	0	0	0	1	1	0	0	0	1	0	0	2	
55 George Muller	0	0	0	0	0	0	0	1	1	0	0	0	0	0	0	2	
TEAM							0	2	2								
Totals	30	80	7	19	29	37	23	37	60	23	96	11	25	5	8	225	

FG%	1st Half: 13-35 .371	2nd Half: 17-45 .378	Game: .375	DEADBALL
3-Pt. FG%	1st Half: 2-6 .333	2nd Half: 5-13 .385	Game: .368	REBOUNDS
F Throw%	1st Half: 12-14 .857	2nd Half: 17-23 .739	Game: .784	4

Officials: Mike Tanco, Wally Tanner, Larry Stubing
Technical fouls: None
Attendance: 16,231

Score by Periods	1st	2nd	OT	Total
Arkansas	44	42	17	103
Texas	40	46	10	96





The Razorbacks prepare to celebrate winning the 1994 national championship.

Thurman, though, was the last-minute hero. His three-pointer with seven seconds left gave Arkansas a one-point victory at Tennessee. He hit another three in the last 30 seconds to lift the Hogs past LSU at Baton Rouge in overtime.

Beck did much of the dirty work, defending with tenacity and leading the team in assists. He and junior Clint McDaniel probably were the best defensive guards in college basketball. Head coach Nolan Richardson certainly thought so. McDaniel also provided perimeter firepower, as did junior Dwight Stewart, Arkansas' fifth starter who was more a forward than a center.

Richardson used a deep bench to guide the Hogs to a 24-2 regular season finish. Al Dillard brought instant offense into any contest with his incredible three-point shooting range. He was Arkansas' third-leading scorer behind Williamson and Thurman (15.9 ppg) with an 8.9 average even though he played just more than 12 minutes a game. Roger Crawford, one of only two seniors on the squad, also brought instant firepower off the bench, but he was injured early in the NCAA Tournament run and was not available for the Final Four.

In his honor, UA players wore a No. 31 patch on their jerseys.

Freshmen Darnell Robinson and Lee Wilson, a pair of 6-11 centers, gave the Hogs size they didn't have in 1993 when they won 22 games and reached the Sweet 16 before falling to eventual national champion North Carolina. Senior Ken Biley and junior Elmer Martin also made significant contributions.

When President Bill Clinton visited Bud Walton Arena for a Dec. 28 blowout of Texas Southern, no one realized it would be a preview of later visits to the NCAA Tournament. The nation's most recognizable Razorback fan later appeared on the cover of *Sports Illustrated* wearing sweats presented by Richardson.

A 13-game winning streak was snapped by Kentucky in the SEC Tournament, but the Razorbacks were still seeded first in the Midwest Regional at Oklahoma City. Williamson scored 24 points and had seven rebounds in a 94-79 first-round victory over North Carolina A&T. He followed with 21 points and Robinson, making a surprise start, added 13 in the 85-73 second-round win over Georgetown.

Early in the year, Tulsa gave Arkansas a scare before the Hogs won in overtime, 93-91, in Tulsa. The Golden Hurricane surprised UCLA and Oklahoma State to reach the Sweet 16 with UA in Dallas. This one was no contest as Williamson and Thurman scored 21 each, and McDaniel 19 in a 103-84 victory.

Michigan was Arkansas' regional final foe and the Hogs could not contain

ARKANSAS 73, HOUSTON 68

MARCH 4, 1984

BARNHILL ARENA > FAYETTEVILLE, ARK. > Att.: 9,438

HOUSTON

#/Player	Tot-FG			Rebounds			TP	A	TO	BLK	S	MIN
	FG	FGA	FT	FTA	Tot	PF						
43 Michael Young *	7	16	8	9	4	2	22	2	0	0	0	40
41 Rickie Winslow *	4	8	3	5	5	5	11	1	3	0	1	31
35 Akeem Olajuwon *	5	6	0	0	6	5	10	0	1	5	0	33
21 Alvin Franklin *	7	13	7	7	3	2	21	3	4	0	0	36
45 Reid Gettys *	1	3	0	0	1	4	2	3	2	0	0	23
33 Benny Anders	0	1	0	1	0	0	0	0	1	0	2	9
11 Derek Giles	0	1	0	0	1	2	0	2	0	1	2	11
55 Greg Anderson	1	2	0	0	3	1	2	0	1	0	0	13
15 Eric Dickens	0	0	0	0	1	1	0	0	0	0	0	4
TEAM					2							
Totals	25	50	18	22	26	22	68	11	12	6	5	200

FG% 1st Half: 16-23 .696 2nd Half: 9-27 .333 Game: .500 DEADBALL REBOUNDS 2
F Throw% 1st Half: 4-7 .571 2nd Half: 14-15 .933 Game: .818

ARKANSAS

#/Player	Tot-FG			Rebounds			TP	A	TO	BLK	S	MIN
	FG	FGA	FT	FTA	Tot	PF						
33 Leroy Sutton *	4	6	0	0	4	4	8	0	0	0	0	36
24 Charles Balentine *	8	13	0	0	8	1	16	1	2	0	0	37
35 Joe Kleine *	6	10	10	10	5	4	22	1	3	0	0	39
14 Ricky Norton *	6	10	2	3	3	4	14	3	1	0	2	36
21 Alvin Robertson *	3	9	7	9	4	4	13	9	4	0	1	38
54 Darryl Bedford	0	2	0	0	0	1	0	0	0	0	0	4
30 Mike Ratliff	0	0	0	0	0	2	0	0	1	0	0	2
22 Robert Kitchen	0	1	0	0	0	0	0	1	0	0	0	2
12 Scott Rose	0	0	0	0	0	0	0	0	1	0	0	2
11 Jimmy Dykes	0	0	0	0	0	0	0	0	0	0	0	1
23 Kennan DeBose	0	0	0	0	0	0	0	0	0	0	0	1
52 Eric Poerschke	0	0	0	0	0	0	0	0	0	0	0	1
44 Jay Crane	0	0	0	0	0	0	0	0	0	0	0	1
TEAM					1							
Totals	27	51	19	22	25	20	73	15	12	0	3	200

FG% 1st Half: 17-29 .586 2nd Half: 10-22 .455 Game: .529 DEADBALL REBOUNDS 3
F Throw% 1st Half: 0-0 .000 2nd Half: 19-22 .864 Game: .864

Officials: Dibling, Stubing, Tanco
Technical fouls: Houston - Olajuwon
Attendance: 9,438

Score by Periods	1st	2nd	Total
Houston	36	32	68
Arkansas	34	39	73

Hakeem Olajuwon and Houston were on their way to their third consecutive Final Four, they were ranked second nationally and hadn't lost a Southwest Conference game in two years. The Cougars had gone 16-0 in 1983 and were 15-0 going into the regular season finale at Barnhill Arena.

Arkansas was outstanding as well. The Hogs already had upset top-ranked North Carolina at Pine Bluff, but at 13-2 couldn't catch Houston in the SWC standings. No one in the overflow crowd of 9,438 cared as they watched a terrific contest showcased by national television.

Olajuwon was held to 10 points before fouling out, but Michael Young picked up the slack with 22 and Alvin Franklin earned 21. They weren't as hot as the Hogs, though. Joe Kleine, whose inside power put Olajuwon in foul trouble, scored 22 points, hitting all 10 of his free throws. Charles Balentine added 16, Ricky Norton 14 and Alvin Robertson 13 points and nine assists.

Houston led at the half but saw its hopes dim when Olajuwon drew his fourth and fifth fouls in a 38-second span six minutes from the end while trying to stop Kleine inside. Kleine hit all four free throws and the Hogs had a huge victory.

Joe Kleine scored 22 points, forced Hakeem Olajuwon to foul out and the Hogs beat No. 2 Houston in 1984.

8

No. 12 ARKANSAS 73, No. 2 HOUSTON 68
MARCH 4, 1984, AT FAYETTEVILLE



ARKANSAS

28 NCAA TOURNAMENT BIDS



Juwan Howard, but neither could the Wolverines handle Thurman. With Williamson smothered by Michigan's inside defense and held to 12 points, Thurman tossed in 20 as UA reached the Final Four with a 76-68 win attended by President Clinton.

By the time the Hogs arrived at Charlotte, N.C., they were a confident bunch. They also had been somehow convinced by Richardson that they were not nationally respected, even though they had been ranked No. 1. Arizona was the semifinal opponent and the Wildcat guards, Damon Stoudamire and Khalid Reeves, were billed as the top offensive guards in the nation.

Beck and McDaniel were motivated to the hilt and smothered them. They combined to hit just 11 of their 43 shots, including just two of 22 three-point attempts. Williamson scored 29 points and grabbed 13 rebounds, and the Hogs advanced to the championship game with a 91-82 victory.

An entire state stood still on April 4, 1994. Arkansas fans who could not be there (more than 3,000 made the trip to Charlotte) watched and listened in every corner of the state. President Clinton was there again, and so was Duke, the 1991 and '92 national champion.


After an airtight first half that ended with Arkansas holding a 34-33 lead, Duke jumped out to a 10-point advantage in the first three minutes of the second half. However, the pace of the game picked up during the run and it never slowed down. The Razorbacks took advantage and were even with the Devils less than five minutes later.

When Arkansas built a 70-65 lead late in the contest, it looked safe, but Grant Hill's three tied the game with 1:29 remaining.

Although Williamson finished with 23 points, there was no doubt who would take the next shot for UA. Thurman launched a high-arching three-point attempt with only seconds left on the shot clock. The shot fell with 51 seconds left and when it settled through the net, the outcome had been determined. A pair of free throws by McDaniel and another by Dillard sealed Duke's fate, 76-72.

Once the national championship belonged to the Hogs, an entire state celebrated. President Clinton embraced Richardson on the court and later officially honored the Razorbacks at the White House.

The 1994 NCAA championship trophy is on display at Bud Walton Arena.



Clint McDaniel (above) and Corey Beck shut down Arizona's Damon Stoudamire and Khalid Reeves in the 91-82 semifinal victory in 1994.

UA BASKETBALL HISTORY

9

Auburn hadn't won a Southeastern Conference championship in 39 years but already had clinched the title and was ranked second nationally with a 25-1 record when the Tigers came to Bud Walton Arena for Arkansas' regular season home finale.

The Razorbacks had stunned fifth-ranked Kentucky four days earlier and believed a win over Auburn would clinch a spot in the NCAA Tournament.

It was an emotional evening before the game started. Seniors Derek Hood, Pat Bradley and Kareem Reid, record-setters who persevered through four sometimes-difficult seasons, were introduced to the Bud Walton fans for the final time.

Arkansas' fans created the noisiest environment Coach Nolan Richardson, his players and long-time followers of the program could ever remember. An overflow crowd of 20,298 nearly shook the building with an incredible level of exhortation. Not a player or coach on either side completed an interview without mentioning the crowd.

The game itself was airtight throughout the first half. The Hogs surged ahead by 10 points twice but a last second three-pointer by Tiger star Chris Porter carved the advantage to four by intermission. It was a one-point game with 16:26 left but a rebound basket by Hood spurred the Razorbacks to a 30-10 run that left Auburn in shock. Both teams were quick, but the Tigers must have thought there were more than five Hogs on the floor as the noise pushed Arkansas beyond its highest previous performance level of the campaign.

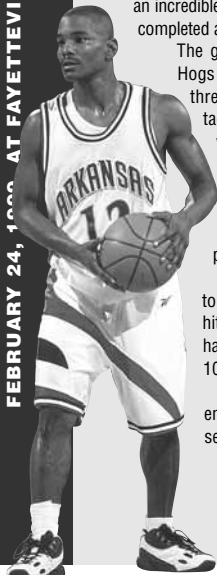
When it was over, the Razorbacks had a 16-point victory and a spot secured in the NCAA Tournament. Bradley hit five three-pointers and finished with 23 points. Hood had 18 points and 13 rebounds. Reid earned 10 points and 10 assists. Junior Chris Walker added 21 points.

It was Arkansas' finest execution of the season and the entire state was buzzing about the contest long after the season was concluded.

Following a win over No. 5 Kentucky five days earlier, Kareem Reid's 10 points and 10 assists helped the Razorbacks knock off second-ranked Auburn, which came in 25-1, in 1999.

ARKANSAS 104, No. 2 AUBURN 88

FEBRUARY 24, 1999 AT FAYETTEVILLE



ARKANSAS 104, AUBURN 88

FEBRUARY 24, 1999

BUD WALTON ARENA > FAYETTEVILLE, ARK. > Att.: 20,298

AUBURN

##Player	Tot-FG		3-Pt		FT	Rebounds		Tot	PF	TP	A	TO	BLK	S	MIN	
	FG	FGA	FG	FGA		OF	DE									
4 Chris Porter *	7	15	1	2	9	10	3	8	11	3	24	1	4	1	32	
13 Bryant Smith *	3	8	0	1	5	7	6	1	7	2	11	0	1	0	27	
34 Mamadou N'diaye *	4	6	0	0	0	0	4	4	8	3	8	1	1	1	26	
10 Scott Pohlman *	5	15	4	8	0	0	4	1	5	3	14	2	0	0	32	
50 Doc Robinson *	2	12	1	3	2	3	2	2	4	3	7	3	2	0	29	
42 Adrian Chilitest	2	3	0	1	0	1	0	0	0	1	4	2	0	0	13	
3 Reggie Sharp	0	5	0	2	0	0	1	3	4	1	0	2	0	0	11	
23 Daymeon Fishback	5	6	3	3	0	0	2	2	4	2	13	1	1	0	16	
12 Jay Heard	1	6	1	4	0	0	1	0	1	3	3	0	2	0	6	
31 Mack McGadney	2	5	0	3	0	0	0	0	0	5	4	0	0	0	5	
40 Abe Smith	0	0	0	0	0	0	0	0	0	0	0	1	0	0	1	
45 Adrian Person	0	2	0	2	0	0	0	1	1	0	0	0	0	0	2	
TEAM							4	1	5							
Totals	31	83	10	29	16	21	27	23	50	26	88	13	13	2	4	200

FG%	1st Half: 13-37 .351	2nd Half: 18-46 .391	Game: .373	DEADBALL
3-Pt. FG%	1st Half: 6-13 .462	2nd Half: 4-16 .250	Game: .345	REBOUNDS
F Throw%	1st Half: 8-12 .667	2nd Half: 8-9 .889	Game: .762	1

ARKANSAS

##Player	Tot-FG		3-Pt		FT	Rebounds		Tot	PF	TP	A	TO	BLK	S	MIN	
	FG	FGA	FG	FGA		OF	DE									
15 Chris Jefferies *	4	7	0	1	1	2	1	2	3	3	9	1	0	2	20	
41 Chris Walker *	6	11	5	7	4	6	3	4	7	1	21	2	3	0	32	
55 Derek Hood *	9	11	0	0	0	1	6	7	13	3	18	6	1	2	0	26
12 Kareem Reid *	2	11	0	6	6	6	2	1	3	3	10	10	1	0	3	29
22 Pat Bradley *	7	11	5	7	4	6	2	0	2	2	3	23	1	2	0	26
5 T.J. Cleveland	1	4	0	3	1	2	1	5	6	2	3	2	2	0	1	22
13 Brandon Dean	4	7	1	1	0	0	1	2	3	2	9	0	1	0	3	13
23 Teddy Gipson	1	5	0	2	2	2	1	1	2	0	4	4	1	0	1	15
52 Jason Jennings	0	0	0	0	2	4	0	3	3	2	2	0	0	0	5	5
54 Joe Dean Davenport	0	0	0	0	2	2	1	0	1	0	2	0	0	2	0	8
24 Lance Keeling	0	1	0	1	0	0	1	0	1	0	0	1	1	0	0	2
4 Jason Gilbert	1	2	1	2	0	0	0	0	0	0	3	0	0	0	0	2
TEAM							0	2	2							
Totals	35	70	12	30	22	31	17	29	46	19	104	27	12	6	8	200


FG%	1st Half: 14-33 .424	2nd Half: 21-37 .568	Game: .500	DEADBALL
3-Pt. FG%	1st Half: 7-14 .500	2nd Half: 5-16 .313	Game: .400	REBOUNDS
F Throw%	1st Half: 9-12 .750	2nd Half: 13-19 .684	Game: .710	4

Officials: David Bair, Tony Greene, Doug Shows
Technical fouls: None
Attendance: 20,298

Score by Periods	1st	2nd	Total
Auburn	40	48	88
Arkansas	44	60	104



ARKANSAS' NCAA CHAMPIONSHIPS



1994 Team Champion

INDIVIDUAL STATISTICAL CHAMPIONS

- 1991** Oliver Miller, 70.4 field goal percentage (254-361)
- 1976** Sidney Moncrief, 66.5 field goal percentage (149-224)*
- 1974** Rickey Medlock, 91.6 free throw percentage (87-95)
- 1961-63** Tommy Boyer, 89.2 career free throw percentage (315-353)**
- 1963** Tommy Boyer, 44 consecutive free throws, most by a major college player**
- 1963** Tommy Boyer, 91.3 free throw percentage (147-161)
- 1962** Tommy Boyer, 93.3 free throw percentage (125-134) (all-time NCAA record at the time)

* All-time NCAA record for a freshman
** Since broken

TEAM STATISTICAL CHAMPIONS

- 1999** 292 three-point field goals made
- 1995** 361 three-point field goals made*
- 1995** 721 assists
- 1995** 3,416 points scored
- 1995** 445 steals
- 1995** 39 games played
- 1994** 91.2 winning percentage (31-3)
- 1994** 301 three-point field goals made
- 1994** 687 assists
- 1994** 20.2 assists per game
- 1994** 91.2 winning percentage (31-3)
- 1994** 17.9-point margin of victory (93.4-75.6)
- 1992** 674 assists
- 1991** 3,783 points scored
- 1991** 467 steals
- 1989** 11.6 steals (372 in 32 games)
- 1978** 54.6 field goal percentage (1,060-1,943)
- 1977** 54.5 field goal percentage (849-1,558)
- 1962** .776 free throw percentage (502-647)

* All-time NCAA record

ARKANSAS 94, KENTUCKY 92

JANUARY 29, 1995

BUD WALTON ARENA > FAYETTEVILLE, ARK. > Att.: 20,298

KENTUCKY

#Player	Tot-FG		3-Pt		Rebounds			PF	TP	A	TO	BLK	S	MIN	
	FG	FGA	FG	FGA	FT	FTA	OF								DE
12 Rodrick Rhodes *	4	13	1	6	2	2	0	3	2	11	7	4	0	2	35
40 Walter McCarty *	7	9	2	3	0	0	2	5	7	4	16	2	0	0	24
10 Andre Riddick *	1	6	0	0	0	1	3	5	8	4	2	1	1	3	24
00 Tony Delk *	9	15	6	9	7	8	1	2	3	31	2	3	0	1	35
15 Jeff Sheppard *	5	9	2	5	2	2	1	2	3	5	14	2	3	0	26
32 Jared Prickett	1	2	0	0	0	0	0	1	1	2	2	0	1	0	9
25 Anthony Epps	2	3	2	3	2	2	0	0	0	8	4	1	0	1	15
24 Antoine Walker	1	3	1	1	0	0	0	1	1	3	1	2	1	0	12
41 Mark Pope	1	2	0	0	3	4	1	1	2	4	5	0	0	0	16
3 Chris Harrison	0	1	0	1	0	0	0	0	0	1	0	0	0	0	1
34 Scott Padgett	0	0	0	0	0	0	0	0	0	0	0	0	0	0	1
22 Allen Edwards	0	1	0	1	0	0	0	0	0	0	0	0	0	0	2
TEAM															
Totals	31	64	14	29	16	19	10	22	32	26	92	19	15	4	200

FG%	1st Half: 15-30 .500	2nd Half: 16-34 .471	Game: .484	DEADBALL
3-Pt. FG%	1st Half: 9-16 .563	2nd Half: 5-13 .385	Game: .483	REBOUNDS
F Throw%	1st Half: 8-11 .727	2nd Half: 8-8 1.000	Game: .842	2

ARKANSAS

#Player	Tot-FG		3-Pt		Rebounds			PF	TP	A	TO	BLK	S	MIN	
	FG	FGA	FG	FGA	FT	FTA	OF								DE
34 Corliss Williamson *	9	15	0	0	10	13	2	7	9	1	28	3	2	3	33
30 Scotty Thurman *	5	6	4	5	8	8	0	4	4	2	22	2	2	0	37
15 Dwight Stewart *	2	7	2	5	0	0	0	3	3	5	6	2	3	2	19
12 Clint McDaniel *	2	5	1	4	4	6	1	0	1	2	9	4	2	0	30
14 Corey Beck *	2	5	0	1	4	5	2	4	6	4	8	4	0	1	36
23 Reggie Garrett	3	6	1	2	1	1	0	0	0	4	8	0	1	0	17
44 Darnell Robinson	4	8	0	2	0	0	2	2	4	1	8	1	3	1	16
3 Al Dillard	2	4	1	2	0	0	0	0	0	1	5	0	1	0	8
33 Lee Wilson	0	1	0	0	0	0	1	1	2	0	0	0	0	1	0
21 Landis Williams	0	0	0	0	0	0	0	0	0	0	0	0	0	0	3
TEAM															
Totals	29	57	9	21	27	33	9	24	33	20	94	20	18	7	200

FG%	1st Half: 14-28 .500	2nd Half: 15-29 .517	Game: .509	DEADBALL
3-Pt. FG%	1st Half: 7-12 .583	2nd Half: 2-9 .222	Game: .429	REBOUNDS
F Throw%	1st Half: 14-16 .875	2nd Half: 13-17 .765	Game: .818	3

Officials: John Clougherty, Tom Lopes, David Day
Technical fouls: Kentucky - Sheppard
Attendance: 20,298

Score by Periods	1st	2nd	Total
Kentucky	47	45	92
Arkansas	49	45	94

Kentucky's second-ever trip to Fayetteville was a highly-anticipated event. CBS moved the game to Super Bowl Sunday to ensure a large audience for the nationally televised event.

The Wildcats were 13-2, including 7-0 in the Southeastern Conference. Arkansas, the pre-season No. 1 choice and defending national champion, had looked vulnerable at times during the season and was 15-

4 with a 4-3 SEC mark. By halftime it was obvious another special event was taking place, just as every Arkansas-Kentucky game had been. The Wildcats led by one when Reggie Garrett stunned the visitors with a halfcourt buzzer shot to give UA a 49-47 halftime lead.

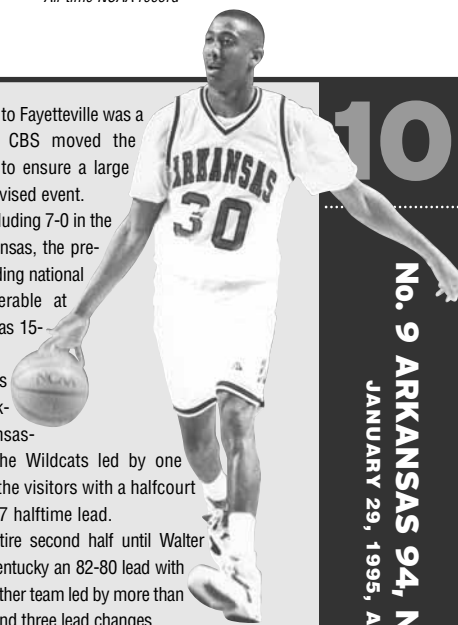
UA was tied or led the entire second half until Walter McCarty's short jumper gave Kentucky an 82-80 lead with 5:19 left. From that point on, neither team led by more than four, and there were three ties and three lead changes.

The teams traded salvos until Clint McDaniel made just one free throw with 51 seconds remaining. When McCarty scored on a put-back with 24 seconds to go, UK led by one.

Scotty Thurman, UA's greatest last-second shot maker ever, made sure the crowd went home happy. He drove past UK defenders, pulled up and hit an 18-footer with eight seconds to go to put the Razorbacks in front for good. McDaniel made a baseline steal in the final second and hit a free throw for the final two-point margin.

Thurman and Corliss Williamson combined for 50 points as the Hogs won their fourth straight regular season game over the Wildcats.

Scotty Thurman's pull-up jumper with eight seconds left was the game-winner against Kentucky.



10
No. 9 ARKANSAS 94, No. 5 KENTUCKY 92
JANUARY 29, 1995, AT FAYETTEVILLE





UA IN THE POST-SEASON

UA BASKETBALL UA IN THE POST-SEASON

NCAA Tournament Results (39-27, .591)

(28 NCAA Tournament appearances — ties for ninth-most in the nation)*

- 2006 OAKLAND REGIONAL**
1st rnd: Bucknell 59, Arkansas 55
- 2001 WEST REGIONAL**
1st rnd: Georgetown 63, Arkansas 61
- 2000 SOUTH REGIONAL**
1st rnd: Miami (Fla.) 75, Arkansas 71
- 1999 WEST REGIONAL**
1st rnd: Arkansas 94, Siena 80
2nd rnd: Iowa 82, Arkansas 72
- 1998 WEST REGIONAL**
1st rnd: Arkansas 74, Nebraska 65
2nd rnd: Utah 69, Arkansas 65
- 1996 EAST REGIONAL**
1st rnd: Arkansas 86, Penn State 80
2nd rnd: Arkansas 65, Marquette 56
Regional semifinal (Sweet 16):
Massachusetts 79, Arkansas 63
- 1995 MIDWEST REGIONAL**
1st rnd: Arkansas 79, Texas Southern 78
2nd rnd: Arkansas 96, Syracuse 94 (OT)
Regional semifinal (Sweet 16):
Arkansas 96, Memphis 91 (OT)
Regional Final (Elite Eight):
Arkansas 68, Virginia 61
- FINAL FOUR**
Semifinal: Arkansas 75, North Carolina 68
Championship game: UCLA 89, Arkansas 78
(National Runner-Up)
- 1994 MIDWEST REGIONAL**
1st rnd: Arkansas 94, North Carolina A&T 79
2nd rnd: Arkansas 85, Georgetown 73
Regional semifinal (Sweet 16):
Arkansas 103, Tulsa 84
Regional final (Elite Eight):
Arkansas 76, Michigan 68
- FINAL FOUR**
Semifinal: Arkansas 91, Arizona 82
Championship game: Arkansas 76, Duke 72
(National Champion)
- 1993 EAST REGIONAL**
1st rnd: Arkansas 94, Holy Cross 64
2nd rnd: Arkansas 80, St. John's 74
Regional semifinal (Sweet 16):
North Carolina 80, Arkansas 74
- 1992 MIDWEST REGIONAL**
1st rnd: Arkansas 80, Murray State 60
2nd rnd: Memphis State 82, Arkansas 80

- 1991 SOUTHEAST REGIONAL**
1st rnd: Arkansas 117, Georgia State 76
2nd rnd: Arkansas 97, Arizona State 90
Regional semifinal (Sweet 16):
Arkansas 93, Alabama 70
Regional final (Elite Eight):
Kansas 93, Arkansas 81
- 1990 MIDWEST REGIONAL**
1st rnd: Arkansas 68, Princeton 64
2nd rnd: Arkansas 86, Dayton 84
Regional semifinal (Sweet 16):
Arkansas 96, North Carolina 73
Regional final (Elite Eight):
Arkansas 88, Texas 85
- FINAL FOUR**
Semifinal: Duke 97, Arkansas 83
- 1989 MIDWEST REGIONAL**
1st rnd: Arkansas 120, Loyola-Marymount 101
2nd rnd: Louisville 93, Arkansas 74
- 1988 SOUTHEAST REGIONAL**
1st rnd: Villanova 82, Arkansas 74
- 1985 WEST REGIONAL**
1st rnd: Arkansas 63, Iowa 54
2nd rnd: St. John's 68, Arkansas 65
- 1984 EAST REGIONAL**
2nd rnd: Virginia 53, Arkansas 51 (OT)
- 1983 MIDEAST REGIONAL**
2nd rnd: Arkansas 78, Purdue 68
Regional semifinal (Sweet 16):
Louisville 65, Arkansas 63
- 1982 MIDWEST REGIONAL**
2nd rnd: Kansas State 65, Arkansas 64
- 1981 MIDWEST REGIONAL**
1st rnd: Arkansas 73, Mercer 67
2nd rnd: Arkansas 74, Louisville 73
Regional semifinal (Sweet 16):
LSU 72, Arkansas 56
- 1980 MIDWEST REGIONAL**
1st rnd: Kansas State 71, Arkansas 53
- 1979 MIDWEST REGIONAL**
2nd rnd: Arkansas 74, Weber State 63
Regional semifinal (Sweet 16):
Arkansas 73, Louisville 62
Regional final (Elite Eight):
Indiana State 73, Arkansas 71
- 1978 FAR WEST REGIONAL**
1st rnd: Arkansas 73, Weber State 52
Regional semifinal (Sweet 16):
Arkansas 74, UCLA 70
Regional final (Elite Eight):
Arkansas 61, California State-Fullerton 58

- FINAL FOUR**
Semifinal: Kentucky 64, Arkansas 59
Third-place game: Arkansas 71, Notre Dame 69
- 1977 MIDWEST REGIONAL**
1st rnd: Wake Forest 86, Arkansas 80
- 1958 WEST REGIONAL**
Regional final (Elite Eight):
Oklahoma State 65, Arkansas 40
Regional consolation:
Cincinnati 97, Arkansas 62
- 1949 WESTERN REGIONAL**
Regional final (Elite Eight):
Oregon State 56, Arkansas 38
Regional consolation:
Arkansas 64, Wyoming 40
- 1945 WESTERN REGIONAL**
Regional final (Elite Eight):
Arkansas 79, Oregon 76
- FINAL FOUR**
Oklahoma A&M 68, Arkansas 41
- 1941 WESTERN REGIONAL**
Regional final (Elite Eight):
Arkansas 52, Wyoming 40
- FINAL FOUR**
Semifinal: Washington State 64, Arkansas 53

*UA received a bid in 1944 but was unable to participate due to an automobile accident prior to the tournament.

National Invitation Tournament Results (4-3, .571)

- 1987** at Arkansas 67, Arkansas St. 64 (OT)
at Nebraska 78, Arkansas 71 (2nd round)
- 1997** at Arkansas 101, Northern Arizona 75
at Arkansas 76, Pittsburgh 71 (2nd round)
at Arkansas 86, Nevada-Las Vegas 73
(quarterfinals)
- FINAL FOUR (New York, N.Y.)**
Michigan 77, Arkansas 62 (semifinals)
Connecticut 74, Arkansas 64 (3rd place)

Preseason NIT Results (4-2, .667)

- 1991** at Arkansas 107, Vanderbilt 70
at Arkansas 110, Oklahoma 88
- FINAL FOUR (New York, N.Y.)**
Arkansas 98, Duke 88 (semifinals)
Arizona 89, Arkansas 77 (finals)
- 2002** at Arkansas 64, Maine 47
Wake Forest 76, at Arkansas 71



ARKANSAS' SCHOOL RECORDS IN NCAA TOURNAMENT PLAY

Arkansas' School Records in NCAA Tournament Play

INDIVIDUAL RECORDS

Most Points

(single game) 34, Mario Credit vs. Loyola-Marymount,
March 16, 1989
(career) 291, Corliss Williamson (1993-95)
(15 games)

Field Goals Made

(single game) 14, Mario Credit vs. Loyola-Marymount,
March 16, 1989 (21 attempts)
14, Todd Day vs. Alabama,
March 21, 1991 (24 attempts)
(career) 123, Corliss Williamson (1993-95)
(207 attempts; 15 games)

Field Goals Attempted

(single game) 24, Todd Day vs. Alabama,
March 21, 1989 (14 made)
24, Corliss Williamson vs. Duke,
April 4, 1994 (10 made)
(career) 207, Corliss Williamson (1993-95)
(123 made; 15 games)

Field Goal Percentage (min 8 attempts)

(single game) 1.000, Steve Schall vs. Weber State,
March 11, 1979 (9-9)

Free Throws Attempted

(single game) 14, Sidney Moncrief vs. Louisville,
March 15, 1979 (13 made)
14, Darrell Walker vs. Purdue,
March 19, 1983 (7 made)
(career) 82, Corliss Williamson (1993-95)
(57 made; 15 games)

Free Throws Made

(single game) 13, Sidney Moncrief vs. Louisville,
March 15, 1979 (14 attempts)
(career) 57, Corliss Williamson (1993-95)
(82 attempts; 15 games)

Free Throw Percentage (min 8 attempts)

(single game) 1.000, Scott Hastings (8-8) vs.
Louisville, March 14, 1981
(career) .901, Darrell Hawkins, 20-22
(1989-90, '91-92) (9 games)

Assists

(single game) 12, Keith Wilson vs. Loyola-Marymount,
March 16, 1989
(career) 69, Lee Mayberry (1989-92)
(13 games)

Steals

(single game) 8, Alvin Robertson vs. Purdue,
March 19, 1983
8, Alvin Robertson vs. Virginia,
March 18, 1984
(career) 31, Lee Mayberry (1989-92)
(13 games)

Blocks

(single game) 5, Corliss Williamson vs. Tulsa,
March 25, 1994
(career) 23, Oliver Miller (1989-92)
(13 games)

Turnovers

(single game) 10, Jim Counce vs. Wake Forest,
March 12, 1977



Todd Day holds Arkansas' NCAA Tournament single-game records of 24 shot attempts and 14 shots made, both against Alabama in 1989.

Minutes Played

(single game) 45, Joe Kleine and Alvin Robertson
vs. Virginia, March 18, 1984
(career) 483, Corliss Williamson (1993-95)
(15 games)

TEAM RECORDS

Points

(most) 120, vs. Loyola-Marymount,
March 16, 1989
(least) 38, vs. Oregon State, 1949

Field Goals Attempted

(most) 98, vs. Louisville, March 18, 1989
(35 made)
(least) 42, vs. Virginia, March 18, 1984
(20 made)

Field Goals Made

(most) 47, vs. Loyola-Marymount,
March 16, 1989 (81 attempts)
(least) 13, vs. Oregon State, March 18, 1949
(63 attempts)

Field Goal Percentage

(high) .680, vs. Wake Forest, March 12, 1977
(31-63)
(low) .206, vs. Oregon State, March 18, 1949
(13-63)

Free Throws Made

(most) 31, vs. Georgia State, March 15, 1991
(42 attempts)
(least) 3, vs. Cal State-Fullerton,
March 18, 1978 (6 attempts)

Free Throws Attempted

(most) 42, vs. Georgia State, March 15, 1991
(31 made)
(least) 6, vs. Cal State-Fullerton,
March 18, 1978 (3 made)

Free Throw Percentage (min 10 attempts)

(high) .905, vs. Nebraska, March 12, 1998
(19-21)
(low) .425, vs. Mercer, March 12, 1981
(19-40)

Assists

(most) 32, vs. Georgia State, March 15, 1991
(least) 3, vs. Villanova, March 18, 1988

Steals

(most) 18, vs. Holy Cross, March 18, 1993
(least) 0, vs. Indiana State, March 17, 1979

Blocks

(most) 8, vs. Georgia State, March 15, 1991
(least) 0, twice

Turnovers

(most) 25, vs. Massachusetts, March 21, 1996
(least) 7, vs. St. John's, March 20, 1993

OPPONENT SINGLE-GAME TEAM RECORDS

Points

(most) 101, vs. Loyola-Marymount,
March 16, 1989
(least) 40, vs. Wyoming, 1941

Field Goals Attempted

(most) 98, vs. Loyola-Marymount,
March 16, 1989 (35 made)
(least) 39, vs. St. John's, March 16, 1985
(23 made)

Field Goals Made

(most) 35, vs. Cincinnati, March 15, 1958
(72 attempts)
(least) 15, vs. Marquette, March 21, 1996
(56 attempts)

Field Goal Percentage

(high) .630, vs. Purdue, March 19, 1983
(29-46)
(low) .268, vs. Marquette, March 16, 1996
(15-56)

Free Throws Made

(most) 28, twice
(least) 2, vs. UCLA, March 16, 1978
(8 attempts)

Free Throws Attempted

(most) 39, vs. Duke, March 31, 1990
(28 made)
(least) 5, vs. Virginia, March 18, 1984
(3 made)

Free Throw Percentage

(high) .875, vs. Arizona, April 2, 1994
(14-16)
(low) .250, vs. UCLA, March 16, 1978 (2-8)

Assists

(most) 28, vs. Louisville, March 18, 1989
(least) 7, vs. Utah, March 14, 1998

Steals

(most) 16, vs. North Carolina A&T,
March 18, 1994
(least) 0, several times

Blocks

(most) 8, vs. Louisville, March 14, 1981
(least) 0, several times

Turnovers

(most) 32, vs. Georgia State, March 15, 1991
(least) 7, vs. Indiana State, March 17, 1979





ALL-TIME NCAA TOURNAMENT BOX SCORES

UA BASKETBALL NCAA TOURNAMENT BOX SCORES

Arkansas' NCAA Tournament Seeding History (SEEDING BEGAN IN 1979)

1979: No. 2 in Midwest	1992: No. 3 in Midwest
1980: No. 10 in Midwest	1993: No. 4 in East
1981: No. 5 in Mideast	1994: No. 1 in Midwest
1982: No. 4 in Midwest	1995: No. 2 in Midwest
1983: No. 4 in Mideast	1996: No. 12 in East
1984: No. 2 in East	1998: No. 6 in West
1985: No. 9 in West	1999: No. 4 in West
1988: No. 11 in Southeast	2000: No. 11 in South
1989: No. 5 in Midwest	2001: No. 7 in West
1990: No. 4 in Midwest	2006: No. 8 in Oakland Regional
1991: No. 1 in Southeast	



Junior Charles Thomas had a game-high seven rebounds against Bucknell in last year's NCAA Tournament.

Arkansas' Record at NCAA Sites

Albuquerque, N.M.	2-0	(1978)
Atlanta, Ga.	2-1	(1991, 1996)
Austin, Texas	6-0	(1981, 1990, 1995)
Boise, Idaho	1-2	(1998)
Charlotte, N.C.	3-1	(1991, 1994)
Cincinnati, Ohio	1-2	(1979, 1988)
Eugene, Ore.	1-0	(1978)
Dallas, Texas	4-2	(1982, 1990, 1994, 2006)
Denver, Colo.	1-2	(1990, 1999)
East Rutherford, N.J.	0-2	(1984, 1993)
Indianapolis, Ind.	1-1	(1989)
Kansas City, Mo.	5-3	(1941, 1945, 1949, 1995)
Knoxville, Tenn.	0-1	(1983)
Lawrence, Kan.	1-2	(1958, 1979)
Lincoln, Neb.	0-1	(1980)
Milwaukee, Wis.	1-1	(1992)
Nashville, Tenn.	0-1	(2000)
Norman, Okla.	0-1	(1977)
New Orleans, La.	0-1	(1981)
Oklahoma City, Okla.	2-0	(1994)
Providence, R.I.	2-0	(1996)
St. Louis, Mo.	1-1	(1978)
Salt Lake City, Utah	1-1	(1985)
Seattle, Wash.	1-1	(1995)
Tampa, Fla.	1-0	(1983)
Winston-Salem, N.C.	2-0	(1993)
Total	39-27	(27 appearances)*

*Arkansas has earned 28 bids but did not participate in the 1944 event due to a car accident.

1941

Arkansas 52, Wyoming 40 West Regional > Elite Eight March 21, 1941 Kansas City, Mo.

Arkansas Player	FG	FT	FTA	PF	TP
N. Kipon	11	4	4	0	26
Gordon Carpenter	3	2	3	2	8
John Freiburger	2	3	4	2	7
R.C. Pitts	4	0	0	0	8
Clayton Wynne	0	0	0	2	0
Howard Hickey	1	1	2	4	3
O'Neal Adams	0	0	0	0	0
Totals	21	10	13	14	52

FT%: .769

Wyoming Player	FG	FT	FTA	PF	TP
N. Kipon	0	1	2	2	1
Benton	1	0	0	2	2
C. Gowdy	0	0	2	4	0
J. Weir	2	0	1	2	4
L. Muir	0	0	0	0	0
B. Stannigan	3	2	2	0	8
K. Sailors	6	5	5	2	17
C. Butcher	0	0	0	0	0
W. Rothman	3	2	3	2	8
Totals	15	10	15	14	40

FT%: .667

Score by Periods	1st	2nd	Total
Arkansas	29	23	52
Wyoming	18	22	40

Washington St. 64, Arkansas 53 Final Four > Semifinal March 22, 1941 Kansas City, Mo.

Arkansas Player	FG	FT	FTA	PF	TP
Johnny Adams	10	2	5	1	22
Gordon Carpenter	2	1	3	2	5
John Freiburger	1	3	4	3	5
R.C. Pitts	5	2	2	12	12
Clayton Wynne	0	0	0	2	0
Howard Hickey	1	1	2	3	3
O'Neal Adams	2	2	3	0	6
Nobel Robbins	0	0	1	3	0
Totals	21	11	22	15	53

FT%: .500

Washington St. Player	FG	FT	FTA	PF	TP
D. Gentry	4	1	2	2	9
V. Butts	5	1	1	1	11
J. Hooper	2	0	0	4	4
P. Lindeman	4	6	9	2	14
J. Zimmerman	0	0	0	2	0
K. Gebert	5	2	2	1	12

M. Gilberg	3	0	3	4	6
O. Hunt	1	0	0	3	2
R. Sundquist	2	2	2	2	6
F. Adkins	0	0	0	0	0
Totals	26	12	19	21	64

FT%: .632

Score by Periods	1st	2nd	Total
Arkansas	25	28	53
Washington St.	37	27	64

1945

Arkansas 79, Oregon 76 Western Regional Elite Eight March 23, 1945 Kansas City, Mo.

Arkansas Player	FG	FT	FTA	PF	TP
Odie Richie	6	1	1	2	13
Mike Schumchik	7	6	9	4	20
Kenneth Kearns	0	0	0	1	0
George Kok	9	4	5	2	22
Charles Jollif	0	0	1	2	0
Bill Plynt	4	3	4	3	11
Frank Schumchik	0	1	1	0	1
Paul Wheeler	5	2	3	0	12
Totals	31	17	24	14	79

FT%: .708

Oregon Player	FG	FT	FTA	PF	TP
Smith	4	3	4	3	11
R. Berg	3	2	3	4	8
D. Wilkins	10	3	3	2	23
Stamper	0	0	0	2	0
K. Hays	3	1	2	3	7
B. Hamilton	9	2	3	2	20
Bartlett	3	1	1	5	7
Totals	32	12	16	21	76

FT%: .750

Score by Periods	1st	2nd	Total
Arkansas	47	32	79
Oregon	34	42	76

Oklahoma St. 68, Arkansas 41 Final Four > Semifinal > March 24, 1945 Kansas City, Mo.

Arkansas Player	FG	FT	PF	TP
Odie Richie	2	0	0	4
Tony Byles	1	0	1	2
Mike Schumchik	1	2	3	4
Frank Schumchik	0	0	1	0
Kenneth Kearns	1	1	2	3

George Kok	4	4	2	12
Chris Jollif	0	0	3	0
Bill Plynt	5	1	2	11
Jody Copeland	0	1	0	1
Paul Wheeler	2	0	3	4
Totals	16	9	17	41

Oklahoma St.

Player	FG	FT	PF	TP
C. Hankins	8	6	1	22
W. Kern	3	0	2	6
B. Kurland	6	3	3	15
J. Halbert	0	0	1	0
B. Williams	2	3	2	7
J. Parks	1	0	1	2
D. Parrack	7	2	1	16
J. Wylie	0	0	0	0
Totals	27	14	11	68

Score by Periods	1st	2nd	Total
Arkansas	17	24	41
Oklahoma St.	36	32	68

1949

Oregon St. 56, Arkansas 38 West Regional > Elite Eight March 18, 1949 Kansas City, Mo.

Oregon St. Player	FG	FT	FTA	PF	TP
C. Crandall	3	7	7	4	13
A. Peterson	5	0	1	1	10
L. Rimeason	0	1	1	2	1
R. Sipher	1	0	0	0	2
R. Snyder	0	0	0	1	0
H. Watt	1	0	0	2	2
E. Fleming	1	0	1	3	2
B. Harper	2	3	4	2	7
J. Catterall	0	0	1	0	0
D. Ballantyne	2	9	11	1	13
D. Torrey	3	0	2	4	6
T. Holman	0	0	0	0	0
Totals	18	20	27	21	56

FG%: 18-51, .353

FT%: .741

Arkansas Player	FG	FT	FTA	PF	TP
James Cathcart	2	2	4	5	6
C. Horton	4	4	6	5	12
Robert Ambler	2	0	5	1	4
Paul Coleman	0	2	2	0	2
K. Kearns	1	1	1	4	3
Williams	0	2	2	2	2
Rankin	2	0	0	0	4
Campbell	2	1	3	3	5
Adams	0	0	0	0	0
Norman Price	0	0	0	2	0
Gerald Hudspeth	0	0	0	2	0
Totals	13	12	23	24	38

FG%: 13-63, .206

FT%: .521

Score by Periods	1st	2nd	Total
Oregon St.	21	35	56
Arkansas	17	21	38

Arkansas 61, Wyoming 48 West Regional Third-Place Game March 19, 1949 Kansas City, Mo.

Arkansas Player	FG	FT	FTA	PF	TP
James Cathcart	4	0	1	4	8
C. Horton	7	2	5	4	16
Robert Ambler	5	3	5	1	13
Paul Coleman	1	0	1	0	2
K. Kearns	7	0	0	5	14
Williams	1	0	1	2	2
Rankin	0	0	0	0	0
Campbell	2	2	2	4	6
Totals	27	7	14	19	61

FG%: 27-71, .380

FT%: .500

Wyoming Player	FG	FT	FTA	PF	TP
Doty	1	2	4	2	4
L. Larson	0	0	1	0	0
K. Bloom	0	3	3	2	3
R. Livingston	3	0	3	3	6
G. Reed	2	3	3	7	7
M. Peyton	7	2	3	0	16
J. Pilch	4	4	4	3	12
Totals	17	14	21	13	48

FG%: 17-61, .279

FT%: .667

Score by Periods	1st	2nd	Total
Arkansas	33	28	61
Wyoming	23	25	48

1958

Oklahoma St. 65, Arkansas 40 Midwest Region Second Round March 14, 1958 Lawrence, Kan.

Arkansas Player	FG	FTA	PF	TP
Harry Thompson	3	9	1	6
Wayne Dunn	3	9	2	4
Jay Carpenter	2	2	0	1
Fred Grim	5	16	3	5
Larry Grisham	3	13	0	7
Tommy Rankin	0	5	0	2
Zane Hawkins	0	1	0	1
Richard Rittman	0	2	0	0
Lawrence Stolzer	1	2	0	2
Ora Lee Boss	1	0	0	0

Totals	17	60	6	13	29	20	40
---------------	-----------	-----------	----------	-----------	-----------	-----------	-----------

FG%: .283

FT%: .462

Oklahoma St. Player	FG	FTA	PF	FTA	REB	PF	TP
Sutton	3	5	2	2	5	1	8
Crutchfield	0	2	1	1	1	1	1
A. Clark	4	7	12	15	13	2	20
Carberry	3	8	5	7	8	3	11
Adair	5	11	1	1	5	2	11
Hale	3	8	4	4	4	3	10
Hoffington	1	1	0	0	0	0	2
Soergel	0	0	0	0	0	0	0
Walker							

1977

Wake Forest 86, Arkansas 80
Midwest Regional > First Round > March 12, 1977
Lloyd Noble Center > Norman, Okla. > Att.: 10,871

Wake Forest		Arkansas										
#	Player	FG	FTA	FT	FTA	TP	PF	A	TO	BLK	S	MIN
32	Rod Griffin *	10	17	6	9	10	4	26	1	1	1	NA
25	Jerry Schellenberg *	6	12	5	6	3	2	17	1	1	0	NA
32	Larry Harrison *	0	1	0	0	5	4	0	1	0	1	NA
15	Skip Brown *	8	17	7	8	1	4	23	6	5	0	2
14	Frank Johnson *	4	8	4	4	3	2	12	6	1	0	2
33	Leroy McDonald	2	6	2	2	3	2	6	2	1	0	2
44	Mike Palma	0	0	0	0	0	0	0	0	0	0	NA
11	Mark Dale	0	0	0	0	1	1	2	0	0	0	0
54	Don Mulnix	1	2	0	0	1	2	0	1	0	0	0
40	John Hendler	0	0	0	0	1	1	0	0	0	0	0
TEAM												
Totals												
1st Half: 14-35 .400		2nd Half: 17-26 .607		Game: 492		DEADBALL						
F Throw%		1st Half: 5-9 .825		2nd Half: 19-21 .905		Game: 828		REBOUNDS				
								2				

Arkansas		UCLA										
#	Player	FG	FTA	FT	FTA	TP	PF	A	TO	BLK	S	MIN
42	Jim Counce *	3	4	6	6	3	4	12	4	10	1	0
44	Marvin Delph *	7	14	4	6	8	2	18	2	3	0	1
40	Steve Stroud *	3	5	0	0	3	4	6	2	1	1	0
10	Ron Brewer *	9	11	2	4	2	3	20	3	3	1	1
32	Sidney Moncrief *	6	8	0	2	10	5	12	0	4	0	1
30	Steve Schall	6	7	0	2	0	12	1	2	0	0	NA
22	Ray Buckner	0	1	0	0	2	0	0	0	0	0	0
34	Ray Trumbo	0	0	0	0	0	1	0	1	0	0	0
TEAM												
Totals												
1st Half: 18-28 .643		2nd Half: 16-22 .727		Game: 680		DEADBALL						
F Throw%		1st Half: 10-15 .667		2nd Half: 2-5 .400		Game: 600		REBOUNDS				
								3				

Officials: Bob Wortman, Frank Buckiewicz
Technical fouls: None
Attendance: 10,871

Score by Periods	1st	2nd	Total
Wake Forest	33	53	86
Arkansas	46	34	80

1978

Arkansas 73, Weber St. 52
West Regional > First Round > March 11, 1978
McArthur Court > Eugene, Ore. > Att.: 9,133

Arkansas		Weber St.										
#	Player	FG	FTA	FT	FTA	TP	PF	A	TO	BLK	S	MIN
42	Jim Counce *	2	3	0	0	8	2	4	5	1	0	0
44	Marvin Delph *	9	16	2	2	8	1	20	0	2	1	2
30	Steve Schall *	3	5	0	0	4	4	6	0	0	0	22
10	Ron Brewer *	7	15	5	7	3	2	19	2	2	1	36
32	Sidney Moncrief *	5	9	6	6	5	4	16	1	4	0	25
11	Mike Watley	0	2	0	0	0	0	0	0	0	0	1
20	Alan Zahn	1	1	0	0	1	3	2	0	0	0	0
24	U.S. Reed	1	3	0	0	1	2	0	0	0	0	1
50	James Crockett	2	4	0	0	1	0	4	0	0	2	4
TEAM												
Totals												
1st Half: 13-28 .464		2nd Half: 17-30 .567		Game: 517		DEADBALL						
F Throw%		1st Half: 6-6 1.000		2nd Half: 7-9 .778		Game: 867		REBOUNDS				
								3				



1978 > Final Four

Front row, L to R: Ron Brewer, Jim Counce, Marvin Delph. Second row, L to R: Mike Young, U.S. Reed, Cam McClary, Chris Bennett, Michael Watley. Third row, L to R: James Crockett, Houston Nutt, Alan Zahn, Steve Bates, Steve Schall, Sidney Moncrief, manager Randy White. Fourth row, L to R: Manager Jim Moore, head coach Eddie Sutton, assistant coach Gene Keady, assistant coach Pat Foster.

Weber St.		Arkansas										
#	Player	FG	FTA	FT	FTA	TP	PF	A	TO	BLK	S	MIN
20	David Johnson *	4	17	1	2	7	3	9	1	2	0	3
31	Kurt Moore *	7	9	0	0	7	2	14	2	3	0	25
32	Richard Smith *	3	11	2	2	8	4	8	0	2	0	38
19	Mark Mattos *	1	5	0	0	2	0	2	2	3	0	34
22	Bruce Collins *	5	15	3	5	5	2	13	4	2	0	1
12	Ben Howland	3	6	0	2	0	2	6	0	0	0	21
25	Darrell Brown	0	0	0	0	0	0	0	0	0	0	4
33	Jim Gibson	0	0	0	0	0	0	0	0	0	0	1
44	Rob McKone	0	1	0	0	1	1	0	0	0	0	1
TEAM												
Totals												
1st Half: 11-30 .367		2nd Half: 12-34 .353		Game: 359		DEADBALL						
F Throw%		1st Half: 4-7 .571		2nd Half: 2-4 .500		Game: 545		REBOUNDS				
								8				

Officials: Charlie Diehl, Jim Bain
Technical fouls: Weber St. - Bench
Attendance: 9,133

Score by Periods	1st	2nd	Total
Arkansas	32	41	73
Weber St.	26	26	52

Arkansas 74, UCLA 70
West Regional > Sweet 16 > March 16, 1978
University Arena > Albuquerque, N.M. > Att.: 17,750

UCLA		Arkansas										
#	Player	FG	FTA	FT	FTA	TP	PF	A	TO	BLK	S	MIN
24	David Greenwood *	8	13	1	4	4	5	17	2	2	1	39
35	James Wilkes *	3	5	0	0	5	6	1	1	0	1	21
31	Gi Sims *	0	1	0	0	4	2	0	1	1	1	13
22	Raymond Townsend *	1	11	0	0	2	2	2	2	0	0	26
24	Ray Hamilton *	9	16	1	2	1	4	19	6	3	0	4
14	Brad Holland	5	8	0	0	2	8	2	1	0	0	20
32	Darrel Allums	6	7	0	2	10	4	12	0	2	0	1
50	Marvin Thomas	1	1	0	0	2	0	2	0	0	0	1
55	Kiki Vandeweghe	2	4	0	0	4	0	4	0	1	1	0
TEAM												
Totals												
1st Half: 14-28 .500		2nd Half: 20-39 .512		Game: 507		DEADBALL						
F Throw%		1st Half: 1-5 .200		2nd Half: 1-3 .333		Game: 250		REBOUNDS				
								2				

Arkansas		UCLA										
#	Player	FG	FTA	FT	FTA	TP	PF	A	TO	BLK	S	MIN
42	Jim Counce *	0	1	2	2	3	0	2	3	5	0	2
44	Marvin Delph *	11	14	1	1	10	2	23	0	3	0	1
30	Steve Schall *	4	7	0	0	2	4	8	1	2	1	2
10	Ron Brewer *	5	14	8	10	5	0	18	5	4	0	40
32	Sidney Moncrief *	7	13	7	13	11	2	21	1	1	1	0
20	Alan Zahn	1	1	0	0	2	2	1	1	0	0	21
24	U.S. Reed	0	0	0	0	2	0	0	0	0	0	1
TEAM												
Totals												
1st Half: 19-30 .633		2nd Half: 9-20 .450		Game: 560		DEADBALL						
F Throw%		1st Half: 4-5 .800		2nd Half: 14-23 .608		Game: 642		REBOUNDS				
								3				

Officials: Henry Nichols, Charles Fouty
Technical fouls: None
Attendance: 17,750

Score by Periods	1st	2nd	Total
UCLA	29	41	70
Arkansas	42	32	74



George Kok's 22 points against Oregon in 1945 helped send Arkansas to the Final Four.

Arkansas 61, Cal State-Fullerton 58
West Regional > Elite Eight > March 18, 1978
University Arena > Albuquerque, N.M. > Att.: 18,144

Cal State-Fullerton		Arkansas										
#	Player	FG	FTA	FT	FTA	TP	PF	A	TO	BLK	S	MIN
30	Greg Bunch *	3	9	3	4	10	3	9	1	3	0	3
44	Kevin Neenan *	5	14	1	2	0	2	11	1	4	0	2
34	Steve Shaw *	1	4	0	0	3	1	2	1	1	0	16
12	Keith Anderson *	11	22	1	1	9	1	23	4	5	0	2
14	Mike Linden *	1	7	0	0	3	1	2	4	4	0	3
40	Mike Niles	4	6	3	4	3	4	11	0	1	0	1
42	Greg Palm	0	0	0	0	1	0	0	0	0	0	3
TEAM												
Totals												
1st Half: 12-32 .375		2nd Half: 13-30 .433		Game: 403		DEADBALL						
F Throw%		1st Half: 0-0 .000		2nd Half: 9-11 .727		Game: 727		REBOUNDS				
								2				

Arkansas		Cal State-Fullerton										
#	Player	FG	FTA	FT	FTA	TP	PF	A	TO	BLK	S	MIN
42	Jim Counce *	2	2	0	2	1	4	4	7	5	3	2
44	Marvin Delph *	7	13	0	0	5	2	14	2	4	0	1
30	Steve Schall *	5	6	0	0	9	2	10	2	1	2	0
10	Ron Brewer *	11	19	0	0	3	4	22	2	7	0	1
32	Sidney Moncrief *	4	7	3	4	4	4	11	1	5	0	1
24	U.S. Reed	0	0	0	0	1	0	0	0	1	0	0
TEAM												
Totals												
1st Half: 18-28 .642		2nd Half: 11-19 .579		Game: 617		DEADBALL						
F Throw%		1st Half: 3-5 .600		2nd Half: 0-1 .000		Game: 500		REBOUNDS				
								1				

Officials: Richard Weller, Jim Bain
Technical fouls: None
Attendance: 18,144

Score by Periods	1st	2nd	Total
Cal State-Fullerton	24	34	58
Arkansas	39	22	61

Kentucky 64, Arkansas 59
Final Four > Semifinal > March 25, 1978
The Checkerdome > St. Louis, Mo. > 18,721

Arkansas		Kentucky										
#	Player	FG	FTA	FT	FTA	TP	PF	A	TO	BLK	S	MIN
42	Jim Counce *	2	2	3	2	4	6	2	1	2	0	32
44	Marvin Delph *	5	13	5	6	8	3	15	0	3	2	0
30	Steve Schall *	3	5	0	0	3	5	6	0	2	0	1
10	Ron Brewer *	5	12	8	5	2	16	1	3	0	3	
32	Sidney Moncrief *	5	11	3	7	5	3	13	0	4	2	
20	Alan Zahn	1	1	1	2	2	3	3	1	0	0	
24	U.S. Reed	0	0	0	0	2	0	0	1	1	1	
TEAM												
Totals												
1st Half: 11-21 .524		2nd Half: 10-23 .435		Game: 477		DEADBALL						
F Throw%		1st Half: 8-11 .727		2nd Half: 9-15 .600		Game: 654		REBOUNDS				
				</								

ARKANSAS

28 NCAA TOURNAMENT BIDS



UA BASKETBALL NCAA TOURNAMENT BOX SCORES



1979> Elite Eight

Front row, L to R: U.S. Reed, Mike Young, Sidney Moncrief, Chris Bennett, Alvin Bailey, Brad Friess. **Second row, L to R:** Manager Carlton Jordan, David Scott, James Crockett, Tony Brown, Alan Zahn, Steve Schall, Keith Peterson, Scott Hastings. **Third row, L to R:** Manager Jerry Cohen, assistant coach Jim Counce, assistant coach Bob Cleeland, head coach Eddie Sutton, assistant coach Pat Foster, graduate assistant Bobby Altom, manager Mike Shassere.

#	Player	FG	FGA	FT	FTA	Rebounds	TP	A	TO	BLK	MIN	
30	Tim Stephens	0	0	0	0	0	0	0	0	0	2	
40	Fred Cowan	0	0	0	0	1	0	0	0	0	1	
52	Lavon Williams	0	0	0	0	1	0	0	0	0	2	
TEAM												
Totals		24	51	16	20	32	26	64	10	14	3	200

FG%	1st Half: 11-24 .458	2nd Half: 13-27 .481	Game: .471	DEADB
F Throw%	1st Half: 10-11 .909	2nd Half: 6-9 .667	Game: .800	REBOUNDS 0

Officials: James Howell, Jim Bain
Technical fouls: Kentucky - Bench
Attendance: 18,721

Score by Periods	1st	2nd	Total
Arkansas	30	29	59
Kentucky	32	32	64

Arkansas 71, Notre Dame 69

Final Four > Third-Place Game > March 27, 1978

The Checkerdome > St. Louis, Mo. > 18,721

#	Player	FG	FGA	FT	FTA	Rebounds	TP	A	TO	BLK	MIN	
42	Jim Counce *	1	3	0	0	4	2	1	1	0	8	
44	Marvin Delph *	7	10	7	8	5	4	21	0	2	29	
30	Steve Schall *	3	9	0	0	11	3	6	3	4	40	
10	Ron Brewer *	7	16	6	6	3	20	3	2	0	40	
32	Sidney Moncrief *	3	6	4	4	4	4	10	3	5	1	38
20	Alan Zahn	4	6	2	3	2	2	10	1	5	0	28
24	U.S. Reed	0	0	0	0	1	1	0	0	1	0	7
14	Chris Bennett	1	2	0	0	1	2	0	1	0	1	10
TEAM												
Totals		26	52	19	23	30	19	71	11	21	3	200

FG%	1st Half: 14-31 .452	2nd Half: 12-21 .571	Game: .500	DEADB
F Throw% <td>1st Half: 12-14 .857</td> <td>2nd Half: 7-9 .778</td> <td>Game: .826</td> <td>REBOUNDS 2</td>	1st Half: 12-14 .857	2nd Half: 7-9 .778	Game: .826	REBOUNDS 2

Officials: James Howell, Dale Kelly
Technical fouls: Arkansas - Bench
Attendance: 18,721

Score by Periods	1st	2nd	Total
Arkansas	40	31	71
Notre Dame	36	33	69

1979

Arkansas 74, Weber St. 63

Midwest Regional > Second Round > March 11, 1979

Allen Field House > Lawrence, Kan. > Att.: 6,475

#	Player	FG	FGA	FT	FTA	Rebounds	TP	A	TO	BLK	MIN	
20	Alan Zahn *	4	8	2	5	0	10	3	1	0	29	
44	Scott Hastings *	5	7	4	4	3	14	3	0	0	36	
30	Steve Schall *	9	9	0	0	2	8	18	0	1	0	38
24	U.S. Reed *	3	9	3	4	0	4	9	0	1	0	36
32	Sidney Moncrief *	5	10	9	9	3	19	5	3	1	39	
40	Tony Brown	1	2	0	0	0	2	1	0	0	13	

FG%	1st Half: 10-26 .384	2nd Half: 11-28 .393	Game: .388	DEADB
F Throw% <td>1st Half: 6-8 .750</td> <td>2nd Half: 14-15 .933</td> <td>Game: .869</td> <td>REBOUNDS 3</td>	1st Half: 6-8 .750	2nd Half: 14-15 .933	Game: .869	REBOUNDS 3

Officials: White, Weller, Nichols
Technical fouls: None
Attendance: NA

Score by Periods	1st	2nd	Total
No. 2 Arkansas	38	35	73
No. 3 Louisville	26	36	62

#	Player	FG	FGA	FT	FTA	Rebounds	TP	A	TO	BLK	MIN	
34	Mike Young	0	0	0	0	1	0	0	0	1	0	
42	Keith Peterson	0	0	0	0	1	0	0	0	0	1	
31	David Scott	0	0	0	0	0	0	0	0	0	0	
22	Reggie Craft	0	0	0	0	0	0	0	0	0	0	
50	James Crockett	0	0	0	0	0	0	0	0	0	0	
11	Eugene Nash	0	0	0	0	0	0	0	0	0	1	
52	Alvin Bailey	1	1	0	0	1	0	2	0	0	0	
TEAM												
Totals		28	46	18	22	27	15	74	12	8	2	200

FG%	1st Half: 16-25 .640	2nd Half: 12-21 .471	Game: .608	DEADB
F Throw% <td>1st Half: 8-10 .800</td> <td>2nd Half: 10-12 .833</td> <td>Game: .818</td> <td>REBOUNDS 0</td>	1st Half: 8-10 .800	2nd Half: 10-12 .833	Game: .818	REBOUNDS 0

Officials: Wirtz, Maracich, Certato
Technical fouls: None
Attendance: 15,110

Score by Periods	1st	2nd	Total
No. 2 Arkansas	40	34	74
No. 7 Weber St.	27	36	63

Arkansas 73, Louisville 62

Midwest Regional > Sweet 16 > March 15, 1979

Riverfront Coliseum > Cincinnati, Ohio

#	Player	FG	FGA	FT	FTA	Rebounds	TP	A	TO	BLK	MIN	
20	Alan Zahn *	11	16	1	1	3	4	23	3	1	31	
31	Kurt Moore *	3	4	0	0	3	5	6	4	0	1	
32	Richard Smith *	5	11	0	2	8	3	10	1	1	0	
14	Mark Mattos *	1	3	0	2	2	3	2	1	2	0	
22	Bruce Collins *	1	5	0	1	1	0	2	0	4	1	
12	Ben Howland	3	5	4	4	0	3	10	1	0	0	
33	Gerald Mattinson	1	2	0	0	2	1	2	0	1	0	
44	Todd Harper	3	7	0	0	1	3	6	2	1	0	
11	Fred Williams	1	1	0	0	1	1	2	1	0	0	
25	Mike Kilgore	0	0	0	0	0	0	0	0	0	0	
TEAM												
Totals		29	54	5	9	24	23	63	13	12	3	200

FG%	1st Half: 13-25 .520	2nd Half: 16-29 .551	Game: .537	DEADB
F Throw% <td>1st Half: 1-2 .500</td> <td>2nd Half: 4-7 .571</td> <td>Game: .555</td> <td>REBOUNDS 0</td>	1st Half: 1-2 .500	2nd Half: 4-7 .571	Game: .555	REBOUNDS 0

Officials: Wirtz, Maracich, Certato
Technical fouls: None
Attendance: 15,110

Score by Periods	1st	2nd	Total
No. 2 Arkansas	40	34	74
No. 7 Weber St.	27	36	63

Arkansas 73, Mercer 67

Midwest Regional > First Round > March 6, 1980

Bob Devaney Sports Center > Lincoln, Neb. > Att.: 8,000

#	Player	FG	FGA	FT	FTA	Rebounds	TP	A	TO	BLK	MIN	
12	Brad Friess *	1	3	3	4	4	3	5	1	3	0	
20	Alan Zahn *	6	11	1	1	14	2	13	3	2	4	
44	Scott Hastings *	3	10	2	2	3	5	8	4	2	1	
21	Keith Hilliard *	1	3	0	0	1	1	2	3	1	1	
24	U.S. Reed *	8	18	0	0	8	3	16	1	2	0	
33	Leroy Sutton	0	1	0	0	0	0	0	0	1	0	
34	Mike Young	1	3	0	0	1	0	3	2	0	1	
40	Tony Brown	0	0	0	0	4	4	2	3	0	1	
43	Greg Skulman	0	0	0	0	1	2	0	0	0	0	
45	Carey Kelly	1	3	3	4	0	5	0	1	0	0	
TEAM												
Totals		21	56	11	17	33	23	53	15	20	3	200

FG%	1st Half: 9-20 .450	2nd Half: 12-36 .333	Game: .375	DEADB
F Throw% <td>1st Half: 5-5 .100</td> <td>2nd Half: 8-12 .667</td> <td>Game: .647</td> <td>REBOUNDS 3</td>	1st Half: 5-5 .100	2nd Half: 8-12 .667	Game: .647	REBOUNDS 3

Officials: Dielh, Grossman, Moser
Technical fouls: None
Attendance: 8,000

Score by Periods	1st	2nd	Total
No. 7 Kansas St.	27	44	71
No. 10 Arkansas	21	32	53

Arkansas 73, Mercer 67

Midwest Regional > First Round > March 12, 1981

Frank Erwin Center > Austin, Texas > Att.: 6,475

#	Player	FG	FGA	FT	FTA	Rebounds	TP	A	TO	BLK	MIN	
24	Eddie Jones *	4	12	2	3	5	4	10	1	1	0	
44	Tony Battis *	5	11	4	6	12	5	14	4	4	0	
55	Benton Wade *	4	7	0	1	3	5	8	0	0	1	
15	Morris Thompson *	4	7	1	3	3	3	9	3	2	0	
22	Cameron Talbot *	8	18	6	7	4	4	22	5	3	0	
42	Ricky Walker *	0	0	0	0	4	0	1	0	0	0	
33	Terviss Johnson	0	0	0	0	1	0	0	0	0	0	
20	Jerre Teague	2	2	0	0	2	4	0	1	0	0	
TEAM												
Totals		27	61	13	20	37	28	67	14	11	3	200

FG%	1st Half: 14-28 .500	2nd Half: 13-33 .394	Game: .443	DEADB
F Throw% <td>1st Half: 8-11 .727</td> <td>2nd Half: 5-9 .556</td> <td>Game: .650</td> <td>REBOUNDS 2</td>	1st Half: 8-11 .727	2nd Half: 5-9 .556	Game: .650	REBOUNDS 2

Officials: White, Weller, Nichols
Technical fouls: None
Attendance: NA

Score by Periods	1st	2nd	Total
No. 2 Arkansas	38	35	73
No. 3 Louisville	26	36	62

Indiana St. 73, Arkansas 71

Midwest Regional > Elite Eight > March 17, 1979

Riverfront Coliseum > Cincinnati, Ohio > Att.: 17,166

#	Player	FG	FGA	FT	FTA	Rebounds	TP	A	TO	BLK	MIN	
42	Alex Gilbert *	6	9	0	0	2	3	12	0	2	0	
40	Brad Milley *	3	3	0	0	4	2	6	3	1	0	
33	Larry Bird *	12	22	7	8	10	3	31	3	2	1	
23	Steve Reed *	0	1	0	0	0	3	0	5	0	0	
22	Carl Nicks *	5	11	3	4	0	4	13	3	3	0	
30	Bob Heaton	4	5	0	0	1	0	8	0	0	0	
44	Leroy Staley	1	4	1	3	3	1	3	0	1	0	
TEAM												
Totals		31	55	11	15	20	16	73	14	7	2	200

FG%



1981> Sweet 16

Front row, L to R: Manager Mike Robinson, manager Keith Jones, manager Jimmy Dykes, Ricky Norton, Leroy Sutton, U.S. Reed, Mike Young, John Snively, Darrell Walker, Eugene Nash, manager Mike Shassere, manager Doc Sadler, manager Boo Roth. **Second row, L to R:** Part-time assistant coach Fred Tenkale, assistant coach Bill Brown, Tony Brown, Keith Peterson, Craig Olson, Scott Hastings, Brad Friess, David Richardson, Greg Skulman, assistant coach Jim Counce, head coach Eddie Sutton.

No. 5 Arkansas

#	Player	Tot-FG			Rebounds			A	TO	BLK	S	MIN	
		FG	FGA	FT	Tot	PF	TP						
42	Keith Peterson *	1	6	3	6	5	1	1	0	0	0	32	
40	Tony Brown *	4	6	4	5	9	4	12	10	1	0	30	
44	Scott Hastings *	6	14	6	10	12	2	18	1	5	1	40	
24	U.S. Reed *	8	15	3	6	8	3	19	1	0	0	35	
34	Mike Young *	0	2	0	0	1	1	0	0	1	0	10	
20	Darrell Walker *	8	12	3	13	5	4	19	1	0	2	35	
45	Carey Kelly	0	1	0	0	1	0	1	0	0	0	3	
43	Greg Skulman	0	1	0	1	3	0	0	1	0	1	5	
TEAM		27		57	19	40	44	19	73	15	9	1	200

Score by Periods
1st Half: 17-35 .485
2nd Half: 10-22 .455
Game: .474

DEADBALL REBOUNDS
Game: .425
9

Officials: Dan Woolridge, Dan Niksich, Peter Pava
Technical fouls: None
Attendance: 6,475

Score by Periods
1st 2nd Total
No. 12 Mercer 36 31 67
No. 5 Arkansas 38 35 73

Arkansas 74, Louisville 73
Midwest Regional > Second Round > March 14, 1981
Frank Ervin Center > Austin, Texas > Att.: 8,523

No. 5 Arkansas

#	Player	Tot-FG			Rebounds			A	TO	BLK	S	MIN	
		FG	FGA	FT	Tot	PF	TP						
40	Tony Brown *	1	3	0	0	2	5	2	0	2	0	13	
42	Keith Peterson *	2	4	4	6	6	3	8	0	2	0	1	39
44	Scott Hastings *	2	8	8	8	4	12	0	2	0	0	22	
20	Darrell Walker *	9	15	5	7	4	3	23	3	1	0	2	40
24	U.S. Reed *	7	14	5	6	6	3	19	6	5	1	3	40
43	Greg Skulman	0	0	0	0	0	0	1	2	0	0	4	
34	Mike Young	4	7	2	2	2	0	10	1	5	0	25	
45	Carey Kelly	0	1	0	1	1	3	0	0	1	0	13	
12	Brad Friess	0	0	0	0	0	0	0	0	0	0	4	
TEAM		25		52	24	30	34	23	74	11	20	1	200

Score by Periods
1st Half: 15-34 .441
2nd Half: 10-18 .555
Game: .480

DEADBALL REBOUNDS
Game: .800
0

Officials: Dale Kelly, James Howell, Bobby Dialer
Technical fouls: None
Attendance: 8,523

Score by Periods
1st 2nd Total
No. 5 Arkansas 37 37 74
No. 4 Louisville 33 40 73

LSU 72, Arkansas 56
Midwest Regional > Sweet 16 > March 20, 1981
Louisiana Superdome > New Orleans, La. > Att.: 34,036

No. 5 Arkansas

#	Player	Tot-FG			Rebounds			A	TO	BLK	S	MIN	
		FG	FGA	FT	Tot	PF	TP						
40	Tony Brown *	4	7	0	0	4	4	8	2	5	1	24	
42	Keith Peterson *	4	11	1	2	2	9	1	2	0	1	27	
44	Scott Hastings *	6	12	2	7	5	14	0	3	0	0	27	
20	Darrell Walker *	6	14	0	4	4	12	4	5	0	4	31	
24	U.S. Reed *	4	10	2	4	5	0	10	1	2	2	40	
12	Brad Friess	1	2	0	0	2	2	0	1	0	1	19	
14	Ricky Norton	0	0	0	0	1	0	3	0	0	0	3	
34	Mike Young	0	1	0	0	2	0	0	3	0	0	7	
43	Greg Skulman	0	1	0	0	1	0	0	0	0	0	6	
45	Carey Kelly	0	1	1	2	1	1	0	1	0	1	6	
TEAM		25		59	6	11	31	21	56	11	21	3	111

Score by Periods
1st Half: 8-25 .320
2nd Half: 17-34 .500
Game: .424

DEADBALL REBOUNDS
Game: .545
1

Officials: B. Turner, B. Burson, E. Carlotto
Technical fouls: None
Attendance: 13,500

Score by Periods
1st 2nd Total
No. 5 Kansas St. 31 34 65
No. 4 Arkansas 32 32 64

No. 1 LSU

#	Player	Tot-FG			Rebounds			A	TO	BLK	S	MIN	
		FG	FGA	FT	Tot	PF	TP						
24	Leonard Mitchell *	4	8	2	3	7	4	10	2	5	2	4	40
40	Durand Macklin *	6	13	3	8	9	1	15	1	4	0	0	37
43	Greg Cook *	4	7	4	7	5	12	0	3	0	1	22	
21	Ethan Martin *	5	8	6	6	3	16	6	3	0	2	30	
32	Howard Carter *	4	13	0	1	3	2	8	2	2	0	40	
10	Willie Sims	4	4	1	1	5	0	9	2	2	0	19	



U.S. Reed hit the game-winning shot, but Darrell Walker (above) scored a game-high 23 points in the 74-73 second-round win over No. 12 Louisville in 1981.

12 Johnny Jones	1	3	0	1	3	0	2	1	0	0	1	11	
20 John Tudor	0	1	0	0	0	0	0	1	0	0	0	1	
TEAM		28		57	16	24	41	17	72	17	19	2	8
Totals		28		57		16		24		41		17 19 2 8 200	

FB% 1st Half: 14-30 .467
F Throw% 1st Half: 6-10 .600
2nd Half: 14-27 .519
2nd Half: 10-14 .714
Game: .491
DEADBALL REBOUNDS 3

Officials: Hank Nicholls, George Solomon, Willis McJunkin
Technical fouls: Arkansas - Walker, LSU - Cook, Sims.
Attendance: 34,036

Score by Periods
1st 2nd Total
No. 5 Arkansas 18 38 56
No. 1 LSU 34 38 72

1982

Kansas St. 65, Arkansas 64
Midwest Regional > Second Round > March 14, 1982
Reunion Arena > Dallas, Texas > Att.: 13,500

No. 5 Kansas St.

#	Player	Tot-FG			Rebounds			A	TO	BLK	S	MIN	
		FG	FGA	FT	Tot	PF	TP						
45	Ed Neely *	6	8	1	4	9	1	13	3	4	0	5	39
52	Randy Reed *	4	9	0	0	9	3	8	2	4	0	1	33
41	Les Craft *	5	10	1	5	5	11	6	4	5	1	33	
12	Tim Jankovick *	4	7	0	0	1	8	2	3	0	1	37	
32	Tyrone Adams *	8	11	5	6	3	21	4	4	0	0	38	
34	Ed Galvao	2	2	0	2	3	4	2	1	0	0	17	
35	Lafayette Watkins	0	1	0	0	1	0	2	1	0	0	3	
TEAM		29		48	7	13	30	17	65	21	17	5	8

Score by Periods
1st Half: 15-24 .625
2nd Half: 14-24 .583
Game: .604

DEADBALL REBOUNDS
Game: .538
2

Officials: B. Turner, B. Burson, E. Carlotto
Technical fouls: None
Attendance: 13,500

Score by Periods
1st 2nd Total
No. 5 Kansas St. 31 34 65
No. 4 Arkansas 32 32 64

No. 4 Arkansas

#	Player	Tot-FG			Rebounds			A	TO	BLK	S	MIN	
		FG	FGA	FT	Tot	PF	TP						
40	Tony Brown *	7	11	1	2	2	4	15	4	2	1	27	
42	Keith Peterson *	5	7	0	1	1	10	2	0	0	0	39	
44	Scott Hastings *	8	17	0	2	8	4	16	3	4	0	1	40
20	Darrell Walker *	5	12	3	6	10	3	13	6	1	3	40	
21	Alvin Robertson *	1	4	4	1	4	6	0	3	0	3	24	
12	Brad Friess	0	0	0	0	1	0	1	0	1	0	10	
14	Ricky Norton	1	3	2	2	1	0	4	1	3	0	17	
45	Carey Kelly	0	0	0	0	0	0	0	0	0	0	3	
TEAM		27		54	10	16	25	17	64	17	14	4	9

Score by Periods
1st Half: 16-26 615
2nd Half: 11-28.392
Game: .500

DEADBALL REBOUNDS
Game: .625
1

Officials: B. Turner, B. Burson, E. Carlotto
Technical fouls: None
Attendance: 13,500

Score by Periods
1st 2nd Total
No. 5 Kansas St. 31 34 65
No. 4 Arkansas 32 32 64

1983

Arkansas 78, Purdue 68
Midwest Regional > Second Round > March 19, 1983
Sun Dome > Tampa, Fla. > Att.: 10,146

No. 5 Purdue

#	Player	Tot-FG			Rebounds			A	TO	BLK	S	MIN	
		FG	FGA	FT	Tot	PF	TP						
15	Jim Bullock *	6	10	0	0	3	2	12	0	4	1	0	37
41	Jim Rowinski *	6	8	0	1	5	1	12	1	1	0	0	26
40	Russell Cross *	10	13	2	7	9	2	22	4	3	0	0	35
21	Ricky Hall *	1	3	0	0	1	2	2	3	3	0	0	17
33	Curt Clawson *	2	4	0	0	1	1	4	0	2	0	0	6
11	Mack Gadis	0	1	0	0	2	0	3	3	0	0	10	
20	Craig Perry	0	0	0	0	0	0	0	0	0	0	0	7
22	Dan Palombizio	0	0	0	0	0	0	0	1	1	0	7	
25	Steve Reid	2	4	8	8	1	5	12	9	5	0	0	30
44	Joe Gampter	0	0	0	0	1	5	0	0	0	0	1	
45	Greg Eifert	2	3	0	0	1	5	4	2	1	0	1	24
TEAM		29		46	10	16	25	20	68	23	2	1	200

Score by Periods
1st Half: 11-22 .500
2nd Half: 11-24 .757
Game: .630

DEADBALL REBOUNDS
Game: .625
5

Officials: Dale Kelly, Jim McDaniel, Jimmy Clark
Technical fouls: None
Attendance: 10,146

Score by Periods
1st 2nd Total
No. 5 Purdue 25 43 68
No. 4 Arkansas 33 45 78

ARKANSAS

28 NCAA TOURNAMENT BIDS



1983> Sweet 16

Front row, L to R: Robert Brannon, Leroy Sutton, Jimmy Dykes, Carey Kelly, Robert Kitchen, Alvin Robertson, Ricky Norton, John Snively, Darrell Walker, Charles Balentine. **Back row, L to R:** Assistant coach James Dickey, assistant coach Fred Trenkle, assistant coach Bill Brown, head coach Eddie Sutton, Willie Cutts, Eric Poerschke, Joe Kleine, Shaheed Ali, Mike Ratliff, Kennan DeBose, Scott Rose, manager Doc Sadler, manager Boo Roth, manager Keith Jones, manager Dudley Dawson, manager Lance Montgomery. **Not pictured:** Darryl Bedford.

Louisville 65, Arkansas 63

Midwest Regional > Sweet 16 > March 24, 1983
Stokely Center > Knoxville, Tenn. > Att.: 12,489

No. 4 Arkansas		Tot-FG		Rebounds		Tot		Tot		Tot		Tot		Tot	
#	Player	FG	FBA	FT	FTA	TP	A	TO	BLK	S	MIN	FG%	F Throw%	1st Half	2nd Half
24	Charles Balentine *	3	6	1	3	3	1	7	0	2	0	1	29		
33	Leroy Sutton *	5	5	2	2	1	3	12	0	5	1	0	35		
35	Joe Kleine *	8	13	5	6	7	4	21	0	2	0	0	38		
20	Darrell Walker *	5	11	5	7	8	3	15	2	6	0	0	38		
21	Alvin Robertson *	2	8	0	3	3	4	4	7	6	0	5	35		
14	Ricky Norton	0	1	0	0	0	0	0	0	0	0	0	9		
25	John Snively	0	2	0	0	0	0	0	0	0	0	0	2		
45	Carey Kelly	2	3	0	0	7	1	4	1	1	0	0	14		
TEAM															
Totals		25	49	13	21	31	16	63	10	22	2	6	200		

Officials: Paul Galvan, Beuhl Roach, Jerry Donaghy
Technical fouls: None
Attendance: 19,572

Score by Periods	1st	2nd	OT	Total
No. 7 Virginia	21	28	4	53
No. 2 Louisville	21	28	2	51

No. 1 Louisville

#	Player	FG	FBA	FT	FTA	TP	A	TO	BLK	S	MIN		
21	Scooter McCray *	7	12	3	5	4	3	17	1	2	2	0	36
22	Rodney McCray *	2	5	1	2	5	4	5	2	1	0	1	33
33	Charles Jones *	3	4	0	1	2	4	6	3	2	0	3	29
4	Lancaster Gordon *	9	12	1	2	4	1	19	0	6	0	4	34
20	Milt Wagner *	5	12	0	0	1	3	10	6	3	1	1	35
42	Jeff Hall	1	3	0	0	1	2	0	1	0	0	0	11
55	Billy Thompson	3	6	0	0	4	3	6	1	1	0	1	22
TEAM													
Totals		30	54	5	10	24	19	65	13	17	4	10	200

Officials: Leonard Wirtz, Dick Paparo, Jack Hannan
Technical fouls: None
Attendance: 12,489

Score by Periods	1st	2nd	Total
No. 4 Arkansas	37	26	63
No. 1 Louisville	27	38	65

1984

Virginia 53, Arkansas 51 (OT)

East Regional > Second Round > March 18, 1984
Meadowlands Arena > East Rutherford, N.J. > Att.: 19,572

No. 7 Virginia		Tot-FG		Rebounds		Tot		Tot		Tot		Tot		Tot	
#	Player	FG	FBA	FT	FTA	TP	A	TO	BLK	S	MIN	FG%	F Throw%	1st Half	2nd Half
4	Jim Miller *	4	5	1	2	0	4	9	0	2	0	0	29		
30	Kenton Edelin *	4	4	0	0	6	1	8	1	2	2	4	41		
24	Olden Polynice *	2	4	1	2	4	4	5	0	2	0	0	38		
11	Ohell Wilson *	6	14	1	2	2	2	13	3	3	1	4	41		
34	Rick Carlisle *	6	10	0	0	6	0	12	7	6	0	0	36		
15	Ricky Stokes	2	4	0	0	3	4	2	0	0	1	24			
22	Tom Sheehy	1	1	0	0	1	2	0	2	0	1	6			
51	Dan Merrifield	0	0	0	0	0	0	0	1	0	0	8			
TEAM															
Totals		25	42	3	5	21	15	53	13	17	3	8	225		

Officials: Don Shea, James Burch, Ralph Pickett
Technical fouls: None
Attendance: 6,928

No. 2 Arkansas

#	Player	FG	FBA	FT	FTA	TP	A	TO	BLK	S	MIN		
24	Charles Balentine *	3	7	2	2	1	1	8	2	1	0	1	43
33	Leroy Sutton *	0	2	3	4	2	2	3	0	3	1	1	42
35	Joe Kleine *	6	10	3	4	7	2	15	0	6	1	3	45
14	Ricky Norton *	5	10	1	2	1	4	11	2	2	1	0	43
12	Alvin Robertson *	6	12	2	4	4	4	14	7	4	3	8	45
22	Scott Rose	0	1	0	0	0	0	0	0	0	0	0	2
30	Mike Ratliff	0	0	0	0	0	0	0	0	0	0	0	3
54	Darryl Bedford	0	0	0	0	1	1	0	1	0	0	0	3
TEAM													
Totals		20	42	11	16	22	14	51	12	16	6	13	225

Officials: Don Shea, James Burch, Ralph Pickett
Technical fouls: None
Attendance: 6,928

No. 9 Arkansas

#	Player	FG	FBA	FT	FTA	TP	A	TO	BLK	S	MIN		
5	William Mills *	2	6	6	8	3	4	10	5	7	0	1	27
24	Charles Balentine *	6	7	2	2	8	4	14	3	1	0	3	39
35	Joe Kleine *	10	17	5	8	14	25	0	3	0	2	38	
4	Kenny Hutchinson *	0	3	4	7	3	3	4	5	3	0	2	38
11	Allie Freeman *	3	5	0	0	4	6	2	2	0	0	1	28
20	Kevin Rehl	1	2	0	0	2	2	1	0	0	0	6	
21	Byron Irvin	1	6	0	0	1	0	2	0	0	0	14	
33	Stephan Moore	0	0	0	0	1	0	0	0	0	0	9	
50	Andrew Lang	0	0	0	0	2	0	0	0	1	1	8	
52	Eric Poerschke	0	0	0	0	0	0	0	0	0	0	1	
TEAM													
Totals		23	46	17	27	39	18	63	16	17	1	10	200

Officials: Don Shea, James Burch, Ralph Pickett
Technical fouls: None
Attendance: 6,928

No. 8 Iowa

#	Player	FG	FBA	FT	FTA	TP	A	TO	BLK	S	MIN		
1	Michael Payne *	1	4	0	0	4	2	2	1	2	1	3	33
44	Al Lorenzen *	1	3	0	2	3	3	2	0	2	0	1	21
41	Greg Stokes *	6	12	2	2	8	5	14	2	5	0	32	
4	Andre Banks *	3	8	0	1	5	3	6	6	3	0	2	31
25	Todd Berkepas *	8	17	0	1	2	3	16	2	0	0	4	35
3	Gerry Wright	3	7	4	4	5	3	14	2	3	0	1	25
10	Michael Reeves	0	2	0	0	0	1	0	1	0	0	1	8
14	Clarence Jones	0	1	0	2	1	2	0	1	0	0	3	
20	Jeff Moe	0	2	0	0	0	0	2	0	0	0	7	
24	Michael Morgan	0	1	0	0	0	0	0	0	1	0	1	
32	Dave Sneiderker	0	0	0	0	1	1	0	0	0	0	3	
40	Kent Hill	0	0	0	0	0	1	0	1	0	0	1	
TEAM													
Totals		24	57	6	15	33	24	54	18	16	1	12	200

Officials: Don Shea, James Burch, Ralph Pickett
Technical fouls: None
Attendance: 6,928

Score by Periods	1st	2nd	Total
No. 9 Arkansas	26	37	63
No. 8 Iowa	33	21	54

St. John's 68, Arkansas 65

West Regional > Second Round > March 16, 1985
Huntsman Center > Salt Lake City, Utah > Att.: 8,648

No. 9 Arkansas		Tot-FG		Rebounds		Tot		Tot		Tot		Tot		Tot	
#	Player	FG	FBA	FT	FTA	TP	A	TO	BLK	S	MIN	FG%	F Throw%	1st Half	2nd Half
5	William Mills *	6	15	0	0	3	12	4	3	0	3	30			
24	Charles Balentine *	4	8	0	1	5	3	8	4	3	1	40			
35	Joe Kleine *	7	15	0	1	11	4	23	1	2	0	40			
4	Kenny Hutchinson *	2	3	0	0	3	5	4	3	2	0	2	35		
11	Allie Freeman *	5	7	1	2	1	5	11	0	1	0	1	24		
12	Scott Rose	0	0	0	0	0	1	0	1	0	0	0	2		
20	Kevin Rehl	1	1	0	0	1	2	0	0	0	0	1	18		
21	Byron Irvin	2	6	1	2	3	2	4	1	0	1	18			
50	Andrew Lang	0	0	0	0	1	0	0	0	0	0	0	6		
52	Eric Poerschke	0	1	0	0	1	0	0	0	0	0	0	4		
TEAM															
Totals		27	56	11	15	27	24	65	17	12	0	8	200		

Officials: Don Shea, James Burch, Ralph Pickett
Technical fouls: None
Attendance: 6,928

FG%	1st Half: 11-27 .407	2nd Half: 16-29 .552	Game: .482	DEADBALL



Mario Credit set the school single-game scoring record in NCAA Tournament play when he went 14-for-21 from the floor and scored 34 points in the 1989 first-round win over Loyola-Marymount.

Louisville 93, Arkansas 84

Midwest Regional > Second Round > March 18, 1989
Hoosier Dome > Indianapolis, Ind.
Att.: 37,444 (2nd round record)

#	Player	Tot-FG		3-Pt		Rebounds					A	TO	BLK	S	MIN	
		FG	FGA	FG	FGA	FTA	OF	DE	TO	PF						
10	Todd Day *	7	20	1	6	5	4	20	0	1	0	1	0	1	27	
24	Lenzie Howell *	8	20	0	2	2	4	4	18	0	2	0	1	34		
55	Mario Credit *	3	5	0	0	3	8	10	4	9	0	2	1	27		
11	Lee Mayberry *	7	20	1	2	4	4	5	0	5	2	19	5	36		
12	Keith Wilson *	3	6	0	1	0	0	2	3	5	5	6	4	27		
20	Aryln Bowers *	2	9	2	5	0	0	1	1	1	6	3	1	20		
21	Darrell Hawkins	1	2	0	0	0	0	1	0	2	1	0	0	4		
22	Cannon Whitby	0	1	0	1	0	0	0	0	2	0	0	0	0		
25	Oliver Miller	1	5	0	2	3	1	4	5	4	2	3	1	20		
44	Shawn Davis	0	0	0	0	0	0	0	0	0	0	0	0	1		
TEAM		8														
Totals		35	98	9	39	22	32	28	30	65	33	101	13	20	2	3 200
FG%		1st Half: 16-43 .371														
3-Pt. FG%		1st Half: 3-6 .500														
F Throw%		1st Half: 7-14 .500														
2nd Half: 16-46 .348		Game: .364		DEADBLL												
2nd Half: 1-11 .091		Game: .235		REBOUNDS												
2nd Half: 9-11 .818		Game: .640		4												

#	Player	Tot-FG		3-Pt		Rebounds					A	TO	BLK	S	MIN	
		FG	FGA	FG	FGA	FTA	OF	DE	TO	PF						
21	Kenny Payne *	5	8	0	0	2	1	2	3	4	12	1	2	0	15	
44	Tony Kimbro *	1	6	0	1	1	4	1	3	4	3	3	2	0	28	
42	Pervis Ellison	8	11	0	0	5	6	4	11	15	5	21	8	4	29	
3	Keith Williams *	4	9	0	1	0	1	1	3	4	2	8	5	2	0	
23	LaBradford Smith *	8	15	1	3	9	10	0	4	4	0	26	8	2	35	
11	James Brewer	1	2	0	0	0	0	0	0	0	0	2	0	0	4	
12	Craig Hawley	0	0	0	0	0	0	0	0	0	0	0	0	1		
15	Shannon Fraley	0	0	0	0	0	0	0	0	0	0	0	0	1		
30	Cornelius Holden	2	3	0	4	10	0	4	4	1	8	0	0	1		
34	Everick Sullivan	2	5	0	0	1	2	3	3	4	5	1	1	20		
50	Felton Spencer	3	4	0	0	3	0	6	6	2	9	0	1	1	21	
TEAM		4														
Totals		34	63	1	5	24	37	8	35	47	20	93	28	16	8	6 200
FG%		1st Half: 17-36 .472														
3-Pt. FG%		1st Half: 1-4 .250														
F Throw%		1st Half: 14-18 .778														
2nd Half: 17-27 .459		Game: .540		DEADBLL												
2nd Half: 0-1 .000		Game: .200		REBOUNDS												
2nd Half: 10-19 .526		Game: .649		7												

Officials: Larry Lembo, Tom Lopes, Larry Rose
 Technical fouls: Louisville - Holden
 Attendance: 37,444 (2nd round tournament record)

1990

Arkansas 68, Princeton 64

Midwest Regional > First Round > March 15, 1990
Frank Erwin Center > Austin, Texas > Att.: 11,578

#	Player	Tot-FG		3-Pt		Rebounds					A	TO	BLK	S	MIN	
		FG	FGA	FG	FGA	FTA	OF	DE	TO	PF						
33	Matt Lapin *	3	8	1	5	0	0	4	3	7	5	7	2	0	29	
55	Matt Eastwick *	5	8	3	4	4	6	1	3	4	2	17	1	3	0	
00	Kit Mueller *	8	12	0	0	3	4	1	5	6	4	19	8	5	0	
11	Sean Jackson *	2	8	2	7	3	5	1	2	3	4	9	1	3	0	
22	George Lefwich *	4	4	1	1	1	3	0	2	2	4	1	4	0	1	
35	Matt Henshon	1	2	0	1	0	0	0	0	0	1	2	1	0	11	
TEAM		1 2 3														
Totals		23	42	7	17	11	18	8	17	25	20	64	14	15	0	3 200
FG%		1st Half: 12-20 .600														
3-Pt. FG%		1st Half: 4-8 .500														
F Throw%		1st Half: 9-14 .642														
2nd Half: 9-22 .409		Game: .547		DEADBLL												
2nd Half: 3-9 .333		Game: .411		REBOUNDS												
2nd Half: 2-4 .500		Game: .610		0												

Officials: Larry Lembo, Tom Lopes, Larry Rose
 Technical fouls: Louisville - Holden
 Attendance: 37,444 (2nd round tournament record)

#	Player	Tot-FG		3-Pt		Rebounds					A	TO	BLK	S	MIN	
		FG	FGA	FG	FGA	FTA	OF	DE	TO	PF						
10	Todd Day *	4	12	1	5	0	1	0	6	7	1	9	3	1	0	
24	Lenzie Howell *	3	6	0	0	4	4	1	2	3	2	10	2	0	33	
55	Mario Credit *	3	5	0	0	5	7	2	0	2	4	11	0	1	0	
11	Lee Mayberry *	7	8	2	2	1	2	2	2	4	2	17	4	2	0	
20	Aryln Bowers *	0	1	0	0	4	5	1	0	1	4	4	1	0	1	
14	Ernie Murry	0	0	0	0	0	0	0	0	0	1	0	0	0	3	
21	Darrell Hawkins	1	2	0	0	0	0	0	0	1	2	1	0	0	7	
25	Oliver Miller	5	9	0	0	1	1	7	8	3	10	3	4	1	22	
31	Ron Huery	2	2	0	0	1	1	1	0	1	4	5	1	0	2	
TEAM		1 1														
Totals		25	45	3	7	15	21	8	18	26	19	68	17	12	2	12 200
FG%		1st Half: 17-32 .531														
3-Pt. FG%		1st Half: 2-5 .400														
F Throw%		1st Half: 4-5 .800														
2nd Half: 8-13 .615		Game: .556		DEADBLL												
2nd Half: 1-11 .091		Game: .429		REBOUNDS												
2nd Half: 11-16 .688		Game: .714		1												

Officials: Timothy Higgins, Joe Mingle, Nathaniel Humphrey
 Technical fouls: Arkansas - Day
 Attendance: 11,578

Score by Periods	1st	2nd	Total	A	TO	BLK	S	MIN
No. 13 Princeton	37	27	64					
No. 4 Arkansas	40	28	68					

Arkansas 86, Dayton 84

Midwest Regional > Second Round > March 17, 1990
Frank Erwin Center > Austin, Texas > Att.: 15,884

#	Player	Tot-FG		3-Pt		Rebounds					A	TO	BLK	S	MIN	
		FG	FGA	FG	FGA	FTA	OF	DE	TO	PF						
20	Anthony Corbitt *	8	15	0	0	2	3	3	6	4	18	1	4	0	32	
35	Noland Robinson *	9	14	0	3	2	4	4	6	10	2	20	2	0	1	
52	Wes Coffey *	2	2	0	0	2	2	3	5	2	6	1	3	0	18	
7	Ray Springer *	7	12	3	6	0	0	4	4	3	17	3	0	2	36	
32	Negele Knight *	3	12	2	5	8	10	0	3	3	1	16	10	5	0	
3	David Bradds	1	2	0	0	0	0	0	0	0	2	0	0	0	1	
21	Bill Uhl	0	2	0	2	0	0	1	1	3	0	2	1	0	16	
24	Alex Robertson	1	6	1	2	0	0	2	3	5	0	3	1	0	17	
42	Sam Howard	1	4	0	1	0	0	3	0	3	0	2	1	2	0	
TEAM		0 5 5														
Totals		32	69	6	19	14	23	14	28	42	15	84	20	20	4	5 200
FG%		1st Half: 15-35 .428														
3-Pt. FG%		1st Half: 2-5 .400														
F Throw%		1st Half: 10-14 .714														
2nd Half: 17-34 .500		Game: .463		DEADBLL												
2nd Half: 4-14 .285		Game: .315		REBOUNDS												
2nd Half: 4-9 .444		Game: .608		4												

Officials: Richie Ballesteros, Don Rutledge, Ted Valentine
 Technical fouls: North Carolina - Bench
 Attendance: 16,413

Score by Periods	1st	2nd	Total	A	TO	BLK	S	MIN
No. 8 North Carolina	34	39	73					
No. 4 Arkansas	39	57	96					

Arkansas 88, Texas 85

Midwest Regional > Elite Eight > March 24, 1990
Reunion Arena > Dallas, Texas > Att.: 16,413

#	Player	Tot-FG		3-Pt		Rebounds					A	TO	BLK	S	MIN	
		FG	FGA	FG	FGA	FTA	OF	DE	TO	PF						
10	Todd Day *	11	17	2	4	1	1	3	6	9	3	25	2	6	0	
24	Lenzie Howell *	7	12	2	3	7	8	1	4	5	2	23	3	2	1	
55	Mario Credit *	4	10	0	0	4	5	4	2	6	2	12	1	0	1	
11	Lee Mayberry *	2	10	0	5	0	0	0	2	2	0	4	1	2	0	
20	Aryln Bowers *	0	3	0	0	0	0	0	0	0	3	0	1	0	1	
14	Ernie Murry	2	4	0	2	0	1	0	2	2	1	4	2	1	0	
21	Darrell Hawkins	1	2	0	0	1	2	2	3	5	2	3	0	2	0	
25	Oliver Miller	3	7	0	0	1	1	1	7	4	7	2	4	3	22	
31	Ron Huery	3	10	1	4	1	1	3	6	2	8	4	1	1	0	
TEAM		2 0 2														
Totals		33	75	5	18	15	19	16	28	44	19	86	16	19	7	13 200
FG%		1st Half: 16-42 .381														
3-Pt. FG%		1st Half: 4-12 .333														
F Throw%		1st Half: 6-7 .857														
2nd Half																


ARKANSAS

28 NCAA TOURNAMENT BIDS

2006 | 07



UA BASKETBALL NCAA TOURNAMENT BOX SCORES



1991 > Elite Eight

Front row, L to R: Lee Mayberry, Ron Huery, Davor Rimac, Warren Linn, Arlyn Bowers, Ernie Murry, Darrell Hawkins, Shawn Perceful. **Second row, L to R:** Manager Mike Van Pelt, manager Marc Bryant, manager David Schlesinger, manager Mike Hackbart, assistant coach Wayne Stehlik, assistant coach Scott Edgar, head coach Nolan Richardson, assistant coach Mike Anderson, assistant coach Clark Morris, manager Ben Daggett, manager Richie Nickell, trainer Kevin Pitts. **Third row, L to R:** Ken Biley, Clyde Fletcher, Roosevelt Wallace, Oliver Miller, Shawn Davis, Isaiah Morris, Elmer Martin, Ray Biggers, Todd Day.

No. 4 Arkansas

#	Player	Tot-FG		3-Pt		Rebounds				A	T	BLK	S	MIN			
		FG	FBA	FGA	FTA	OF	DE	Tot	PF								
10	Todd Day *	2	17	0	4	2	5	3	3	6	4	12	1	3	1	4	34
24	Lenzie Howell *	7	13	0	2	7	0	5	4	9	4	21	2	3	0	2	25
55	Mario Credit *	5	8	0	0	4	5	2	3	5	5	14	0	3	1	2	22
11	Lee Mayberry *	8	15	1	2	1	2	2	3	5	2	18	7	1	0	4	39
20	Arlyn Bowers *	0	5	0	0	2	2	3	1	2	3	4	2	0	0	0	23
31	Ron Huery	2	3	0	0	2	2	0	2	0	0	6	1	1	0	2	15
25	Oliver Miller	2	3	0	0	5	11	3	6	9	4	9	2	3	2	1	22
21	Darrell Hawkins	3	3	0	0	0	0	1	1	3	6	9	0	0	0	0	12
14	Ernie Murry	0	2	0	0	0	0	0	0	0	0	0	0	0	0	0	5
42	Larry Marks	0	0	0	0	0	0	0	0	0	0	0	0	0	0	0	3
TEAM						5											
Totals		32	69	11	23	38	16	24	45	26	88	13	15	4	15	200	

FG% 1st Half: 19-42 .452 2nd Half: 13-27 .444 Game: .454 DEADBALL
3-Pt. FG% 1st Half: 0-7 .000 2nd Half: 1-4 .250 Game: .091 REBOUNDS
F Throw% 1st Half: 5-9 .556 2nd Half: 18-29 .621 Game: .605 7

Officials: Tim Higgins, Mickey Crowley, Frank Bosone
 Technical fouls: None
 Attendance: 16,413

Score by Periods	1st	2nd	Total
No. 10 Texas	36	49	85
No. 4 Arkansas	43	45	88

Duke 97, Arkansas 83

Final Four > Semifinal > March 31, 1990

McNichols Arena > Denver, Colo. > Att.: 17,675

No. 4 Arkansas

#	Player	Tot-FG		3-Pt		Rebounds				A	T	BLK	S	MIN		
		FG	FBA	FGA	FTA	OF	DE	Tot	PF							
8	Todd Day *	17	4	8	7	3	4	7	4	27	1	4	0	0	30	
24	Lenzie Howell *	5	9	1	2	7	8	3	6	3	18	0	2	0	30	
55	Mario Credit *	2	0	0	0	4	1	2	3	5	0	0	1	29		
11	Lee Mayberry *	6	18	4	0	0	2	0	2	1	12	6	4	0	33	
20	Arlyn Bowers *	1	6	0	0	1	1	2	0	2	2	0	0	0	20	
21	Darrell Hawkins	2	4	0	0	2	2	2	1	6	0	1	1	0	15	
31	Ron Huery	2	5	0	1	3	1	2	3	1	5	3	1	0	16	
25	Oliver Miller	1	3	0	0	1	2	0	6	5	3	1	0	1	16	
14	Ernie Murry	2	5	1	3	0	1	0	1	3	5	1	0	0	11	
42	Larry Marks	0	0	0	0	0	0	1	2	0	0	0	0	0	3	
22	Cannon Whitby	0	2	0	2	0	0	0	0	0	0	0	0	0	2	
3	Warren Linn	0	1	0	0	0	0	0	0	0	0	0	0	0	1	
TEAM						3										
Totals		29	73	6	21	19	26	15	22	37	25	83	14	4	7	200

FG% 1st Half: 14-34 .412 2nd Half: 15-39 .385 Game: .397 DEADBALL
3-Pt. FG% 1st Half: 3-8 .375 2nd Half: 3-13 .231 Game: .286 REBOUNDS
F Throw% 1st Half: 12-18 .667 2nd Half: 7-8 .875 Game: .731 3

No. 3 Duke

#	Player	Tot-FG		3-Pt		Rebounds				A	T	BLK	S	MIN		
		FG	FBA	FGA	FTA	OF	DE	Tot	PF							
21	Robert Brickey *	8	10	0	0	1	3	4	7	11	3	17	3	0	1	24
32	Christian Laetner *	5	7	0	0	9	12	4	10	14	4	19	1	3	2	32
30	Alaa Abdelnaby *	8	12	0	0	4	5	5	5	3	20	0	2	1	3	27
3	Phil Henderson *	10	21	3	7	5	3	5	8	2	28	3	4	1	1	37
11	Bobby Hurley *	2	2	0	1	3	6	1	1	1	0	3	6	6	0	36
23	Brian Davis	1	4	0	0	3	2	2	4	3	5	2	0	0	0	23
25	Thomas Hill	0	0	0	0	0	0	1	1	0	0	0	0	0	0	4
5	Bill McCaffrey	1	1	0	0	3	4	0	0	1	3	1	0	1	5	
22	Greg Koubek	1	4	0	1	0	0	0	0	2	2	0	1	0	0	10
45	Clay Buckley	0	0	0	0	0	0	0	0	0	0	0	0	0	0	1
TEAM						1										
Totals		33	61	3	9	28	39	14	32	46	19	97	17	3	9	200

FG% 1st Half: 15-29 .517 2nd Half: 18-32 .563 Game: .541 DEADBALL
3-Pt. FG% 1st Half: 1-4 .250 2nd Half: 2-5 .400 Game: .333 REBOUNDS
F Throw% 1st Half: 15-23 .652 2nd Half: 13-16 .813 Game: .718 4

Officials: Gerry Donaghy, Jim Burr, Frank Bosone
 Technical fouls: None
 Attendance: 17,675

Score by Periods	1st	2nd	Total
No. 4 Arkansas	43	40	83
No. 3 Duke	46	51	97

1991

Arkansas 117, Georgia St. 76

Southeast Regional > First Round > March 15, 1991

The Omni > Atlanta, Ga. > Att.: 15,224

No. 16 Georgia St.

#	Player	Tot-FG		3-Pt		Rebounds				A	T	BLK	S	MIN			
		FG	FBA	FGA	FTA	OF	DE	Tot	PF								
20	Chris Collier *	9	16	0	0	4	7	4	9	13	3	22	0	5	1	2	34
32	Phillip Kuckeydo *	6	16	0	4	6	3	1	4	3	16	3	0	2	33		
34	Zavian Smith *	5	10	0	0	4	9	6	3	9	5	14	2	3	6	3	24
15	Sam Wilder *	2	11	2	5	2	1	1	4	7	2	3	0	0	0	22	
31	Garrett Coley *	2	5	0	1	0	4	5	9	5	4	1	4	0	0	26	
13	Dorey Gauff	2	7	0	0	2	4	0	2	2	3	6	3	0	3	22	
21	Mike Nails	1	3	0	0	1	2	3	1	4	2	3	0	4	0	17	
51	Arts Cole	1	1	0	0	0	1	0	1	2	2	0	0	0	0	5	
14	Matt O'Brien	0	4	0	0	0	1	0	1	0	0	3	0	0	0	10	
3	Courtney Brooks	0	1	0	0	0	0	0	0	1	0	1	0	0	0	5	
33	Essel Monroe	1	1	0	0	0	0	0	0	0	2	0	0	0	2		
TEAM						2											
Totals		29	75	2	11	16	30	24	48	28	76	16	32	7	10	200	

FG% 1st Half: 12-33 .364 2nd Half: 17-42 .405 Game: .387 DEADBALL
3-Pt. FG% 1st Half: 1-6 .167 2nd Half: 1-5 .200 Game: .182 REBOUNDS
F Throw% 1st Half: 10-16 .625 2nd Half: 6-14 .429 Game: .533 3

No. 1 Arkansas

#	Player	Tot-FG		3-Pt		Rebounds				A	T	BLK	S	MIN			
		FG	FBA	FGA	FTA	OF	DE	Tot	PF								
10	Todd Day *	3	9	2	4	4	1	3	4	4	12	2	4	1	4	22	
35	Isaiah Morris *	2	6	0	0	0	3	1	4	4	0	2	0	0	11		
25	Oliver Miller *	7	9	0	1	6	9	1	4	5	3	20	1	2	1	26	
11	Lee Mayberry *	8	12	2	4	0	0	1	2	3	0	18	3	0	0	28	
20	Arlyn Bowers *	4	10	3	6	7	1	2	2	14	6	1	0	0	37		
34	Roosevelt Wallace	2	9	2	6	6	4	10	14	2	12	3	0	1	14		
31	Ron Huery	8	12	2	5	6	4	2	6	3	21	4	4	0	18		
14	Ernie Murry	1	2	0	1	0	2	1	3	0	2	11	1	0	2	26	
33	Clyde Fletcher	3	7	0	0	0	2	1	3	2	6	1	0	0	3	15	
44	Shawn Davis	1	4	0	2	4	2	1	3	1	4	0	1	2	0	13	
23	Ken Biley	1	2	0	1	2	4	2	6	3	4	0	1	0	1	10	
TEAM						1											
Totals		40	82	6	19	31	42	24	30	54	24	117	32	22	8	16	200

FG% 1st Half: 17-39 .436 2nd Half: 23-43 .535 Game: .488 DEADBALL
3-Pt. FG% 1st Half: 3-13 .231 2nd Half: 3-6 .500 Game: .316 REBOUNDS
F Throw% 1st Half: 15-18 .833 2nd Half: 16-24 .667 Game: .738 5

Officials: Bob Barnett, Steve Welmer, Augdon
 Technical fouls: None
 Attendance: 15,224

Score by Periods	1st	2nd	Total
No. 16 Georgia St.	35	41	76
No. 1 Arkansas	52	65	117

Arkansas 97, Arizona St. 90

Southeast Regional > Second Round > March 17, 1991

The Omni > Atlanta, Ga. > Att.: 15,224

No. 8 Arizona St.

#	Player	Tot-FG		3-Pt	
---	--------	--------	--	------	--

1992

Arkansas 80, Murray St. 69
Midwest Regional > First Round > March 19, 1992
Bradley Center > Milwaukee, Wis. > Att.: 18,333

No. 14 Murray St.		Tot-FG		3-Pt		Rebounds		Tot		PF		TP		A		TO		BLK		S		MIN	
#	Player	FG	FGA	FG	FGA	FT	FTA	OF	DE	Tot	PF	TP	A	TO	BLK	S	MIN						
24	Maurice Cannon	2	6	2	4	2	5	0	2	2	0	0	2	5	4	0	2	39					
43	Scott Sivilis	1	4	0	0	0	0	2	1	3	0	0	0	0	0	0	16						
54	Popeye Jones	8	19	0	1	2	5	10	15	4	17	3	4	0	0	1	39						
4	Cedric Gumm	2	4	1	2	1	4	0	5	2	6	2	2	0	0	0	26						
33	Frank Allen	9	17	6	9	1	2	0	1	2	25	5	3	1	0	0	38						
14	Jerry Wilson	1	1	0	0	3	6	0	1	1	0	5	1	0	0	0	8						
22	Jamal Evans	0	1	0	0	0	0	0	0	0	0	0	0	0	0	0	1						
25	Michael Hunt	0	0	0	0	0	0	0	0	0	0	0	0	0	0	0	1						
34	Scott Adams	3	4	0	0	1	0	0	5	6	1	0	0	0	0	0	17						
50	Bo Walden	0	0	0	0	0	0	0	0	1	0	0	2	0	0	0	15						
TEAM						12		22		30		14		69		17		15		1		3 200	

FG%	1st Half: 14-31 .452	2nd Half: 12-25 .480	Game: .464	DEADBALL
3-Pt. FG%	1st Half: 4-8 .500	2nd Half: 5-8 .625	Game: .563	REBOUNDS
F Throw%	1st Half: 7-15 .467	2nd Half: 5-9 .556	Game: .400	10

No. 3 Arkansas		Tot-FG		3-Pt		Rebounds		Tot		PF		TP		A		TO		BLK		S		MIN			
#	Player	FG	FGA	FG	FGA	FT	FTA	OF	DE	Tot	PF	TP	A	TO	BLK	S	MIN								
10	Todd Day	2	7	0	2	5	6	3	2	5	4	9	5	2	1	2	25								
35	Isalah Morris	7	13	0	0	2	2	6	8	3	16	2	2	0	0	0	37								
25	Oliver Miller	10	11	0	0	1	3	0	6	4	21	3	0	0	0	0	35								
11	Lee Mayberry	6	15	1	6	0	0	2	1	3	0	13	9	0	1	2	37								
20	Robert Shephard	5	9	2	2	0	1	5	6	2	12	2	1	0	1	0	25								
3	Warren Linn	1	6	1	6	0	0	0	1	1	3	2	0	0	0	0	12								
21	Darrell Hawkins	1	3	0	0	0	0	1	2	3	1	2	1	0	0	0	13								
22	Davor Rimac	1	2	0	1	0	0	1	1	2	1	2	0	1	0	0	6								
23	Ken Biley	0	1	0	0	0	0	0	1	1	1	0	1	0	0	0	6								
24	Ray Biggers	0	0	0	0	0	0	0	1	1	1	0	0	0	0	0	2								
34	Roosevelt Wallace	1	5	0	0	0	0	1	1	1	2	0	1	0	1	0	9								
44	Shawn Davis	0	0	0	0	0	0	0	0	1	0	1	0	0	0	0	3								
TEAM						2		2		0		0		0		0		0		0		3			
Totals		34		72		4		17		12		12		27		39		20		80		26		8	

FG%	1st Half: 18-43 .419	2nd Half: 16-29 .552	Game: .472	DEADBALL
3-Pt. FG%	1st Half: 3-13 .231	2nd Half: 1-4 .250	Game: .235	REBOUNDS
F Throw%	1st Half: 4-5 .800	2nd Half: 4-7 .571	Game: .667	5

Officials: Jack Hannon, Stan Reynolds, Art McDonald
Technical fouls: None
Attendance: 18,333

Score by Periods	1st	2nd	Total
No. 14 Murray St.	39	30	69
No. 3 Arkansas	43	37	80

Memphis 82, Arkansas 80
Midwest Regional > Second Round > March 21, 1992
Bradley Center > Milwaukee, Wis. > Att.: 18,333

No. 6 Memphis		Tot-FG		3-Pt		Rebounds		Tot		PF		TP		A		TO		BLK		S		MIN			
#	Player	FG	FGA	FG	FGA	FT	FTA	OF	DE	Tot	PF	TP	A	TO	BLK	S	MIN								
25	Anfernee Hardaway	4	9	3	4	3	4	5	1	5	6	5	14	5	6	3	27								
50	David Vaughn	11	15	0	0	4	5	2	6	8	2	26	4	3	2	0	36								
55	Anthony Douglas	5	8	0	0	2	2	1	5	6	2	12	4	2	0	1	34								
20	Tony Madlock	1	6	0	0	5	8	2	2	5	7	4	2	0	1	0	26								
35	Billy Smith	4	8	2	4	0	0	1	0	1	4	10	0	1	0	0	27								
13	Tim Duncan	0	0	0	0	0	0	0	0	0	0	0	0	0	0	0	4								
15	Marcus Nolan	0	0	0	0	0	0	0	0	0	0	0	0	0	0	0	2								
23	Ernest Smith	3	5	1	2	4	1	2	3	2	9	4	8	0	1	0	28								
31	Kevin Allen	2	2	0	0	0	0	2	0	2	0	4	0	0	0	0	6								
TEAM						2		2		0		0		0		0		0		0		1			
Totals		30		53		6		9		16		24		10		30		20		82		17		23	

FG%	1st Half: 14-25 .560	2nd Half: 16-28 .571	Game: .566	DEADBALL
3-Pt. FG%	1st Half: 3-6 .500	2nd Half: 3-3 1.000	Game: .667	REBOUNDS
F Throw%	1st Half: 5-8 .625	2nd Half: 11-16 .688	Game: .667	4

No. 3 Arkansas		Tot-FG		3-Pt		Rebounds		Tot		PF		TP		A		TO		BLK		S		MIN			
#	Player	FG	FGA	FG	FGA	FT	FTA	OF	DE	Tot	PF	TP	A	TO	BLK	S	MIN								
10	Todd Day	5	11	3	6	1	2	1	5	6	5	14	3	5	0	2	26								
35	Isalah Morris	6	12	0	0	3	4	7	2	9	2	15	0	5	0	1	29								
25	Oliver Miller	7	11	0	0	0	2	6	8	3	14	3	2	3	1	0	34								
11	Lee Mayberry	3	13	0	0	3	0	1	0	0	6	5	1	0	0	0	38								
20	Robert Shephard	2	5	0	1	1	2	2	2	4	3	5	5	2	0	0	19								
3	Warren Linn	0	0	0	0	0	0	0	0	0	0	0	0	0	0	0	2								
12	Clint McDaniel	1	6	0	1	0	0	0	0	0	2	2	0	1	0	0	12								
21	Darrell Hawkins	5	6	0	0	12	13	1	2	4	22	5	1	0	1	0	23								
22	Davor Rimac	0	0	0	0	0	0	0	1	1	0	0	0	0	0	0	1								
23	Ken Biley	0	0	0	0	0	0	0	1	1	0	0	0	0	0	0	8								
24	Ray Biggers	0	0	0	0	0	0	0	1	1	0	0	0	0	0	0	2								
34	Roosevelt Wallace	0	2	0	0	0	0	1	0	1	0	0	1	1	0	0	0								
44	Shawn Davis	0	0	0	0	0	0	0	0	0	0	0	0	0	0	0	1								
TEAM						3		3		0		0		0		0		0		0		1			
Totals		29		66		3		14		19		24		17		36		19		80		23		18	

FG%	1st Half: 17-34 .500	2nd Half: 12-32 .375	Game: .439	DEADBALL
3-Pt. FG%	1st Half: 3-7 .429	2nd Half: 0-7 .000	Game: .214	REBOUNDS
F Throw%	1st Half: 7-8 .875	2nd Half: 12-16 .750	Game: .792	3

Officials: Dick Paparo, Art McDonald, Stan Reynolds
Technical fouls: Arkansas - Day
Attendance: 18,333

Score by Periods	1st	2nd	Total
No. 6 Memphis	36	46	82
No. 3 Arkansas	44	36	80

1993

Arkansas 94, Holy Cross 64
East Regional > First Round > March 18, 1993
Lawrence Joel Veterans Memorial Coliseum
Winston-Salem, N.C. > Att.: 14,366

No. 13 Holy Cross		Tot-FG		3-Pt		Rebounds		Tot		PF		TP		A		TO		BLK		S		MIN	
#	Player	FG	FGA	FG	FGA	FT	FTA	OF	DE	Tot	PF	TP	A	TO	BLK	S	MIN						
24	Rob Feaster	9	22	0	1	5	6	4	2	6	2	23	0	4	0	2	33						
34	Rick Mashburn	4	7	2	2	5	8	1	10	11	4	15	2	6	0	0	31						
21	John Young	0	1	0	0	2	4	1	3	4	2	0	0	0	0	0	22						
12	Roger Breslin	1	3	0	0	0	0	1	1	4	0	4	0	0	0	0	29						
32	Bill Walker	3	11	1	3	0	0	1	2	3	2	7	1	3	0	1	30						
42	Frank Powell	4	11	0	4	3	3	5	3	8	3	11	1	3	0	0	25						
30	Derek Farkas	1	3	0	0	0	0	0	0	1	2	1	1	0	1	0	10						



1993> Sweet 16
Front row, L to R: Mike Van Pelt, Shane Slater, Ryan Hogue, trainer Kevin Pitts, assistant coach Nolan Richardson III, administrative assistant Wayne Stehlik, assistant coach Mike Anderson, assistant coach Brad Dunn, Ben Daggett, Kirk Dodd, Jeremy Rose, Mark Murray. Second row, L to R: Reggie Merritt, Ray Canode, Craig Tyson, Corey Beck, Scotty Thurman, Ken Biley, Davor Rimac, Dwight Stewart, head coach Nolan Richardson, Elmer Martin, Ray Biggers, Corliss Williamson, Darrell Hawkins, Warren Linn, Roger Crawford, Clint McDaniel, Robert Shephard.

44	Carlos Clark	0	0	0	0	0	0	2	0	0	0	0	0	0	0	0	6
11	Ted Bettencourt	0	2	0	0	0	0	0	0	0	0	0	0	0	0	0	1
20	Tim Payne	0	1	0	0	0	0	0	0	0	0	0	0	0	0	0	1
22	Gordon Hamilton	0	1	0	0	0	0	0	0	0	3	2	4	0	1	0	9
45																	

ARKANSAS

28 NCAA TOURNAMENT BIDS



1994 > Final Four - National Champion

First row, L to R: Ken Biley, Darnell Robinson, head coach Nolan Richardson, Corliss Williamson, Lee Wilson, Scotty Thurman. **Second row, L to R:** Ray Biggers, Reggie Garrett, Elmer Martin, John Engskov, Craig Tyson, Davor Rimac. **Third row, L to R:** Clint McDaniel, Al Dillard, Roger Crawford, Corey Beck, Reggie Merritt, Dwight Stewart. **Fourth row, L to R:** Ryan Hogue, Jeremy Rose, Erick Tangness, Tim Ezzell, Shane Slater, Ben Daggett. **Fifth row, L to R:** Trainer Dave England, administrative assistant Wayne Stehlik, assistant coach Nolan Richardson III, assistant coach Brad Dunn, assistant coach Mike Anderson, Billy Sheofee, Mark Murray.

North Carolina 80, Arkansas 74 East Regional > Sweet 16 > March 26, 1993 Meadowlands Arena > East Rutherford, N.J. Att.: 19,761

No. 4 Arkansas		Tot-FG		3-Pt		Rebounds		Tot		PF		TP		A		TO		BLK		S		MIN	
#	Player	FG	FBA	FGA	FT	FTA	OF	DE	Tot	PF	TP	A	TO	BLK	S	MIN							
21	Darrell Hawkins	* 2	10	1	4	0	0	2	2	4	2	5	2	0	0	27							
30	Scotty Thurman	* 5	12	2	5	0	0	0	0	1	12	1	1	0	2	29							
15	Dwight Stewart	* 2	3	1	1	0	0	0	1	1	3	5	1	0	0	12							
14	Corey Beck	* 0	2	0	0	0	1	1	2	4	0	5	0	0	18								
20	Robert Shepherd	* 5	8	3	4	0	0	2	1	3	0	13	2	6	1	25							
3	Warren Lint	* 0	1	0	0	0	0	1	0	0	0	1	0	0	6								
32	Clint McDaniel	* 3	12	3	8	4	2	6	4	12	1	1	0	0	23								
13	Roger Crawford	* 1	2	1	1	2	1	1	4	3	1	0	1	1	14								
34	Corliss Williamson	* 7	0	0	2	3	2	2	3	16	1	0	2	1	30								
40	Elmer Martin	* 2	4	0	3	4	1	4	5	2	7	5	0	2	16								
TEAM																							
Totals		27	61	11	24	9	13	18	31	20	74	21	12	6	6	200							
FG%		1st Half: 16-36 .444		2nd Half: 11-25 .444		Game: .443		DEADBALL															
3-Pt. FG%		1st Half: 8-16 .500		2nd Half: 3-8 .375		Game: .458		REBOUNDS															
F Throw%		1st Half: 5-7 .714		2nd Half: 4-6 .667		Game: .692		1															

No. 1 North Carolina		Tot-FG		3-Pt		Rebounds		Tot		PF		TP		A		TO		BLK		S		MIN	
#	Player	FG	FBA	FGA	FT	FTA	OF	DE	Tot	PF	TP	A	TO	BLK	S	MIN							
31	Brian Reese	* 5	11	0	1	3	6	5	3	8	1	13	4	1	0	31							
34	George Lynch	* 9	13	0	0	5	7	5	10	4	23	2	3	0	1	33							
00	Eric Montross	* 6	8	0	0	3	6	4	4	8	2	15	1	1	2	37							
14	Derrick Phelps	* 2	5	1	1	0	2	1	5	7	1	5	7	1	0	25							
21	Donald Williams	* 7	19	3	9	5	6	1	0	1	3	22	3	2	0	30							
3	Pat Sullivan	* 1	4	0	0	0	2	0	2	0	2	0	0	0	12								
5	Henrik Rodi	* 0	1	0	1	0	0	1	1	1	0	0	1	1	12								
11	Scott Cherry	* 0	0	0	0	0	0	0	0	0	0	2	0	0	3								
33	Kevin Salvadori	* 0	1	0	0	0	0	2	2	1	0	0	0	0	7								
TEAM																							
Totals		30	62	4	12	16	26	21	4	45	13	80	19	12	3	5	200						
FG%		1st Half: 17-32 .531		2nd Half: 13-30 .433		Game: .484		DEADBALL															
3-Pt. FG%		1st Half: 4-9 .500		2nd Half: 0-4 .000		Game: .333		REBOUNDS															
F Throw%		1st Half: 7-12 .583		2nd Half: 9-14 .643		Game: .615		3															

Officials: Ted Hillary, Tom Harrington, Mike Szanzer
Technical fouls: None
Attendance: 19,761

Score by Periods	1st	2nd	Total
No. 4 Arkansas	45	29	74
No. 1 North Carolina	45	35	80

1994

Arkansas 94, North Carolina A&T 79 Midwest Regional > First Round > March 18, 1994 Myraid Convention Center > Oklahoma City, Okla. Att.: 13,336

No. 16 North Carolina A&T		Tot-FG		3-Pt		Rebounds		Tot		PF		TP		A		TO		BLK		S		MIN	
#	Player	FG	FBA	FGA	FT	FTA	OF	DE	Tot	PF	TP	A	TO	BLK	S	MIN							
32	John Floyd	* 1	6	0	2	2	2	2	8	10	1	4	0	3	0	30							
34	Joe Burn	* 5	10	0	0	10	11	5	7	12	3	20	1	2	0	29							
25	Thad Young	* 2	10	0	5	6	4	3	7	2	9	1	2	0	2	26							
5	Tyrone Brita	* 6	13	4	7	4	4	1	2	3	20	5	2	0	2	35							
12	Phillip Allen	* 7	22	5	19	0	0	4	4	2	19	4	0	4	0	37							
24	Anthony Jones	* 2	4	0	1	2	1	2	1	2	5	2	5	0	2	26							
20	Kenny O'Neal	* 0	1	0	1	0	0	1	0	1	0	0	0	0	4								
11	Brian Seagraves	* 1	2	0	1	0	0	0	0	0	2	1	0	0	6								
54	Chris Johnson	* 0	1	0	0	0	2	1	3	1	0	0	1	0	3								
42	Monte Key	* 0	0	0	0	0	1	0	0	0	0	0	0	0	2								
10	Tark Beasley	* 0	1	0	1	0	0	0	0	0	0	0	0	0	1								
23	Terry Cooper	* 0	0	0	0	0	0	1	0	1	0	0	0	0	1								
TEAM																							
Totals		24	70	9	31	22	26	19	26	45	12	79	14	20	0	16200							
FG%		1st Half: 11-32 .344		2nd Half: 13-39 .342		Game: .343		DEADBALL															
3-Pt. FG%		1st Half: 4-14 .286		2nd Half: 5-17 .294		Game: .290		REBOUNDS															
F Throw%		1st Half: 13-16 .813		2nd Half: 9-10 .900		Game: .846		2															

No. 1 Arkansas		Tot-FG		3-Pt		Rebounds		Tot		PF		TP		A		TO		BLK		S		MIN	
#	Player	FG	FBA	FGA	FT	FTA	OF	DE	Tot	PF	TP	A	TO	BLK	S	MIN							
30	Scotty Thurman	* 7	14	3	8	2	2	0	5	5	2	19	9	3	0	36							
34	Corliss Williamson	* 10	13	0	4	5	3	4	7	24	2	4	2	3	34								
15	Dwight Stewart	* 3	7	2	4	0	1	4	5	2	8	3	0	2	0	19							
14	Corey Beck	* 3	3	0	3	3	0	6	6	3	9	6	2	0	5	26							
22	Davor Rimac	* 3	7	1	5	1	1	1	3	8	0	0	0	0	15								
44	Darnell Robinson	* 4	6	0	0	0	0	3	3	2	8	1	0	1	16								
31	Roger Crawford	* 1	3	1	2	0	0	1	1	1	3	3	0	0	12								
12	Clint McDaniel	* 0	2	0	2	0	0	1	1	4	0	1	1	1	8								
33	Lee Wilson	* 0	0	0	0	0	0	0	0	0	0	0	2	0	6								
3	Al Dillard	* 4	9	3	7	2	2	0	0	0	13	2	3	0	19								
40	Elmer Martin	* 1	2	0	0	0	1	1	2	3	2	2	1	1	0	7							
23	Ken Biley	* 0	0	0	0	0	0	0	0	0	0	0	0	0	2								
TEAM																							
Totals		36	66	10	28	12	14	5	29	34	21	94	25	20	5	12200							
FG%		1st Half: 18-35 .514		2nd Half: 18-31 .581		Game: .545		DEADBALL															
3-Pt. FG%		1st Half: 5-15 .333		2nd Half: 5-12 .417		Game: .357		REBOUNDS															
F Throw%		1st Half: 2-3 .667		2nd Half: 10-11 .909		Game: .857		1															

Officials: Dick Paparo, Michael Kitts, George Watts
Technical fouls: None
Attendance: 13,336

Score by Periods	1st	2nd	Total
No. 16 North Carolina A&T	39	40	79
No. 1 Arkansas	43	51	94

Arkansas 85, Georgetown 73 Midwest Regional > Second Round > March 20, 1994 Myraid Convention Center > Oklahoma City, Okla. Att.: 13,376

No. 9 Georgetown		Tot-FG		3-Pt		Rebounds		Tot		PF		TP		A		TO		BLK		S		MIN	
#	Player	FG	FBA	FGA	FT	FTA	OF	DE	Tot	PF	TP	A	TO	BLK	S	MIN							
22	Robert Churchill	* 2	7	0	2	3	3	1	4	5	4	7	1	1	0	25							
52	Don Reid	* 1	1	0	0	0	0	1	1	2	2	2	2	0	0	11							
50	Othella Harrington	* 2	6	0	0	5	6	2	1	3	5	9	0	0	1	20							
10	Joey Brown	* 4	9	2	5	3	7	2	2	4	5	13	5	4	0	30							
30	George Butler	* 4	14	1	2	1	3	0	0	3	10	1	3	0	31								
40	Duane Spencer	* 2	4	0	3	5	3	4	7	1	7	1	6	0	23								
4	John Jacques	* 2	6	0	2	3	4	2	0	2	1	7	0	0	1	21							
12	Eric Micoud	* 2	3	2	3	0	0	2	2	1	6	0	0	0	9								
34	Lamont Morgan	* 0	0	0	0	0	0	0	0	0	1	0	0	0	3								
44	Ya Ya Dia	* 2	4	0	0	1	1	1	2	1	5	0	2	0	11								
11	Irvin Church	* 3	4	1	2	0	0	0	0	0	2	7	0	0	1	11							
32	Kevin Millen	* 1	1	0	1	0	0	0	0	1	0	0	0	0	5								
TEAM																							
Totals		24	59	6	17	19	29	16	16	32	27	73	10	19	1	5	200						
FG%		1st Half: 14-29 .483		2nd Half: 10-30 .333		Game: .407		DEADBALL															
3-Pt. FG%		1st Half: 5-12 .417		2nd Half: 1-5 .200		Game: .353		REBOUNDS															
F Throw%		1st Half: 6-10 .600		2nd Half: 13-19 .684		Game: .655		4															

No. 1 Arkansas		Tot-FG		3-Pt		Rebounds		Tot		PF	
----------------	--	--------	--	------	--	----------	--	-----	--	----	--

20	Oliver Saint-Jean	1	3	1	1	1	2	0	3	3	2	4	0	1	1	1	11
41	Leon Demicks	0	0	0	0	0	0	0	0	0	0	0	0	0	0	0	2
31	Bobby Crawford	0	0	0	0	0	0	0	0	0	1	0	0	0	0	0	1
TEAM		2 2 4															
Totals		26	64	3	17	13	20	16	27	43	22	66	14	16	2	8	200

FG%	1st Half: 12-33 .364	2nd Half: 14-31 .452	Game: .406	DEADB
3-Pt. FG%	1st Half: 0-5 .000	2nd Half: 3-12 .250	Game: .176	REBOUNDS
F Throw%	1st Half: 7-12 .583	2nd Half: 6-8 .750	Game: .650	3

No. 1 Arkansas

#	Player	Tot-FG		3-Pt		Rebounds											A	TO	BLK	S	MIN
		FG	FGA	FG	FGA	FTA	OF	DE	Tot	PF	TP	A	TO	BLK	S	MIN					
15	Dwight Stewart *	2	4	1	2	4	0	3	3	5	7	2	1	0	0	22					
34	Corliss Williamson	*6	10	0	0	0	2	4	6	1	12	3	3	0	1	40					
44	Darnell Robinson *	*6	13	0	0	2	3	1	4	2	14	1	0	0	28						
14	Corey Beck *	*1	4	0	0	2	2	0	2	2	4	5	2	0	28						
30	Scotty Thurman *	*7	13	4	8	2	2	0	2	3	20	1	0	1	31						
12	Clint McDaniel	3	7	3	6	3	4	0	7	3	12	0	1	0	31						
33	Lee Wilson	0	0	0	0	0	1	1	2	1	0	0	0	1	7						
3	Al Dillard	2	6	2	5	0	0	0	1	1	0	6	3	1	0	7					
22	Davor Rimac	0	0	0	0	0	0	0	0	0	0	0	0	1	0	2					
40	Elmer Martin	0	0	0	0	1	2	0	0	0	0	1	0	0	1	3					
24	Ray Biggers	0	0	0	0	0	0	0	0	0	0	0	0	0	1	0					
TEAM		5 5																			
Totals		27	57	10	21	12	19	6	26	32	17	76	15	11	2	4	200				

FG%	1st Half: 14-30 .467	2nd Half: 13-27 .481	Game: .474	DEADB
3-Pt. FG%	1st Half: 7-12 .583	2nd Half: 3-9 .333	Game: .476	REBOUNDS
F Throw%	1st Half: 5-10 .500	2nd Half: 7-9 .778	Game: .632	4

Officials: James Burr, John Hughes, David Libbey
Technical fouls: Arkansas - Bench
Attendance: 16,297

Score by Periods	1st	2nd	Total
No. 3 Michigan	31	37	68
No. 1 Arkansas	40	36	76

Arkansas 91, Arizona 82

Final Four > Semifinal > April 2, 1994
Charlotte Coliseum > Charlotte, N.C. > Att.: 23,674

No. 2 Arizona

#	Player	Tot-FG		3-Pt		Rebounds											A	TO	BLK	S	MIN
		FG	FGA	FG	FGA	FTA	OF	DE	Tot	PF	TP	A	TO	BLK	S	MIN					
22	Ray Dives *	*7	15	0	3	2	2	4	8	12	5	16	0	1	0	35					
44	Reggie Geary *	*6	6	0	3	0	0	2	2	4	4	6	1	1	4	36					
50	Joseph Blair *	*4	7	0	0	0	1	6	8	14	3	8	1	2	0	3	36				
3	Khalid Reeves *	*6	19	0	9	8	9	2	2	4	20	4	6	0	0	34					
20	Damon Stoudamire *	*5	24	2	13	4	4	3	5	8	16	6	3	0	1	37					
51	Kevin Flanagan	1	1	0	0	0	0	0	0	0	1	2	0	0	0	4					
15	Joe McLean	1	1	0	0	0	0	0	0	0	2	2	0	1	0	2					
33	Corey Williams	5	7	4	6	0	0	2	4	6	0	14	1	1	0	12					
11	Dylan Rigdon	0	0	0	0	0	0	0	0	0	0	0	0	0	1						
10	Jason Richey	0	0	0	0	0	0	0	0	0	0	0	0	0	1						
21	Andy Brown	0	0	0	0	0	0	0	0	0	0	0	0	0	1						
40	Jarvis Kelley	0	0	0	0	0	0	0	0	0	0	0	0	0	1						
TEAM		1 1 2																			
Totals		31	80	6	32	14	16	20	30	50	23	82	18	15	1	9	200				

FG%	1st Half: 18-43 .419	2nd Half: 13-37 .351	Game: .388	DEADB
3-Pt. FG%	1st Half: 2-16 .125	2nd Half: 4-16 .250	Game: .188	REBOUNDS
F Throw%	1st Half: 3-3 .000	2nd Half: 11-13 .846	Game: .875	1

No. 1 Arkansas

#	Player	Tot-FG		3-Pt		Rebounds											A	TO	BLK	S	MIN
		FG	FGA	FG	FGA	FTA	OF	DE	Tot	PF	TP	A	TO	BLK	S	MIN					
15	Dwight Stewart *	*2	5	0	3	1	2	4	8	12	5	7	0	0	1	23					
34	Corliss Williamson	*11	18	0	0	7	9	7	6	13	0	29	5	1	1	2	37				
44	Darnell Robinson *	*5	9	0	1	2	3	1	1	2	12	2	3	0	0	26					
14	Corey Beck *	*2	5	1	1	4	8	1	3	4	4	9	4	6	0	27					
30	Scotty Thurman *	*5	13	0	5	4	6	2	6	5	2	14	5	2	1	36					
12	Clint McDaniel	4	10	2	6	2	0	5	3	12	3	0	0	1	28						
3	Al Dillard	2	7	2	7	0	0	1	1	0	6	0	2	0	12						
33	Lee Wilson	1	2	0	0	0	2	4	0	4	2	0	0	0	6						
22	Davor Rimac	0	1	0	1	0	0	1	0	0	0	0	0	0	5						
TEAM		1 3 4																			
Totals		32	70	7	24	20	32	16	30	46	16	91	19	14	5	4	200				



1995> Final Four - National Runner-up

Front row, L to R: Guy Whitney, Clint McDaniel, Corey Beck, Kareem Reid, Al Dillard, Reggie Merritt, John Engskov. Second row, L to R: Assistant coach Brad Dunn, Landis Williams, Reggie Garrett, Davor Rimac, Corliss Williamson, Darnell Robinson, Scotty Thurman, Lee Wilson, Dwight Stewart, Elmer Martin, assistant coach Mike Anderson. Third row, L to R: Head coach Nolan Richardson, administrative assistant Wayne Stehlik, strength coach Don Decker, Jeremy Rose, Ryan Hogue, Mark Murray, Erick Tangness, Mark Campbell, Tim Ezell, Ben Daggett, assistant coach Nolan Richardson III, trainer Dave England.

FG%	1st Half: 17-35 .486	2nd Half: 15-35 .429	Game: .457	DEADB
3-Pt. FG%	1st Half: 6-13 .462	2nd Half: 1-11 .091	Game: .292	REBOUNDS
F Throw%	1st Half: 1-4 .250	2nd Half: 19-28 .679	Game: .625	4

Officials: Tom Rucker, Ted Hillary, Mike Sanzere
Technical fouls: None
Attendance: 23,674

Score by Periods	1st	2nd	Total
No. 2 Arizona	41	41	82
No. 1 Arkansas	41	50	91

Arkansas 76, Duke 72
Final Four > National Championship Game
April 4, 1994

Charlotte Coliseum > Charlotte, N.C. > Att.: 23,674

No. 2 Duke

#	Player	Tot-FG		3-Pt		Rebounds											A	TO	BLK	S	MIN
		FG	FGA	FG	FGA	FTA	OF	DE	Tot	PF	TP	A	TO	BLK	S	MIN					
21	Antonio Lang *	*6	9	0	0	3	3	2	5	5	15	3	5	1	0	34					
33	Grant Hill *	*4	11	1	4	3	5	1	13	14	3	12	6	9	3	38					
44	Cherokee Parks *	*7	10	0	0	0	1	3	4	7	3	14	0	0	2	30					
5	Jeff Capel *	*6	16	2	6	0	0	1	4	5	3	14	4	6	0	35					
20	Chris Collins *	*4	11	4	8	0	0	0	0	0	12	1	1	1	1	34					
3	Marty Clark *	*1	6	0	2	1	2	1	0	1	2	3	3	2	0	15					
52	Erik Meek	1	2	0	0	0	0	3	4	7	1	2	0	0	14						
TEAM		2 3 5																			
Totals		29	65	7	20	7	11	14	30	44	18	72	17	23	7	5	200				

FG%	1st Half: 15-39 .484	2nd Half: 14-34 .412	Game: .446	DEADB
3-Pt. FG%	1st Half: 2-9 .222	2nd Half: 5-11 .455	Game: .350	REBOUNDS
F Throw%	1st Half: 1-3 .333	2nd Half: 6-8 .750	Game: .636	1

No. 1 Arkansas

#	Player	Tot-FG		3-Pt		Rebounds											A	TO	BLK	S	MIN
		FG	FGA	FG	FGA	FTA	OF	DE	Tot	PF	TP	A	TO	BLK	S	MIN					
23	Ken Biley *	*0	0	0	0	0	0	0	0	0	1	0	0	0	0	3					
34	Corliss Williamson	*10	24	0	0	0	3	5	7	1	8	3	23	3	0	2	35				
15	Dwight Stewart *	*3	11	0	5	0	0	4	5	9	3	6	4	1	0	29					
14	Corey Beck *	*5	11	0	1	5	8	2	8	10	3	15	4	3	0	35					
30	Scotty Thurman *	*6	13	5	0	0	1	4	5	2	15	1	0	0	1	36					
12	Clint McDaniel	2	5	1	3	2	4	0	2	2	7	3	1	0	3	32					
44	Darnell Robinson	1	5	0	0	0	1	1	2	1	2	0	1	0	0	12					
3	Al Dillard	1	5	1	4	1	2	1	1	1	4	0	0	0	8						
22	Davor Rimac	0	1	0	0	0	0	0	0	0	0	0	0	1	0	5					
33	Lee Wilson	2	2	0	0	0	0	1	3	4	1	4	0	1	0	5					
TEAM		2 1 3																			
Totals		30	77	5	18	11	19	19	25	44	17	76	15	12	3	11	200				

FG%	1st Half: 16-38 .421	2nd Half: 14-39 .359	Game: .390	DEADB
3-Pt. FG%	1st Half: 2-5 .400	2nd Half: 3-13 .231	Game: .278	REBOUNDS
F Throw%	1st Half: 0-0 .000	2nd Half: 11-19 .579	Game: .579	6

ARKANSAS

28 NCAA TOURNAMENT BIDS



22 Davor Rimac	0	2	0	2	0	0	0	2	2	0	0	1	0	0	0	12
15 Dwight Stewart	1	3	0	1	0	1	0	3	3	5	2	0	2	0	0	14
3 Al Dillard	2	4	1	3	0	0	1	1	0	5	1	1	0	0	8	
33 Lee Wilson	7	9	0	0	4	2	3	5	4	18	0	0	0	0	26	
TEAM																
Totals	35	68	8	19	18	24	13	22	35	26	96	17	16	1	7 225	

FG%	1st Half: 16-34 .471	2nd Half: 19-34 .559	Game: .515	DEADB
3-PL FG%	1st Half: 1-7 .143	2nd Half: 7-12 .583	Game: .421	REBOUNDS
F Throw%	1st Half: 6-7 .857	2nd Half: 12-17 .706	Game: .750	3

Officials: Timothy Higgins, William Kennedy, Bob Donato Jr.
 Technical fouls: Syracuse - Bench
 Attendance: 15,375

Score by Periods	1st	2nd	OT	Total
No. 1 Syracuse	42	40	12	94
No. 2 Arkansas	39	43	14	96

Arkansas 96, Memphis 91 (OT)

Midwest Regional > Sweet 16 > March 24, 1995

Kemper Arena > Kansas City, Mo. > Att.: 16,153

No. 6 Memphis																	
#	Player	Tot-FG	3-PL	Rebounds				TP	A	TO	BLK	S	MIN				
		FG	FPA	FG	FPA	FT	FTA	OF	DE	TP	PF	TP	A	TO	BLK	S	MIN
23	Michael Wilson	* 5	7	0	0	1	2	5	7	2	11	1	3	0	0	23	
45	Cedric Henderson	* 5	17	2	6	2	2	4	6	3	14	2	1	3	3	41	
55	Lorenson Wright	* 6	11	0	0	0	1	6	8	14	4	12	2	3	1	42	
00	Chris Garner	* 2	4	1	1	0	1	1	4	5	5	8	6	0	3	38	
11	Mingo Johnson	* 10	18	5	9	7	10	1	1	2	4	32	5	1	0	2	33
42	David Vaughn	* 2	7	0	0	3	5	0	9	2	7	0	3	0	0	29	
3	Justin Wimmer	* 3	7	1	5	0	0	1	1	3	7	1	0	0	0	13	
20	Rodney Newsom	0	3	0	1	0	0	1	1	2	1	0	0	0	0	4	
12	Leon Mitchell	0	0	0	0	0	0	0	0	0	0	0	0	0	0	0	4
15	Marcus Nolan	1	1	1	1	0	0	0	0	0	3	0	0	0	0	1	
TEAM																	
Totals		34	75	10	23	13	20	14	34	48	24	91	19	17	4	8	225

FG%	1st Half: 11-37 .297	2nd Half: 23-38 .605	Game: .453	DEADB
3-PL FG%	1st Half: 4-10 .400	2nd Half: 6-13 .462	Game: .435	REBOUNDS
F Throw%	1st Half: 6-11 .727	2nd Half: 5-9 .556	Game: .650	1

No. 2 Arkansas																	
#	Player	Tot-FG	3-PL	Rebounds				TP	A	TO	BLK	S	MIN				
		FG	FPA	FG	FPA	FT	FTA	OF	DE	TP	PF	TP	A	TO	BLK	S	MIN
30	Scotty Thurman	* 5	12	4	5	3	4	0	2	2	17	4	0	0	0	38	
34	Cortis Williamson	* 10	16	0	0	7	9	4	9	13	4	27	3	0	2	40	
40	Elmer Martin	* 1	2	0	1	0	0	1	2	3	0	2	1	1	0	1	8
12	Clint McDaniel	* 2	6	1	5	2	4	2	2	4	4	7	3	5	0	4	33
14	Corey Beck	* 2	5	2	2	4	1	4	5	4	8	4	1	0	2	33	
3	Al Dillard	* 6	12	4	8	3	4	0	4	4	1	19	0	3	0	2	17
15	Dwight Stewart	* 2	6	0	3	2	4	1	4	5	2	6	3	1	1	30	
22	Davor Rimac	* 1	3	1	3	0	0	2	2	0	3	1	1	0	1	11	
33	Lee Wilson	* 2	5	0	0	3	6	2	1	3	1	7	0	0	0	1	11
44	Darnell Robinson	0	1	0	0	0	0	0	0	0	2	0	0	0	0	0	3
23	Reggie Garrett	0	0	0	0	0	0	0	0	0	0	0	0	0	0	0	1
TEAM																	
Totals		31	68	12	27	22	35	11	33	44	20	96	19	16	1	14	225

FG%	1st Half: 16-32 .500	2nd Half: 15-36 .417	Game: .456	DEADB
3-PL FG%	1st Half: 5-8 .625	2nd Half: 7-19 .368	Game: .444	REBOUNDS
F Throw%	1st Half: 6-11 .545	2nd Half: 16-24 .667	Game: .629	5

Officials: Jim Burr, Larry Rose, David Hall
 Technical fouls: Arkansas - Beck, Memphis - Johnson
 Attendance: 16,153

Score by Periods	1st	2nd	OT	Total
No. 2 Memphis	34	49	8	91
No. 2 Arkansas	43	40	13	96

Arkansas 68, Virginia 61

Midwest Regional > Elite Eight > March 26, 1995

Kemper Arena > Kansas City, Mo. > Att.: 15,622

No. 4 Virginia																	
#	Player	Tot-FG	3-PL	Rebounds				TP	A	TO	BLK	S	MIN				
		FG	FPA	FG	FPA	FT	FTA	OF	DE	TP	PF	TP	A	TO	BLK	S	MIN
22	Jason Willford	* 0	3	0	1	4	8	2	6	8	5	4	4	3	0	0	32
4	Junior Burroughs	* 14	1	1	3	9	11	8	8	16	3	22	1	1	0	0	39
30	Chris Alexander	* 0	2	0	0	0	3	6	3	0	0	3	0	0	0	0	23
5	Curtis Staples	* 6	15	4	10	0	0	1	3	4	4	16	2	0	0	0	38
21	Harold Deane	* 4	16	1	9	3	7	0	2	2	12	2	6	0	0	0	38
24	Yuri Barnes	* 0	1	0	0	1	2	0	0	0	2	1	0	1	0	1	10
13	Jamal Robinson	* 3	5	0	0	0	2	1	3	3	6	0	0	0	0	0	16
25	Norman Nolan	* 0	0	0	0	0	0	0	0	0	0	0	0	0	0	0	3
32	Percy Ellsworth	* 0	0	0	0	0	0	0	0	0	0	0	0	0	0	0	1
TEAM																	
Totals		19	56	6	21	17	28	18	23	41	22	61	9	14	1	9	200

FG%	1st Half: 7-24 .292	2nd Half: 12-32 .375	Game: .339	DEADB
3-PL FG%	1st Half: 1-5 .200	2nd Half: 5-16 .313	Game: .286	REBOUNDS
F Throw%	1st Half: 10-14 .714	2nd Half: 7-14 .500	Game: .607	1

No. 2 Arkansas																	
#	Player	Tot-FG	3-PL	Rebounds				TP	A	TO	BLK	S	MIN				
		FG	FPA	FG	FPA	FT	FTA	OF	DE	TP	PF	TP	A	TO	BLK	S	MIN
30	Scotty Thurman	* 7	16	2	6	1	2	3	5	8	1	17	1	2	0	2	33
40	Elmer Martin	* 0	2	0	2	0	0	1	1	2	0	0	0	1	0	8	
34	Cortis Williamson	* 13	10	0	5	6	2	7	9	3	21	3	3	0	2	35	
12	Clint McDaniel	* 1	2	0	1	2	2	0	1	3	4	1	1	0	2	29	
14	Corey Beck	* 1	5	0	2	5	6	2	6	4	7	3	2	0	2	36	
15	Dwight Stewart	* 7	1	6	2	2	1	5	6	3	5	1	1	1	0	17	
3	Al Dillard	* 1	5	0	2	1	1	2	1	3	3	2	1	0	0	12	
44	Darnell Robinson	0	1	0	1	0	0	0	3	3	1	0	0	0	0	9	
22	Davor Rimac	* 2	4	2	4	0	0	0	0	1	6	1	1	0	0	15	
33	Lee Wilson	* 2	2	0	0	1	2	1	3	4	2	5	1	0	1	10	
23	Reggie Garrett	* 0	1	0	0	0	0	0	0	0	0	0	0	0	0	0	2
TEAM																	
Totals		23	58	5	24	17	21	14	29	43	22	68	13	3	9	200	

FG%	1st Half: 11-29 .379	2nd Half: 12-29 .414	Game: .397	DEADB
3-PL FG%	1st Half: 2-12 .167	2nd Half: 3-12 .250	Game: .208	REBOUNDS
F Throw%	1st Half: 3-3 .1000	2nd Half: 14-18 .778	Game: .810	2

Officials: Charles Range, John Cahill, Mark Reischling
 Technical fouls: None
 Attendance: 15,622

Score by Periods	1st	2nd	Total
No. 4 Virginia	25	36	61
No. 2 Arkansas	27	41	68



1996 > Sweet 16

Front row, L to R: Sunday Adebayo, Antwon Hall, Kareem Reid, Lee Wilson, Darnell Robinson, John Engskov, Ali Thompson, Nick Davis. Second row, L to R: Pat Bradley, Derek Hood, Jesse Pate, administrative assistant Wayne Stehlik, assistant coach Mike Anderson, head coach Nolan Richardson, assistant coach Brad Dunn, assistant coach Nolan Richardson III, Guy Whitney, Reggie Merritt, Marlon Towns, Landis Williams. Third row, L to R: Rich Webb, Mark Jackson, Tim Ezell, Jeff Boogaard, trainer Dave England, strength coach Don Decker, Richie Nickell, Wade Condray, Lorin Chzotkin, Erick Tangness.

Arkansas 75, North Carolina 68

Final Four > Semifinal > April 1, 1995

The Kingdome > Seattle, Wash. > Att.: 38,540

No. 2 North Carolina																	
#	Player	Tot-FG	3-PL	Rebounds				TP	A	TO	BLK	S	MIN				
		FG	FPA	FG	FPA	FT	FTA	OF	DE	TP	PF	TP	A	TO	BLK	S	MIN
42	Jerry Stackhouse	* 4	7	3	3	7	10	4	2	6	2	18	2	1	0	0	28
24	Dante Callabina	* 1	10	0	7	0	0	1	4	5	1	2	9	1	1	2	35
30	Rashed Wallace	* 4	8	0	0	2	4	3	7	10	4	10	0	4	0	4	33
21	Donald Williams	* 7	19	5	12	0	0	6	6	1	19	1	2	0	1	36	
5	Jeff Mullins	* 3	9	2	5	5	6	1	6	7	4	13	2	0	0	0	37
3	Pat Sullivan	* 1	2	0	0	2	4	0	0	0	0	4	2	0	0	0	13
45	Serge Zwikker	* 0	1	0	0	0	0	0	2	2	1	0	0	0	0	0	6
22	Pearce Landry	* 1	2	0	1	0	0	1	1	0	2	0	2	0	0	0	10
15	S. Williams	* 0	0	0	0	0	0	1	1	0	0	0	1	0	0	2	
TEAM																	
Totals		19	56	6	21	17	28	18	23	41	22	61	9	14	1	9	200

FG%	1st Half: 15-32 .469	2nd Half: 6-24 .250	Game: .375	DEADB
3-PL FG%	1st Half: 6-12 .500	2nd Half: 4-16 .250	Game: .357	REBOUNDS
F Throw%	1st Half: 2-4 .500	2nd Half: 14-20 .700	Game: .667	6

No. 2 Arkansas																	
#	Player	Tot-FG	3-PL	Rebounds				TP	A	TO	BLK	S	MIN				
		FG	FPA	FG	FPA	FT	FTA	OF	DE	TP	PF	TP	A	TO	BLK	S	MIN
30	Scotty Thurman	* 2	10	2	9	0	0	5	5	3	6	3	2	0	2	37	
34	Cortis Williamson	* 10	17	0	0	1	5	10	4	21	1	1	2	29			
40	Elmer Martin	* 1	1	1	1	0	0	1	0	1	0	3	1	0	0	5	
12	Clint McDaniel	* 3	7	3	5	4	4	2	3	5	3	13					

#	Player	Tot-FG	3-Pt	Rebounds	FTA	OF	DE	Tot	PF	TP	A	TO	BLK	S	MIN		
44	Darnell Robinson	5	19	0	1	0	2	5	6	11	4	10	0	2	2	0	25
12	Kareem Reid	1	10	0	3	4	8	1	2	3	3	6	9	1	0	3	37
22	Pat Bradley	4	10	4	9	0	0	1	2	3	1	12	1	0	1	0	35
5	All Thompson	0	4	0	0	0	0	2	1	3	0	0	2	0	0	0	7
21	Landis Williams	3	7	0	2	1	2	3	4	7	2	7	0	0	1	2	17
23	Antwon Hall	0	1	0	1	0	0	0	0	0	1	0	0	0	0	0	1
33	Lee Wilson	3	8	0	2	3	3	6	2	8	0	2	1	0	1	0	16
24	Guy Whitney	0	0	0	0	0	0	0	0	0	0	0	0	0	0	0	1
35	Reggie Merritt	0	0	0	0	0	0	0	0	0	0	0	0	0	0	0	1
13	John Engskog	0	0	0	0	0	0	0	0	0	0	0	0	0	0	0	1
TEAM																	
Totals		24	77	6	20	11	23	25	29	54	20	65	13	8	4	7	200

FG%	1st Half: 11-38 .289	2nd Half: 13-39 .333	Game: .312	DEADBALL
3-Pt. FG%	1st Half: 4-12 .333	2nd Half: 2-8 .250	Game: .300	REBOUNDS
F Throw%	1st Half: 5-11 .455	2nd Half: 6-12 .500	Game: .478	6

No. 4 Marquette

#	Player	Tot-FG	3-Pt	Rebounds	FTA	OF	DE	Tot	PF	TP	A	TO	BLK	S	MIN		
5	Chris Crawford	2	5	0	1	1	2	3	5	5	5	2	4	0	0	21	
13	Roney Elford	2	12	1	7	0	0	1	6	7	1	5	3	2	1	32	
00	Amal McCaskill	0	3	0	4	8	4	7	11	3	4	0	4	2	0	35	
3	Anthony Pieper	4	20	3	14	2	1	3	4	2	13	4	0	0	1	38	
12	Aaron Hutchins	5	13	4	7	6	6	1	5	6	0	20	3	2	1	38	
21	Mike Sargent	0	0	0	0	0	0	0	0	0	0	0	0	0	0	2	
25	Zack McCall	2	2	2	0	0	0	2	3	6	0	3	1	1	0	11	
34	Richard Shaw	0	1	0	0	0	0	0	1	2	0	0	0	0	0	1	
40	Faisal Abraham	0	0	0	0	0	0	0	1	2	0	0	0	0	0	1	
45	Jarrod Lovette	0	0	0	3	4	1	5	6	3	3	1	2	0	0	12	
TEAM		3 2 5															
Totals		15	56	10	30	16	21	13	34	47	21	56	13	17	5	3	200

FG%	1st Half: 9-27 .333	2nd Half: 6-29 .207	Game: .268	DEADBALL
3-Pt. FG%	1st Half: 6-15 .400	2nd Half: 4-15 .267	Game: .333	REBOUNDS
F Throw%	1st Half: 9-9 .100	2nd Half: 7-12 .583	Game: .762	4

Officials: F. Scagliotta, S. Thornley, W. Kennedy

Technical fouls: None

Attendance: 11,931

Score by Periods	1st	2nd	Total
No. 12 Arkansas	31	34	65
No. 4 Marquette	33	23	56

Massachusetts 79, Arkansas 63
East Regional > Sweet 16 > March 21, 1996
Georgia Dome > Atlanta, Ga. > Att.: 34,614

No. 12 Arkansas

#	Player	Tot-FG	3-Pt	Rebounds	FTA	OF	DE	Tot	PF	TP	A	TO	BLK	S	MIN		
55	Derek Hood	1	6	0	0	3	4	1	4	5	4	5	0	2	0	18	
15	Marlon Towns	0	6	0	4	0	0	1	1	3	0	1	1	0	1	19	
44	Darnell Robinson	3	6	1	0	0	2	2	6	4	0	4	0	0	1	17	
12	Kareem Reid	3	11	0	2	6	6	1	2	3	1	12	8	6	0	1	37
22	Pat Bradley	6	10	3	6	0	1	2	3	2	15	3	0	0	2	37	
33	Lee Wilson	3	7	0	0	6	3	3	6	2	12	1	2	1	2	17	
21	Landis Williams	1	4	0	0	0	2	1	3	3	2	0	1	0	1	15	
31	Nick Davis	1	4	0	1	0	2	2	4	4	2	0	4	2	1	10	
5	All Thompson	0	9	0	1	1	2	4	6	3	9	2	1	0	1	22	
23	Antwon Hall	0	1	0	0	0	0	0	1	0	0	0	0	0	0	5	
24	Guy Whitney	0	0	0	0	0	0	0	0	0	0	1	0	0	0	1	
13	John Engskog	0	0	0	0	0	0	0	0	0	0	0	0	0	0	1	
35	Reggie Merritt	0	0	0	0	0	0	0	0	0	0	0	0	0	0	1	
TEAM		2 8 10															
Totals		22	64	3	15	16	18	16	28	44	26	63	14	25	4	9	200

FG%	1st Half: 5-27 .185	2nd Half: 17-37 .459	Game: .344	DEADBALL
3-Pt. FG%	1st Half: 0-5 .000	2nd Half: 4-15 .267	Game: .200	REBOUNDS
F Throw%	1st Half: 14-16 .875	2nd Half: 4-4 .100	Game: .889	1

No. 1 Massachusetts

#	Player	Tot-FG	3-Pt	Rebounds	FTA	OF	DE	Tot	PF	TP	A	TO	BLK	S	MIN		
3	Dania Dingle	4	9	0	4	7	3	4	1	7	0	12	4	1	0	2	30
4	Donta Bright	5	14	0	1	1	1	5	6	3	11	0	6	0	2	33	
34	Tyrone Weeks	5	9	0	6	8	4	3	7	3	16	1	2	2	0	25	
24	Carmelo Travieso	5	14	3	9	1	1	2	6	8	14	3	4	1	2	34	
12	Edgar Padilla	2	5	1	2	0	0	2	1	3	3	5	2	0	5	30	
21	Marcus Camby	5	8	0	5	10	4	3	7	3	15	1	1	3	0	18	
50	Inus Norville	0	0	0	1	2	0	2	2	5	1	0	1	0	0	8	
5	Charlton Clarke	0	4	0	2	1	0	1	0	1	1	3	0	1	0	12	
44	Rigoberto Nunez	1	3	0	1	0	0	1	1	0	0	0	0	0	0	3	
40	Ted Cottrell	0	1	0	0	2	2	1	2	0	0	2	0	0	1	0	3
11	Giddell Padilla	0	0	0	0	0	0	0	0	0	0	0	0	0	0	2	
14	Andy Maclay	0	0	0	0	0	0	0	0	0	0	0	0	0	0	1	
10	Ross Burns	0	0	0	0	0	0	0	0	0	0	0	0	0	0	1	
TEAM		0 2 2															
Totals		27	67	4	15	21	33	19	27	46	79	17	21	7	12	200	

FG%	1st Half: 15-34 .441	2nd Half: 12-33 .364	Game: .403	DEADBALL
3-Pt. FG%	1st Half: 2-7 .286	2nd Half: 2-8 .250	Game: .267	REBOUNDS
F Throw%	1st Half: 8-14 .571	2nd Half: 13-19 .684	Game: .636	5

Officials: David Libbey, Frank Bosone, Rick Hartzell

Technical fouls: None

Attendance: 34,614

Score by Periods	1st	2nd	Total
No. 12 Arkansas	24	39	63
No. 1 Massachusetts	40	39	79

1998

Arkansas 74, Nebraska 65
West Regional > First Round > March 12, 1998
Boise State Pavilion > Boise, Idaho > Att.: 12,159

No. 11 Nebraska

#	Player	Tot-FG	3-Pt	Rebounds	FTA	OF	DE	Tot	PF	TP	A	TO	BLK	S	MIN		
5	Larry Florence	4	11	0	0	0	2	2	4	1	3	8	6	3	0	1	23
10	Tyrone Lue	6	14	2	6	4	0	1	1	3	18	6	3	0	3	37	
15	Chad Johnson	1	2	0	0	0	0	0	0	2	2	0	0	0	0	18	
30	Cookie Belcher	4	12	1	6	0	0	1	0	1	4	9	4	2	0	6	33
44	Andy Markowski	4	8	0	2	2	2	4	3	10	0	3	1	2	2	29	
34	Troy Ratkowski	2	7	0	4	0	0	3	0	4	2	2	0	1	2	24	
4	Venson Hamilton	6	7	0	2	8	10	5	14	2	2	1	0	0	27		
52	Brant Harriman	0	0	0	0	0	0	2	2	0	0	0	0	0	0	9	
TEAM		2 3 5															
Totals		27	61	3	16	8	11	18	12	30	18	65	14	21	2	13200	

FG%	1st Half: 18-34 .529	2nd Half: 9-27 .333	Game: .443	DEADBALL
3-Pt. FG%	1st Half: 0-6 .000	2nd Half: 3-10 .300	Game: .188	REBOUNDS
F Throw%	1st Half: 4-5 .800	2nd Half: 4-6 .667	Game: .727	4

No. 6 Arkansas

#	Player	Tot-FG	3-Pt	Rebounds	FTA	OF	DE	Tot	PF	TP	A	TO	BLK	S	MIN		
21	Landis Williams	0	1	0	0	0	0	2	0	2	0	0	1	2	0	6	
31	Nick Davis	3	4	0	0	2	2	1	3	4	8	0	1	1	1	34	
40	Sunday Adebayo	3	4	0	0	2	2	4	2	6	2	8	0	3	0	1	18
12	Kareem Reid	6	12	1	3	4	5	0	2	2	17	2	6	0	2	37	
22	Pat Bradley	5	12	5	10	4	4	0	0	0	1	19	0	1	0	32	
23	Tank Wallace	4	10	3	7	2	2	2	4	6	0	13	2	1	0	29	
24	Guy Whitney	0	0														

ARKANSAS

28 NCAA TOURNAMENT BIDS



2000

Miami (Fla.) 75, Arkansas 71
South Regional > First Round > March 17, 2000
Gaylord Entertainment Center > Nashville, Tenn.
Att.: 17,297

#	Player	Tot-FG		3-PT		Rebounds					PF	TP	A	TO	BLK	S	MIN	
		FG	FGA	FG	FGA	FT	FTA	OF	DE	Tot								
25	Elton Tyler *	2	9	0	0	5	6	2	6	8	1	9	2	3	0	1	32	
30	Vernon Jennings *	2	3	1	1	2	4	1	3	4	3	7	8	8	1	0	28	
31	Johnny Hemsley *	5	14	5	10	5	6	2	1	3	2	20	2	3	0	1	39	
45	John Salmimos *	6	8	1	1	3	4	1	5	6	3	16	1	2	0	0	33	
51	Mario Bland *	4	6	0	0	6	9	3	3	6	3	14	2	3	0	1	28	
00	Leroy Hurd	1	1	0	0	1	2	0	0	0	3	3	1	2	0	0	5	
13	Paulo Coelho	0	0	0	0	0	0	0	0	0	1	0	0	1	0	0	5	
33	James Jones	1	2	0	0	0	0	1	1	2	1	2	0	1	0	0	8	
34	Dwayne Wimbley	2	6	0	0	0	1	3	4	7	1	4	1	0	0	0	12	
TEAM						1 3 4												
Totals		23	49	7	12	22	32	14	26	40	18	75	17	23	3	3	200	

FG%	1st Half: 13-25 .520	2nd Half: 10-24 .417	Game: .469	DEADBALL
3-PT. FG%	1st Half: 3-6 .500	2nd Half: 4-6 .667	Game: .583	REBOUNDS
F Throw%	1st Half: 8-10 .800	2nd Half: 14-22 .636	Game: .688	4

#	Player	Tot-FG		3-PT		Rebounds					PF	TP	A	TO	BLK	S	MIN	
		FG	FGA	FG	FGA	FT	FTA	OF	DE	Tot								
21	Blake Eddins *	0	2	0	2	0	0	0	1	1	0	0	0	1	0	1	4	
23	Teddy Gipson *	6	9	2	3	0	0	2	1	0	1	4	14	4	0	0	2	21
24	Joe Johnson *	4	16	1	6	4	6	3	2	2	5	13	3	1	0	1	36	
31	Alonzo Lane *	2	3	0	0	1	1	0	2	2	3	5	0	1	4	0	28	
41	Chris Walker *	0	3	0	1	0	0	0	3	3	1	0	1	0	2	0	17	
3	Charles Tatum	3	5	3	5	0	0	0	0	0	0	9	1	1	0	0	6	
5	T.J. Cleveland	2	6	2	5	4	4	2	3	5	3	10	2	1	0	0	28	
13	Brandon Dean	2	7	0	1	2	1	0	1	5	6	1	2	0	1	1	19	
20	Brandon Davis	1	3	0	2	3	4	2	0	2	1	5	1	0	1	0	13	
33	Dionisio Gomez	1	1	1	1	0	0	2	1	3	1	3	1	0	1	0	9	
50	Larry Satchell	0	0	0	0	0	1	0	1	1	3	0	0	1	0	0	6	
TEAM						3 3												
Totals		24	59	9	26	14	22	12	18	30	25	71	10	16	6	9	200	

FG%	1st Half: 7-27 .259	2nd Half: 17-32 .531	Game: .407	DEADBALL
3-PT. FG%	1st Half: 0-9 .000	2nd Half: 9-17 .529	Game: .346	REBOUNDS
F Throw%	1st Half: 13-18 .722	2nd Half: 1-4 .250	Game: .636	5

Officials: David Hall, Tom Harrington, Verne Harris
 Technical fouls: None
 Attendance: 17,297

Score by Periods	1st	2nd	Total
No. 11 Arkansas	27	44	71
No. 6 Miami (Fla.)	37	38	75

2001

Georgetown 63, Arkansas 61
West Regional > First Round > March 15, 2001
Boise State Pavilion > Boise, Idaho > Att.: 11,085

#	Player	Tot-FG		3-PT		Rebounds					PF	TP	A	TO	BLK	S	MIN	
		FG	FGA	FG	FGA	FT	FTA	OF	DE	Tot								
1	Demetrius Hunter *	2	6	0	2	0	0	1	0	1	0	1	2	4	2	3	0	32
12	Kevin Brazwell *	5	11	0	0	2	1	0	0	4	12	4	0	1	0	1	31	
32	Gerald Riley *	1	4	0	3	2	2	1	0	1	2	4	0	1	0	0	8	
34	Mike Sweetney *	4	12	0	0	2	8	6	6	12	4	10	3	0	0	2	30	
44	Ruben Bourtjje																	
	Bourtjje *	2	5	0	0	3	4	4	5	9	2	7	0	4	2	1	15	
5	Anthony Perry	4	7	2	3	0	0	0	3	3	0	10	0	2	0	1	16	
13	Victor Sarmick	3	5	0	0	2	5	2	4	6	1	8	1	3	0	1	20	
25	Nathaniel Burton	3	8	0	0	0	1	3	4	1	6	0	1	0	1	0	31	
45	Lee Scruggs	1	4	0	1	0	1	2	4	6	2	2	0	2	0	0	13	
50	Wesley Wilson	0	0	0	0	0	0	0	1	1	0	0	0	0	0	0	4	
TEAM						1 3 4												
Totals		25	62	3	13	10	21	18	29	47	18	63	10	23	4	7	200	

FG%	1st Half: 12-29 .414	2nd Half: 13-33 .394	Game: .403	DEADBALL
3-PT. FG%	1st Half: 2-7 .286	2nd Half: 1-6 .167	Game: .231	REBOUNDS
F Throw %	1st Half: 4-9 .444	2nd Half: 6-12 .500	Game: .476	5,2

#	Player	Tot-FG		3-PT		Rebounds					PF	TP	A	TO	BLK	S	MIN	
		FG	FGA	FG	FGA	FT	FTA	OF	DE	Tot								
4	Carl Baker *	5	7	2	3	0	0	1	5	6	2	12	0	3	1	3	28	
13	Brandon Dean	1	5	0	2	2	3	1	3	4	2	4	3	1	0	0	26	
23	Teddy Gipson *	2	3	0	0	2	2	1	0	1	4	6	2	1	0	1	19	
24	Joe Johnson *	6	17	0	2	2	2	1	3	1	14	1	6	1	0	0	31	
50	Larry Satchell *	1	1	0	0	2	3	0	1	1	4	4	1	2	1	0	9	
3	Charles Tatum	0	2	0	1	0	0	0	0	0	0	0	0	0	0	0	7	
5	T.J. Cleveland	1	4	0	1	0	1	0	1	1	0	2	1	2	0	0	20	
12	Jannero Pargo	2	8	2	6	2	2	1	7	8	0	8	1	2	0	0	23	
20	Brandon Davis	1	2	0	1	0	0	0	0	0	2	2	1	0	1	0	9	
21	Blake Eddins	1	1	1	1	0	1	0	1	1	0	3	1	0	0	0	13	
31	Alonzo Lane	3	8	0	0	0	3	2	1	3	2	6	0	1	1	2	15	
TEAM						2 5 7												
Totals		23	58	5	17	10	17	10	25	35	17	61	11	19	5	13	200	

FG%	1st Half: 10-30 .300	2nd Half: 13-28 .464	Game: .397	DEADBALL
3-PT. FG%	1st Half: 3-10 .300	2nd Half: 2-7 .286	Game: .294	REBOUNDS
F Throw %	1st Half: 8-13 .615	2nd Half: 2-4 .500	Game: .588	1

Officials: Ted Hillary, Tom Clark, Charles Range
 Technical fouls: None
 Attendance: 11,085

Score by Periods	1st	2nd	Total
No. 10 Georgetown	30	33	63
No. 7 Arkansas	31	30	61

2006

Bucknell 59, Arkansas 55
Oakland Regional > First Round > March 17, 2006
American Airlines Center > Dallas, Texas
Att.: 19,028

#	Player	Tot-FG		3-PT		Rebounds					PF	TP	A	TO	BLK	S	MIN	
		FG	FGA	FG	FGA	FT	FTA	OF	DE	Tot								
1	Mastropolo, Darren *	1	4	0	0	0	0	1	3	4	3	2	0	0	1	0	20	
32	McNaughton, Chris *	2	6	0	0	2	2	2	2	4	4	6	0	4	0	2	31	
3	Lee, Charles *	7	12	4	7	6	7	2	3	5	0	24	1	3	0	2	36	
5	Badmus, Abe *	0	0	0	0	2	2	0	3	3	2	7	2	0	0	3	34	
12	Bettencourt, Kevin *	5	11	5	10	3	5	0	2	2	1	18	0	2	0	0	34	
4	Brown, Donald	0	6	0	0	1	2	1	4	5	4	1	2	2	1	0	27	
11	Griffin, John	1	2	1	2	0	0	0	1	1	0	3	0	1	0	0	11	
14	Vegotsky, Jason	1	3	1	2	0	0	1	0	1	1	3	0	0	0	1	5	
44	Vaer-McClumont, Tim	0	0	0	0	0	0	0	0	0	1	0	0	0	0	0	2	
TEAM						1 3 4												
Totals		17	44	11	21	14	18	8	21	29	17	59	10	14	2	10	200	

FG%	1st Half: 9-24 .375	2nd Half: 8-20 .400	Game: .386	DEADBALL
3-PT. FG%	1st Half: 5-9 .556	2nd Half: 6-12 .500	Game: .524	REBOUNDS
F Throw %	1st Half: 4-4 1.000	2nd Half: 10-14 .714	Game: .778	3

#	Player	Tot-FG		3-PT		Rebounds					PF	TP	A	TO	BLK	S	MIN
		FG	FGA	FG													

UA'S POST-SEASON NIT BOX SCORES

1987

Arkansas 67, Arkansas St. 64 (OT) First Round > March 13, 1987 Barnhill Arena > Fayetteville, Ark. > Att.: 9,218

Arkansas St.		Tot-FG		3-Pt		Rebounds		F		A		T		P		A		T		BLK		S		MIN	
#	Player	FG	FGA	FG	FGA	FTA	FT	FTA	DE	TE	PF	TP	A	TO	BLK	S	MIN								
30	Alan Smith *	2	4	0	0	0	0	0	5	4	0	0	0	0	0	0	17								
44	Reggie Gordon *	3	10	0	0	3	4	7	11	5	9	6	5	0	0	0	41								
42	John Tate *	7	11	0	0	4	6	3	11	14	3	18	1	4	0	0	44								
10	Steve Wiedower *	8	13	3	7	0	3	2	4	6	2	19	2	5	0	0	44								
24	Carl Archer *	1	2	0	1	0	1	0	1	2	2	6	1	0	0	0	38								
14	Brad Goshien	3	8	0	0	3	5	1	6	7	0	9	2	3	0	0	28								
23	Rhon Johnson	0	0	0	0	1	5	0	1	1	0	1	0	0	0	0	8								
32	Bobby Collins	1	1	0	0	0	0	0	1	1	0	2	0	1	0	0	5								
TEAM		25	49	3	8	11	22	11	30	43	17	64	17	19	0	0	325								

FG%	1st Half: 12-26 .461	2nd Half: 13-23 .565	Game: .510	DEADBALL
3-Pt. FG%	1st Half: 1-4 .250	2nd Half: 2-4 .500	Game: .375	REBOUNDS
F Throw%	1st Half: 4-11 .364	2nd Half: 7-11 .636	Game: .500	2

Arkansas		Tot-FG		3-Pt		Rebounds		F		A		T		P		A		T		BLK		S		MIN	
#	Player	FG	FGA	FG	FGA	FTA	FT	FTA	DE	TE	PF	TP	A	TO	BLK	S	MIN								
30	Mike Rattiff *	2	6	0	1	0	2	3	5	2	4	0	0	0	0	0	27								
44	Mario Credit *	6	13	3	7	0	2	2	1	15	3	0	1	1	1	1	35								
33	Stephan Moore *	4	9	0	0	0	3	3	4	3	8	1	1	1	1	1	35								
11	Allie Freeman *	1	2	0	0	0	0	0	3	2	2	1	2	0	0	0	12								
21	Philipp McKellar *	2	10	0	3	0	2	1	3	2	4	0	1	0	0	0	15								
31	Ron Huey *	6	9	2	0	0	2	3	5	4	1	0	0	0	0	0	25								
12	Keith Wilson	0	4	0	0	2	4	2	3	4	2	6	0	0	0	0	28								
25	Tim Scott	2	6	1	2	0	0	4	0	4	1	5	1	1	1	1	18								
50	Shawn Baker	1	4	0	0	0	1	0	1	2	2	0	0	0	0	0	9								
3	Andrew Lang	0	0	0	0	0	0	0	0	0	0	0	0	0	0	0	2								
4	Kenny Hutchinson	0	0	0	0	1	2	0	0	0	0	1	0	0	0	0	3								
22	Cannon Whitey	2	6	2	5	2	3	0	0	1	8	2	1	0	0	0	15								
34	Anthony Hurd	1	1	0	0	0	0	0	0	1	2	0	0	0	0	0	4								
TEAM		27	70	5	13	8	17	15	20	39	23	67	12	9	2	0	10225								

FG%	1st Half: 7-28 .250	2nd Half: 20-42 .476	Game: .386	DEADBALL
3-Pt. FG%	1st Half: 1-4 .250	2nd Half: 1-4 .250	Game: .386	REBOUNDS
F Throw%	1st Half: 1-1 .500	2nd Half: 7-12 .583	Game: .471	3

Officials: Rich Eichorst, Jerry Seibert, Jerry Harris
Technical fouls: None
Attendance: 9,218

Score by Periods	1st	2nd	OT	Total
Arkansas St.	29	30	64	31
Arkansas	20	39	8	67

Nebraska 78, Arkansas 71 Second Round > March 17, 1987 Bob Devaney Sports Center > Lincoln, Neb. Att.: 14,529

Arkansas		Tot-FG		3-Pt		Rebounds		F		A		T		P		A		T		BLK		S		MIN	
#	Player	FG	FGA	FG	FGA	FTA	FT	FTA	DE	TE	PF	TP	A	TO	BLK	S	MIN								
30	Mike Rattiff *	3	4	0	0	0	1	2	3	7	1	2	0	1	1	1	19								
33	Stephan Moore *	1	2	0	0	0	0	5	3	2	0	1	1	0	0	0	14								
55	Mario Credit *	2	2	0	0	0	0	4	4	3	4	1	3	1	0	0	21								
12	Keith Wilson	0	6	0	0	3	4	0	1	5	3	2	4	0	0	0	33								
31	Ron Huey *	3	8	0	4	7	1	3	4	3	10	3	1	0	0	0	32								
11	Allie Freeman *	3	4	0	3	5	1	1	2	1	9	1	0	0	0	0	17								
3	Andrew Lang	2	4	0	0	0	1	3	5	3	4	0	1	0	0	0	18								
4	Kenny Hutchinson	1	1	0	0	0	1	1	2	2	2	0	0	0	0	0	4								
21	Philipp McKellar *	3	4	1	1	2	2	0	0	2	9	0	3	0	0	0	9								
22	Cannon Whitey	1	4	1	1	2	0	0	0	0	0	2	1	2	0	0	11								
25	Tim Scott	5	12	4	9	3	5	2	1	3	3	17	2	0	0	0	16								
50	Shawn Baker	0	1	0	0	2	2	0	0	0	0	2	0	0	0	0	6								
TEAM		24	52	5	17	18	30	11	22	33	28	71	9	19	3	0	10260								

FG%	1st Half: 3-15 .200	2nd Half: 21-37 .568	Game: .462	DEADBALL
3-Pt. FG%	1st Half: 0-2 .000	2nd Half: 1-5 .200	Game: .250	REBOUNDS
F Throw%	1st Half: 6-9 .667	2nd Half: 12-21 .571	Game: .600	3

Nebraska		Tot-FG		3-Pt		Rebounds		F		A		T		P		A		T		BLK		S		MIN	
#	Player	FG	FGA	FG	FGA	FTA	FT	FTA	DE	TE	PF	TP	A	TO	BLK	S	MIN								
21	Derrick Vick *	8	9	0	0	2	5	2	5	7	2	18	1	2	0	0	1	35							
30	Bernard Day	6	8	0	0	7	9	2	4	6	3	19	3	0	0	0	31								
35	Bill Jackman *	1	5	0	0	0	1	8	9	1	2	1	1	0	0	0	26								
10	Henry Buchanan *	0	7	0	1	11	13	2	1	3	4	11	6	3	0	0	1	32							
20	Brian Carr *	2	9	0	4	2	4	0	4	3	6	5	2	0	0	0	1	34							
4	Jeff Rekeveg	0	0	0	0	0	0	0	0	0	0	0	0	0	0	0	0	1							
12	R.V. Poolest	0	2	0	0	0	1	1	0	0	0	0	0	0	0	0	0	3							
4	Anthony Balias	9	12	0	0	2	3	2	1	3	5	20	2	3	0	0	28								
32	Mike Martz	0	0	0	0	0	0	0	0	0	0	0	0	0	0	0	1								
44	Keith Neubert	1	3	0	0	0	2	2	4	4	2	0	2	0	0	0	9								
TEAM		27	55	0	5	24	34	13	26	39	24	78	18	16	0	0	4200								

FG%	1st Half: 12-31 .387	2nd Half: 15-24 .625	Game: .491	DEADBALL
3-Pt. FG%	1st Half: 0-4 .000	2nd Half: 1-1 .500	Game: .250	REBOUNDS
F Throw%	1st Half: 7-11 .636	2nd Half: 17-23 .739	Game: .706	3

Officials: Ted Hillary, Randy Drury, Ronald Winter
Technical fouls: Arkansas - Bench
Attendance: 14,529

Score by Periods	1st	2nd	Total
Arkansas	12	59	71
Nebraska	31	47	78

1997

Arkansas 101, Northern Arizona 75 First Round > March 12, 1997 Bud Walton Arena > Fayetteville, Ark. > Att.: 9,486

Northern Arizona		Tot-FG		3-Pt		Rebounds		F		A		T		P		A		T		BLK		S		MIN	
#	Player	FG	FGA	FG	FGA	FTA	FT	FTA	DE	TE	PF	TP	A	TO	BLK	S	MIN								
22	Andrew Mavis *	11	14	4	6	0	1	1	2	2	26	2	0	0	0	0	29								
23	Ross Land *	6	9	5	8	0	0	0	7	7	0	17	4	0	0	0	30								
43	Casey Frank *	7	10	0	0	2	2	2	2	4	2	16	3	1	0	0	21								
32	Billy Hix *	2	5	0	1	1	3	1	7	8	1	5	2	1	0	0	32								
30	Rod Hutchings *	1	4	0	0	0	0	0	0	0	0	2	4	3	0	0	34								

50	Dan McClintock	0	6	0	0	0	0	1	1	2	1	0	1	2	0	0	17
20	Michael McNair	3	6	1	3	2	4	0	0	3	3	2	9	5	1	0	14
40	Andrew Wolthers	0	0	0	0	0	0	0	0	0	0	0	0	0	0	0	10
24	Ryan Abbott	0	0	0	0	0	0	0	0	0	0	0	0	0	0	0	3
TEAM		3	16	5	11	2	4	1	2	4	1	0	0	0	0	0	20
Totals		30	54	10	19	5	9	7	23	30	8	75	18	22	1	0	1200

FG%	1st Half: 16-26 .615	2nd Half: 14-28 .500	Game: .556	DEADBALL
3-Pt. FG%	1st Half: 7-11 .636	2nd Half: 3-4 .750	Game: .556	REBOUNDS
F Throw%	1st Half: 2-5 .400	2nd Half: 3-4 .750	Game: .556	3

Arkansas		Tot-FG		3-Pt		Rebounds		F		A		T		P		A		T		BLK		S		MIN	
#	Player	FG	FGA	FG	FGA	FTA	FT	FTA	DE	TE	PF	TP	A	TO	BLK	S	MIN								
55	Derek Hood *	3	6	0	0	0																			



ALL-TIME FINAL POLL RANKINGS

UA BASKETBALL FINAL POLL RANKINGS

1977

Associated Press

- Michigan
- UCLA
- Kentucky
- UNLV
- North Carolina
- Syracuse
- Marquette
- San Francisco
- Wake Forest
- Notre Dame
- Alabama
- Detroit
- Minnesota
- Utah
- Tennessee
- Kansas St.
- UNC-Charlotte
- 18. ARKANSAS**
- Louisville
- Virginia Military

United Press

- Michigan
- San Francisco
- North Carolina
- UCLA
- Kentucky
- UNLV
- 7. ARKANSAS**
- Tennessee
- Syracuse
- Utah
- Kansas St.
- Cincinnati
- Louisville
- Marquette
- Providence
- Indiana St.
- Minnesota
- Alabama
- Detroit
- Purdue

1978

AP

- Kentucky
- UCLA
- DePaul
- Michigan St.
- 5. ARKANSAS**
- Notre Dame
- Duke
- Marquette
- Louisville
- Kansas
- San Francisco
- New Mexico
- Indiana
- Utah
- Florida St.
- North Carolina
- Texas
- Detroit
- Miami (Ohio)
- Pennsylvania

UPI

- Kentucky
- UCLA
- Marquette

- New Mexico
- Michigan St.
- 6. ARKANSAS**
- DePaul
- Kansas
- Duke
- North Carolina
- Notre Dame
- Florida St.
- San Francisco
- Louisville
- Indiana
- Houston
- Utah St.
- Utah
- Texas
- Georgetown

1979

AP

- Indiana St.
- UCLA
- Michigan St.
- Notre Dame
- 5. ARKANSAS**
- DePaul
- LSU
- Syracuse
- North Carolina
- Marquette
- Duke
- San Francisco
- Louisville
- Pennsylvania
- Purdue
- Oklahoma
- St. John's (N.Y.)
- Rutgers
- Toledo
- Iowa

UPI

- Indiana St.
- UCLA
- North Carolina
- Michigan St.
- Notre Dame
- 6. ARKANSAS**
- Duke
- DePaul
- LSU
- Syracuse
- Iowa
- Georgetown
- Marquette
- Purdue
- Temple
- San Francisco
- Tennessee
- Louisville
- Detroit

1981

AP

- DePaul
- Oregon St.
- Arizona St.
- LSU
- Virginia
- North Carolina
- North Carolina
- Missouri
- Boston College
- Kentucky
- Kentucky

- Indiana
- UCLA
- Wake Forest
- Louisville
- Iowa
- Utah
- Tennessee
- Brigham Young
- Wyoming
- Maryland
- Illinois
- 20. ARKANSAS**

1982

AP

- North Carolina
- DePaul
- Virginia
- Oregon St.
- Missouri
- Georgetown
- Minnesota
- Idaho
- Memphis St.
- Tulsa
- Fresno St.
- 12. ARKANSAS**
- Alabama
- West Virginia
- Kentucky
- Iowa
- Ala.-Birmingham
- Wake Forest
- UCLA
- Louisville

UPI

- North Carolina
- DePaul
- Virginia
- Oregon St.
- Missouri
- Minnesota
- Georgetown
- Idaho
- Memphis St.
- Fresno St.
- Tulsa
- Alabama
- 13. ARKANSAS**
- Kentucky
- Wyoming
- Iowa
- West Virginia
- Kansas St.
- Wake Forest
- Texas
- Louisville

1983

AP

- Houston
- Louisville
- St. John's (N.Y.)
- Virginia
- Indiana
- UNLV
- UCLA
- North Carolina
- 9. ARKANSAS**
- Missouri
- Boston College
- Kentucky
- Villanova

- Wichita St.
- UT-Chattanooga
- N.C. St.
- Memphis St.
- Georgia
- Oklahoma St.
- Georgetown

UPI

- Houston
- Louisville
- St. John's (N.Y.)
- Virginia
- Indiana
- UNLV
- UCLA
- North Carolina
- 9. ARKANSAS**
- Kentucky
- Villanova
- Missouri
- Boston College
- N.C. St.
- Georgia
- UT-Chattanooga
- Memphis St.
- Illinois St.
- Oklahoma St.
- Georgetown

ESPN/USA Today

- N.C. State
- Houston
- Louisville
- Georgia
- Virginia
- Kentucky
- North Carolina
- St. John's (N.Y.)
- Indiana
- 10. ARKANSAS**
- Villanova
- Memphis State
- Boston College
- Iowa
- Wichita State
- UCLA
- Ohio State
- UNLV
- Missouri
- Georgetown
- Fresno State
- Utah
- Syracuse
- Washington St.
- Tennessee

1984

AP

- North Carolina
- Georgetown
- Kentucky
- DePaul
- Houston
- Illinois
- Oklahoma
- 8. ARKANSAS**
- Texas-El Paso
- Purdue
- Maryland
- Tulsa
- UNLV
- Duke
- Washington

- Memphis St.
- Oregon St.
- Syracuse
- Wake Forest
- Temple

UPI

- North Carolina
- Georgetown
- Kentucky
- DePaul
- Houston
- Illinois
- 7. ARKANSAS**
- Oklahoma
- Texas-El Paso
- Maryland
- Purdue
- Tulsa
- UNLV
- Duke
- Washington
- Memphis St.
- Syracuse
- Indiana
- Auburn
- Oregon St.

ESPN/USA Today

- Georgetown
- Houston
- Kentucky
- North Carolina
- Illinois
- DePaul
- Virginia
- Wake Forest
- Memphis State
- UNLV
- Indiana
- Maryland
- 13. ARKANSAS**
- Oklahoma
- Dayton
- Louisville
- Purdue
- Syracuse
- Washington
- Texas-El Paso
- Tulsa
- Duke
- Michigan
- SMU
- Temple

1985

ESPN/USA Today

- Villanova
- Georgetown
- St. John's (N.Y.)
- Georgia Tech
- Memphis State
- Oklahoma
- North Carolina
- Louisiana Tech
- Michigan
- N.C. State
- Illinois
- Loyola (Ill.)
- Maryland
- Auburn
- Boston College
- Kansas
- Syracuse

- Maryland
- Va. Commonwealth
- UNLV
- Ala.-Birmingham
- Alabama
- UCLA
- Kentucky
- 25. ARKANSAS**

1989

UPI

- Arizona
- Georgetown
- Illinois
- North Carolina
- Oklahoma
- Indiana
- Duke
- Missouri
- Syracuse
- Michigan
- Seton Hall
- Stanford
- Louisville
- UNLV
- Iowa
- Florida St.
- 17. ARKANSAS**
- N.C. St.
- West Virginia
- Alabama

ESPN/USA Today

- Michigan
- Seton Hall
- Illinois
- Duke
- Georgetown
- Syracuse
- Arizona
- North Carolina
- UNLV
- Indiana
- Missouri
- Oklahoma
- Louisville
- N.C. State
- Virginia
- Iowa
- Minnesota
- West Virginia
- Ball State
- 20. ARKANSAS**
- Stanford
- Florida State
- Texas-El Paso
- South Alabama
- UCLA

1990

AP

- Oklahoma
- UNLV
- Connecticut
- Michigan St.
- Kansas
- Syracuse
- 7. ARKANSAS**
- Georgetown
- Georgia Tech
- Purdue
- Missouri
- La Salle



- Michigan
- Arizona
- Duke
- Louisville
- Clemson
- Illinois
- LSU
- Minnesota
- Loyola (Calif.)
- Oregon St.
- Alabama
- New Mexico St.
- Xavier (Ohio)

UPI

- Oklahoma
- UNLV
- Connecticut
- Michigan St.
- Kansas
- Syracuse
- Georgia Tech
- ARKANSAS**
- Georgetown
- Purdue
- Missouri
- Arizona
- La Salle
- Duke
- Michigan
- Louisville
- Clemson
- Illinois
- Alabama
- New Mexico St.

ESPN/USA Today

- UNLV
- Duke
- Georgia Tech
- ARKANSAS**
- Connecticut
- Purdue
- Michigan State
- Minnesota
- Loyola-Marymount (Calif.)
- Syracuse
- Oklahoma
- Texas
- Clemson
- Kansas
- Georgetown
- Alabama
- Xavier (Ohio)
- Michigan
- La Salle
- Missouri
- Arizona
- Ball State
- UCLA
- Louisville
- North Carolina

1991

AP

- UNLV
- ARKANSAS**
- Indiana
- North Carolina
- Ohio St.
- UCLA
- Indiana
- Kentucky
- UNLV
- Southern Cal
- ARKANSAS**
- Arizona
- Oklahoma St.
- Cincinnati
- Alabama
- Michigan St.
- Michigan
- Utah
- Nebraska
- Kansas
- Seton Hall
- Oklahoma St.
- New Mexico St.
- UCLA
- East Tennessee St.
- Princeton
- Alabama
- St. John's (N.Y.)
- Mississippi St.
- LSU

- Texas
- DePaul
- Southern Miss

UPI

- UNLV
- ARKANSAS**
- Indiana
- North Carolina
- Ohio St.
- Duke
- Arizona
- Syracuse
- Nebraska
- Utah
- Seton Hall
- Kansas
- Oklahoma St.
- UCLA
- East Tennessee St.
- Alabama
- New Mexico St.
- Mississippi St.
- St. John's (N.Y.)
- Princeton
- LSU
- Michigan St.
- Georgetown
- N.C. St.
- Texas

ESPN/USA Today

- Duke
- UNLV
- Kansas
- North Carolina
- ARKANSAS**
- Seton Hall
- St. John's (N.Y.)
- Ohio State
- Indiana
- Arizona
- Temple
- Utah
- Oklahoma State
- Alabama
- Connecticut
- Syracuse
- Kentucky
- E. Michigan
- Nebraska
- Georgetown
- Pittsburgh
- New Mexico St.
- N.C. State
- E. Tennessee St.
- UCLA

1992

AP

- Duke
- Kansas
- Ohio St.
- UCLA
- Indiana
- Kentucky
- UNLV
- Southern Cal
- ARKANSAS**
- Arizona
- Oklahoma St.
- Cincinnati
- Alabama
- Michigan St.
- Michigan
- Missouri
- Massachusetts
- North Carolina
- Seton Hall
- Florida St.
- Syracuse
- Georgetown
- Oklahoma
- DePaul
- LSU

UPI

- Duke
- Kansas

- UCLA
- Ohio St.
- Arizona
- Indiana
- Southern Cal
- ARKANSAS**
- Kentucky
- Oklahoma St.
- North Carolina
- Missouri
- Alabama
- Cincinnati
- North Carolina
- Florida St.
- Utah
- Seton Hall
- Georgetown
- Syracuse
- Massachusetts
- Oklahoma
- DePaul
- St. John's (N.Y.)
- Tulane

ESPN/USA Today

- Duke
- Indiana
- Michigan
- Ohio State
- Cincinnati
- Kentucky
- Kansas
- UCLA
- Oklahoma St.
- ARKANSAS**
- Southern Cal
- North Carolina
- Seton Hall
- Florida State
- Massachusetts
- Arizona
- Memphis State
- Missouri
- Alabama
- Michigan State
- Georgia Tech
- Texas-El Paso
- Georgetown
- Syracuse
- LSU

1993

AP

- Indiana
- Kentucky
- Michigan
- North Carolina
- Arizona
- Seton Hall
- Cincinnati
- Vanderbilt
- Kansas
- Duke
- Florida St.
- ARKANSAS**
- Iowa
- Massachusetts
- Louisville
- Wake Forest
- New Orleans
- Georgia Tech
- Utah
- Western Kentucky
- New Mexico
- Purdue
- Oklahoma St.
- New Mexico St.
- UNLV

UPI

- Indiana
- North Carolina
- Michigan
- Kentucky
- Arizona
- Seton Hall
- Cincinnati
- Vanderbilt
- Kansas
- Duke

- Florida St.
- ARKANSAS**
- Iowa
- Louisville
- Wake Forest
- Massachusetts
- Utah
- New Orleans
- Georgia Tech
- Purdue
- UNLV
- Oklahoma St.
- Virginia
- Western Kentucky
- New Mexico St.

ESPN/USA Today

- North Carolina
- Michigan
- Kentucky
- Kansas
- Indiana
- Cincinnati
- Florida State
- Vanderbilt
- Duke
- ARKANSAS**
- Seton Hall
- Arizona
- Temple
- Wake Forest
- Louisville
- Western Kentucky
- California
- Virginia
- Iowa
- Utah
- George Washington
- Massachusetts
- Xavier-Ohio
- UCLA
- Minnesota

1994

AP

- North Carolina
- ARKANSAS**
- Purdue
- Connecticut
- Missouri
- Duke
- Kentucky
- Massachusetts
- Arizona
- Louisville
- Michigan
- Temple
- Kansas
- Florida
- Syracuse
- California
- UCLA
- Indiana
- Oklahoma St.
- Texas
- Marquette
- Nebraska
- Minnesota
- St. Louis
- Cincinnati

UPI

- ARKANSAS**
- North Carolina
- Purdue
- Connecticut
- Missouri
- Duke
- Massachusetts
- Kentucky
- Arizona
- Louisville
- Michigan
- Temple
- Kansas
- Syracuse
- Florida
- California

- UCLA
- Indiana
- Oklahoma St.
- Marquette
- Texas
- St. Louis
- Minnesota
- Nebraska
- Ala.-Birmingham

ESPN/USA Today

- ARKANSAS**
- Duke
- Arizona
- Florida
- Purdue
- Missouri
- Connecticut
- Michigan
- North Carolina
- Louisville
- Boston College
- Kansas
- Kentucky
- UCLA
- Syracuse
- Massachusetts
- Indiana
- Marquette
- Temple
- Tulsa
- Maryland
- Oklahoma State
- UCLA
- Minnesota
- Texas
- Pennsylvania

1995

AP

- UCLA
- Kentucky
- Wake Forest
- North Carolina
- Kansas
- ARKANSAS**
- Connecticut
- Marquette
- Villanova
- Maryland
- Michigan St.
- Purdue
- Virginia
- Oklahoma St.
- Arizona
- Arizona St.
- Oklahoma
- Mississippi St.
- Utah
- Alabama
- Western Kentucky
- Georgetown
- Missouri
- Iowa St.
- Syracuse

UPI

- UCLA
- Kentucky
- Wake Forest
- Kansas
- North Carolina
- ARKANSAS**
- Massachusetts
- Connecticut
- Villanova
- Michigan St.
- Maryland
- Arizona
- Virginia
- Arizona St.
- Oklahoma St.
- Mississippi St.
- Utah
- Oklahoma
- Alabama
- Syracuse
- Syracuse
- Missouri
- Iowa St.

- Oregon
- Stanford
- * UPI poll discontinued following 1996 season

ESPN/USA Today

- UCLA
- ARKANSAS**
- North Carolina
- Oklahoma State
- Kentucky
- Connecticut
- Massachusetts
- Virginia
- Wake Forest
- Kansas
- Maryland
- Mississippi St.
- Arizona State
- Memphis
- Tulsa
- Georgetown
- Syracuse
- Purdue
- Michigan State
- Alabama
- Utah
- Villanova
- Texas
- Arizona

1996

ESPN/USA Today

- Kentucky
- Massachusetts
- Syracuse
- Mississippi St.
- Kansas
- Cincinnati
- Georgetown
- Connecticut
- Wake Forest
- Texas Tech
- Arizona
- Utah
- Georgia Tech
- Louisville
- Purdue
- Maryland
- Georgia
- Villanova
- ARKANSAS**
- UCLA
- Iowa State
- Virginia Tech
- Iowa
- Marquette
- North Carolina
- New Mexico

1998

AP

- North Carolina
- Kansas
- Duke
- Arizona
- Kentucky
- Connecticut
- Utah
- Princeton
- Cincinnati
- Stanford
- Purdue
- Michigan
- Ole Miss
- South Carolina
- TCU
- Michigan St.
- ARKANSAS**
- New Mexico
- UCLA
- Maryland
- Syracuse
- Illinois
- Xavier
- Temple
- Murray St.

ESPN/USA Today

- Kentucky
- Utah
- North Carolina
- Stanford
- Duke
- Arizona
- Connecticut
- Kansas
- Purdue
- Michigan St.
- Rhode Island
- UCLA
- Syracuse
- Cincinnati
- Maryland
- Princeton
- Michigan
- West Virginia
- South Carolina
- Ole Miss
- New Mexico
- ARKANSAS**
- Valparaiso
- Washington
- TCU

1999

AP

- Duke
- Michigan St.
- Connecticut
- Auburn
- Maryland
- Utah
- Stanford
- Kentucky
- St. John's (N.Y.)
- Miami (Fla.)
- Cincinnati
- Arizona
- North Carolina
- Ohio St.
- UCLA
- College of Charleston
- ARKANSAS**
- Wisconsin
- Indiana
- Tennessee
- Iowa
- Kansas
- Florida
- UNC-Charlotte
- New Mexico

ESPN/USA Today

- Connecticut
- Duke
- Michigan St.
- Ohio St.
- Kentucky
- St. John's (N.Y.)
- Auburn
- Maryland
- Stanford
- Utah
- Cincinnati
- Miami (Fla.)
- Gonzaga
- Temple
- Iowa
- Arizona
- North Carolina
- Oklahoma
- Miami (Ohio)
- UCLA
- Purdue
- Kansas
- Southwest Missouri St.
- ARKANSAS**






RAZORBACKS IN THE NBA

UA BASKETBALL IN THE NBA


ARKANSAS' FIRST ROUND NBA DRAFT CHOICES

Name	Position	Year	Team	Overall Pick
Ronnie Brewer	G	2006	Utah Jazz	14th
Joe Johnson	G/F	2001	Boston Celtics	10th
Corliss Williamson	F	1995	Sacramento Kings	13th
Lee Mayberry	G	1992	Milwaukee Bucks	23rd
Oliver Miller	C	1992	Phoenix Suns	22nd
Todd Day	G	1992	Milwaukee Bucks	8th
Joe Kleine	C	1985	Sacramento Kings	6th
Alvin Robertson	F	1984	San Antonio Spurs	7th
Darrell Walker	G	1983	New York Knicks	12th
Sidney Moncrief	G/F	1979	Milwaukee Bucks	5th
Ron Brewer	G	1978	Portland Trail Blazers	7th



Ronnie Brewer is in his first season with Utah. He was an NBA Lottery pick, going to the Jazz with the No. 14 pick in the first round. Brewer is Arkansas' fifth NBA Lottery selection and UA's 11th first-round pick.


The 10th pick of the 2001 NBA Draft, Joe Johnson spent four years in Phoenix before signing with the Atlanta Hawks last year. In his first year in Atlanta, he led the team with 20.2 points and 6.5 assists while adding 4.1 rebounds. In 2005, he started all 82 games for Phoenix, helping the Suns win an NBA-best 62 games and advance to the Western Conference finals by averaging 17.1 points and 5.1 rebounds, and shooting 47.8 percent from three-point range.



ACTIVE HOGS IN THE PROS


Name	Position	Last Year at UA	Team
Ronnie Brewer	G	2006	Utah Jazz (NBA)
Tony Brown	G	1982	Boston Celtics (NBA – assistant coach)
Nick Davis	F	1998	Niigata Albirex (Japan)
Todd Day	G	1992	Blue Stars (Lebanon)
Brandon Dean	G	2002	Arkansas (NBADL)
Olu Famutimi	G	2005	San Antonio Spurs (NBA)
Teddy Gipson	G	2002	Paderborn (Germany)
Dionisio Gomez	F	2003	Libertad (Argentina)
Joe Johnson	G/F	2001	Atlanta Hawks (NBA)
Sidney Moncrief	G	1979	Fort Worth (NBADL – head coach)
Jannero Pargo	G	2002	New Orleans/Oklahoma City Hornets (NBA)
Kareem Reid	G	1999	Arkansas (NBADL)
Larry Satchell	F	2003	C. Entrerriano (Argentina)
Dwight Stewart	F/C	1995	Tabare (Uruguay)
Scotty Thurman	G/F	1995	Fastlink (Jordan)
Darrell Walker	G	1983	New Orleans/Oklahoma City Hornets (NBA – assistant coach)
Corliss Williamson	F	1995	Sacramento Kings (NBA)

Jannero Pargo



Guard Jannero Pargo is in his first season with the New Orleans/Oklahoma City Hornets after spending the previous three years with the Chicago Bulls. In a 34-point effort against Milwaukee in 2004, he tied the Bulls' franchise record with seven three-pointers and tied the United Center record with five threes in a half and with four in one quarter (second).

Corliss Williamson won the NBA championship with Detroit in 2004 before going to Philadelphia and then Sacramento, where he's been the last two seasons. He was the 2002 NBA Sixth Man of the Year after averaging 13.6 points and 4.1 rebounds for the Pistons.



UA BASKETBALL IN THE NBA

RAZORBACKS IN THE NBA DRAFT

Year	Name	Team	Round/ Pick	Overall Pick
1948	George Kok	Indianapolis Olympians*	na	na
1948	Melvin McGaha	New York Knicks	na	na
1948	Alvin Williams	Washington Capitals*	na	na
1949	Kenneth Kearns	New York Knicks	na	na
1950	James Cathcart	Washington Capitals*	na	na
1951	Bob Ambier	Tri-Cities Blackhawks	na	na
1953	Walter Kearns	Minneapolis Lakers	na	na
1953	Eugene Lambert Jr.	Rochester Royals	na	na
1958	Fred Grim	Syracuse Nationals	5/6	37
1962	Jerry Carlton	St. Louis Hawks	13/2	94
1973	Martin Terry	Chicago Bulls	3/4	39
1974	Dean Tolson	Seattle SuperSonics	5/8	80
1974	Dennis White	Kansas City-Omaha Kings	10/6	167
1978	Ron Brewer	Portland Trail Blazers	1/7	7
1978	Marvin Delph	Buffalo Braves	3/21	65
1979	Sidney Moncrief	Milwaukee Bucks	1/5	5
1979	Steve Schall	San Antonio Spurs	5/18	106
1980	Alan Zahn	San Antonio Spurs	7/15	110

Year	Name	Team	Round/ Pick	Overall Pick
1981	U.S. Reed	Kansas City Kings	5/12	104
1982	Scott Hastings	New York Knicks	2/6	29
1982	Tony Brown	New Jersey Nets	4/13	82
1982	Keith Peterson	Dallas Mavericks	8/4	165
1983	Darrell Walker	New York Knicks	1/12	12
1984	Alvin Robertson	San Antonio Spurs	1/7	7
1984	LeRoy Sutton	Dallas Mavericks	8/14	165
1985	Joe Kleine	Sacramento Kings	1/6	6
1985	Charles Balentine	Sacramento Kings	6/4	120
1988	Andrew Lang	Phoenix Suns	2/3	28
1992	Todd Day	Milwaukee Bucks	1/8	8
1992	Oliver Miller	Phoenix Suns	1/22	22
1992	Lee Mayberry	Milwaukee Bucks	1/23	23
1992	Isaiah (Butch) Morris	Miami Heat	2/10	37
1995	Corliss Williamson	Sacramento Kings	1/13	13
1996	Darnell Robinson	Dallas Mavericks	2/29	58
2001	Joe Johnson	Boston Celtics	1/10	10
2006	Ronnie Brewer	Utah Jazz	1/14	14





ARKANSAS' ALL-AMERICANS

UA BASKETBALL ALL-AMERICANS



John Adams
1941 – Helms Foundation 1st/
Converse Yearbook 2nd




Ron Brewer
1978 – Converse, USBWA & WA 1st/AP 2nd
1977 – Honorable mention Helms
Foundation



Todd Day
1992 – WA 1st/NABC & TSN 2nd/AP &
UPI 3rd
1991 – WA 1st/AP 2nd/*Basketball Times* &
NABC 3rd



Marvin Delph
1978 – *Converse Yearbook 2nd*



Bill Flynt
1946 – Helms Foundation 3rd



George Kok
1946 – *The Sporting News 2nd*
1948 – AP 3rd



Gene Lambert
1929 – Helms Foundation 1st



Lee Mayberry
1992 – AP/*Basketball Times* & NABC 3rd



Sidney Moncrief
1979 – AP, Converse, NABC, USBWA & WA
1st/TSN & UPI 2nd
1978 – WA 1st/UPI 2nd/AP & NABC 3rd



Tom Pickell
1929 – *College Humor Magazine*




Ike Poole
1936 – Helms Foundation 1st/
Converse 2nd



Jack Robbins
1938 – NEA 3rd





Alvin Robertson
1984 – UPI 2nd/AP 3rd



Glen Rose
1928 – Helms Foundation 1st
(1978 NABC Golden Anniversary Award)



Wear Schoonover
1930 – *College Humor Magazine* 2nd



James "Doc" Sexton
1932 – *College Humor Magazine* 3rd
1931 – *College Humor Magazine* 3rd



Martin Terry
1973 – Helms Foundation 1st



Scotty Thurman
1995 – *Basketball Times* 3rd



Darrell Walker
1983 – AP, *Converse* & UPI 2nd



Corliss Williamson
1995 – TSN & WA 1st/AP, NABC, UPI, USBWA 2nd
1994 – WA 1st/AP, NABC, UPI, USBWA 2nd/*Basketball Times* 3rd



Clayton Wynn
1943 – *Pic Magazine* 3rd

FRESHMAN ALL-AMERICANS




Ronnie Brewer
2004 – *Rivals.com* 2nd
College Basketball News 3rd



Scotty Thurman
1993 – *The Sporting News* 1st



Joe Johnson
2000 – *Basketball Times* 2nd



Corliss Williamson
1993 – *The Sporting News* 1st

HONORABLE MENTION SELECTIONS

Tommy Boyer 1963, UPI/CONVERSE
Ronnie Brewer 2006, CollegeHoops.net
Defensive All-American –
CollegelInsider.com

Marvin Delph 1977, AP/TSN
Fred Grim 1958, AP
Scott Hastings 1981, Helms Foundation;
1982 Helms Foundation

Sidney Moncrief 1977, AP/TSN
Martin Terry 1973, Helms Foundation
Scotty Thurman 1994, AP; 1995, AP

LEGEND:

AP – Associated Press
Converse – *Converse Magazine*
NABC – National Association of
Basketball Coaches

TSN – *The Sporting News*
UPI – United Press International
USBWA – United States
Basketball Writers Association
WA – Wooden Award

NOTE: AP (1948-) and UPI (1949-96) selected only a first team until 1951; *College Humor Magazine* selected teams from 1929-33 and in 1936; *Converse Yearbook* selected teams from 1932-83; the Helms Foundation (1905-83) selected only a first team; the NABC selected only a first team until 1948; NEA (Newspaper Enterprise Association) selected teams from 1917-73; *Pic Magazine* selected teams from 1942-44; *The Sporting News* selected teams from 1943-46 and since 1997; the USBWA (United States Basketball Writers Association) selected a 10-player first team from 1957-83, five-player first and second teams from 1984-97 and added a third team in 1998; and the Wooden Award has selected a first and second team since 1977.

UA BASKETBALL ALL-AMERICANS






ARKANSAS' ALL-SOUTHEASTERN CONFERENCE SELECTIONS

- 2006 Ronnie Brewer, Coaches' & AP 1st
Jonathon Modica, Coaches' 2nd
- 2005 Ronnie Brewer, Coaches' 1st, AP 2nd
- 2004 Jonathon Modica, Coaches' 2nd
- 2002 Jannero Pargo, AP & Coaches' 3rd
- 2001 Joe Johnson, Coaches' 2nd, AP 3rd
Jannero Pargo, AP & Coaches' 3rd
- 2000 Joe Johnson, AP 2nd, Coaches' 3rd
- 1999 Derek Hood, AP & Coaches' 2nd
- 1998 Nick Davis, AP 1st, Coaches' 2nd
Pat Bradley, AP & Coaches' 2nd
- 1997 Pat Bradley, AP & Coaches' 3rd
Derek Hood, AP & Coaches' 3rd
- 1995 Scotty Thurman, AP & Coaches' 1st
Corliss Williamson, AP & Coaches' 1st
Corey Beck, AP 3rd
Clint McDaniel, AP 3rd
- 1994 Scotty Thurman, AP & Coaches' 1st
Corliss Williamson, AP & Coaches' 1st
- 1993 Scotty Thurman, AP 2nd, Coaches' 1st
Darrell Hawkins, AP 3rd, Coaches' 2nd
Corliss Williamson, Coaches' 2nd



Junior forward Darian Townes earned SEC All-Freshman honors in 2005.



Eric Ferguson was named the SEC's Sixth Man of the Year in 2006.

- 1992 Todd Day, AP, Coaches' 1st
Lee Mayberry, AP, Coaches' 1st
Oliver Miller, AP 3rd

**Coaches began selecting more than one team following the 1992 season*

SEC ALL-FRESHMAN SELECTIONS

- 2005 Darian Townes
- 2004 Ronnie Brewer
Olu Famutimi
- 2003 Jonathon Modica
- 2000 Joe Johnson
- 1997 Glendon Alexander
- 1996 Kareem Reid
- 1994 Darnell Robinson
- 1993 Scotty Thurman
Corliss Williamson

SEC SIXTH MAN OF THE YEAR

- 2006 Eric Ferguson

SEC PLAYERS OF THE WEEK

- 2006 Jonathon Modica, Feb. 6
- 2005 Jonathon Modica, Feb. 14
- 2002 Jannero Pargo, Dec. 17 & Jan. 21
- 2001 Jannero Pargo, Jan. 21
- 1998 Kareem Reid, Dec. 15
- 1995 Corliss Williamson, Feb. 13
Scotty Thurman, Feb. 20
- 1994 Scotty Thurman, Feb. 7 & Feb. 21
Corliss Williamson, Feb. 28
- 1992 Todd Day, Jan. 13 & March 2

SEC ALL-DEFENSIVE TEAM (Selected in 1991 and 1992)

- 1992 Lee Mayberry

ARKANSAS' NATIONAL ASSOCIATION OF BASKETBALL COACHES (NABC) ALL-DISTRICT IX SELECTIONS

- 2006 Ronnie Brewer, 1st



Jannero Pargo earned a total of three SEC Player of the Week honors in 2001 and 2002.





Marvin Delph, who had 21 points in the 1978 Final Four victory over Notre Dame, earned All-Southwest Conference and NABC All-District VIII honors that season.

- 2005 Ronnie Brewer, 1st
- 2002 Jannero Pargo, 1st
- 2001 Joe Johnson, 1st
- 1999 Derek Hood, 2nd
Kareem Reid, 2nd
- 1998 Kareem Reid, 2nd
- 1997 Kareem Reid, 2nd
- 1995 Corliss Williamson, 1st
Scotty Thurman, 2nd
- 1994 Scotty Thurman, 1st
Corliss Williamson, 1st
- 1993 Scotty Thurman, 2nd
- 1992 Todd Day, 1st
Lee Mayberry, 2nd
Oliver Miller, 2nd
- 1991 Todd Day, 1st
Lee Mayberry, 1st
Oliver Miller, 1st
- 1990 Todd Day, 1st
Lenzie Howell, 1st
Lee Mayberry, 1st
Oliver Miller, 1st
- 1988 Andrew Lang, 1st
- 1985 Charles Ballentine, 1st
Joe Kleine, 1st

- 1984 Alvin Robertson, 1st
Joe Kleine, 2nd
- 1983 Darrell Walker, 1st
- 1982 Scott Hastings, 1st
- 1981 Scott Hastings, 1st
U.S. Reed, 1st
- 1980 U.S. Reed, 1st
Scott Hastings, 2nd
- 1979 Sidney Moncrief, 1st
- 1978 Ron Brewer, 1st
Marvin Delph, 1st
Sidney Moncrief, 1st
- 1977 Ron Brewer, 1st
Marvin Delph, 1st
Sidney Moncrief, 1st
- 1976 Marvin Delph, 3rd
Daryll Saulsberry, 3rd
- 1975 Kent Allison, 1st
Rickey Medlock, 3rd
- 1974 Dean Tolson, 2nd
- 1973 Martin Terry, 1st
Dean Tolson, 3rd
- 1972 Martin Terry, 3rd
- 1968 James Eldridge, 3rd
- 1967 Tommy Rowland, 2nd



Dean Tolson earned first-team All-Southwest Conference and NABC All-District honors in 1974 with averages of 22.5 points and 13.2 rebounds per game.



U.S. Reed earned first-team NABC all-district honors in 1980 and '81.

- 1966 Ricky Sugg, 2nd
- 1965 Ricky Sugg, 3rd
- 1964 Jim Magness, 2nd
- 1963 Tommy Boyer, 2nd
- 1962 Jerry Carlton, 1st
Tommy Boyer, 2nd
- 1960 Clyde Rhoden, 1st
- 1958 Fred Grim, 1st
- 1957 Terry Day
- 1956 Jerald Barnett
- 1955 Buddy Smith
- 1954 Jerald Barnett
- 1953 Gene Lambert
- 1950 Robert Ambler
James Cathcart

ARKANSAS' UNITED STATES BASKETBALL WRITERS ASSOCIATION ALL-DISTRICT VII SELECTIONS

- 2006 Ronnie Brewer
- 2005 Ronnie Brewer
- 2004 Jonathon Modica





ALL-TOURNAMENT TEAMS

FINAL FOUR

- 1995 Clint McDaniel
Corliss Williamson
- 1994 Corey Beck
Scotty Thurman
Corliss Williamson – MVP
- 1978 Ron Brewer

Final Four All-Tournament teams first selected in 1952

NCAA TOURNAMENT ALL-REGIONAL

MIDWEST

- 1995 Scotty Thurman
Corliss Williamson - MVP
- 1994 Clint McDaniel
Scotty Thurman
Corliss Williamson
- 1990 Lenzie Howell - MVP
Lee Mayberry
Oliver Miller



Clyde Rhoden earned first-team All-Southwest Conference honors in 1960 and '61.

- 1991 Todd Day
Oliver Miller
- 1979 Sidney Moncrief
Steve Schall

MIDEAST

- 1983 Darrell Walker

WEST

- 1978 Ron Brewer - MVP
Marvin Delph
Sidney Moncrief

SOUTHEASTERN CONFERENCE

- 2001 Joe Johnson
- 2000 Brandon Dean - MVP
Joe Johnson
- 1999 Derek Hood
Kareem Reid
- 1995 Scotty Thurman
Corliss Williamson
- 1994 Corliss Williamson
- 1992 Todd Day

NATIONAL ASSOCIATION OF BASKETBALL COACHES (NABC) ALL-STAR GAME PARTICIPANTS

- 1993 Darrell Hawkins
- 1992 Lee Mayberry
- 1991 Ron Huery
- 1988 Andrew Lang
- 1984 Alvin Robertson
- 1983 Darrell Walker
- 1982 Scott Hastings
- 1979 Sidney Moncrief



Brandon Dean was the MVP of the 2000 Southeastern Conference Tournament after leading Arkansas to the title with four wins in four days.

COACH OF THE YEAR

NATIONAL

- 1994 Nolan Richardson – NABC, Naismith, Chevrolet/CBS, Atlanta Tipoff Club, Kodak
- 1978 Eddie Sutton – AP, UPI, USBWA


NATIONAL ASSOCIATION OF BASKETBALL COACHES DISTRICT 9

- 1994 Nolan Richardson
- 1991 Nolan Richardson
- 1990 Nolan Richardson
- 1978 Eddie Sutton
- 1977 Eddie Sutton

SOUTHEASTERN CONFERENCE

- 1998 Nolan Richardson – Coaches' & Birmingham Tipoff Club (Rupp Cup)





Scott Hastings was a three-time first-team All-Southwest Conference selection from 1980-82 in addition to making NABC all-district teams all three years.

**ARKANSAS' ALL-SOUTHWEST
CONFERENCE SELECTIONS
(First team only)**

- 1991 Todd Day
Lee Mayberry
Oliver Miller
- 1990 Todd Day
Lee Mayberry
- 1989 Keith Wilson
- 1988 Ron Huery
- 1985 Joe Kleine
- 1984 Joe Kleine
Alvin Robertson
- 1983 Darrell Walker
- 1982 Scott Hastings
- 1981 Scott Hastings
- 1980 Scott Hastings
- 1979 Sidney Moncrief
- 1978 Ron Brewer
Marvin Delph
Sidney Moncrief

- 1977 Ron Brewer
Marvin Delph
Sidney Moncrief
- 1975 Kent Allison
Robert Birden
- 1974 Dean Tolson
- 1973 Martin Terry
- 1972 Martin Terry
- 1963 Tommy Boyer
- 1962 Jerry Carlton
Tommy Boyer
- 1961 Clyde Rhoden
Pat Foster
- 1960 Clyde Rhoden
- 1958 Fred Grim
- 1956 Jerald Barnett
Manuel Whitley
- 1951 D.L. Miller
- 1950 Jim Cathcart
- 1949 Kenneth Kearns
- 1948 George Kok
- 1947 Alvin Williams
- 1946 George Kok
- 1945 George Kok
- 1944 Deno Nichols
Billy Flynt
- 1943 Gordon Carpenter
Clayton Wynne
- 1942 R.C. Pitts
- 1941 Johnny Adams
John Freiberger
Howard Hickey
- 1940 Howard Hickey
- 1939 Johnny Adams
- 1938 Don Lockard
Jack Robbins
- 1937 Don Lockard
Jack Robbins
- 1936 Elwin Gilliland
Jim Lee Howell
Ike Poole

- 1935 Taft Moody
Ike Poole
- 1934 Taft Moody
- 1933 Tom Murphy
- 1932 Tom Murphy
James "Doc" Sexton
- 1931 Milan Creighton
- 1930 Wear Schoonover
Milan Creighton
Roy Prewitt
- 1929 Tom Pickell
Gene Lambert Sr.
Wear Schoonover
- 1928 Glen Rose
Tom Pickell
Gene Lambert Sr.
Wear Schoonover
- 1927 Glen Rose
Harold Steele
Tom Pickell
- 1926 Rolla Adams
Elbert Pickell
Glen Rose
Curtis Parker
- 1925 Rolla Adams



Joe Kleine earned first-team All-SWC honors in 1984 and 1985.





ALL-TIME LETTERMEN

A

Adams, Elmo	1950	Beebe, Ark.
Adams, Rolla	1924, 25, 26	
Adams, Robert	1948, 1950	Mulberry, Ark.
Adams, Marvin	1952, 53, 54	Caddo, Okla.
Adams, O'Neal	1940, 41, 42	
Adams, Johnny	1939, 40, 41	Beebe, Ark.
Adebayo, Sunday	1998	Benin City, Nigeria
Alexander, Glendon	1997	Carrollton, Texas
Allison, Kent	1975	South Bend, Ind.
Ambler, Robert	1949, 50, 51	Texarkana, Ark.
Anderson, Bobby	1961, 62	Pine Bluff, Ark.
Ayers, James	1926	

B

Bailey, Alvin	1979	West Helena, Ark.
Baker, Carl	2000, 01, 02, 03	Palestine, Ark.
Baker, Shawn	1987, 88	Tulsa, Okla.
Balentine, Charles	1982, 83, 84, 85	Newport, Ark.
Bane, Jim	1963, 64	Branson, Mo.
Barnes, Alton	1970	Pine Bluff, Ark.
Barnett, Jerald	1954, 55, 56	Harrison, Ark.
Bass, Jody	1972, 73	Denton, Texas
Bates, Steve	1978	Fort Wayne, Ind.
Beall, Elstner	1933	
Beck, Corey	1993, 94, 95	Memphis, Tenn.
Bedford, Darryl	1983, 84	Smyrna, Ga.
Bennett, Chris	1976, 78	Little Rock, Ark.
Benton, James	1937, 38	
Biggers, Ray	1992, 93, 94	Houston, Texas
Biley, Ken	1991, 92, 93, 94	Pine Bluff, Ark.
Birden, Robert	1974, 75, 76	Pine Bluff, Ark.
Blackburn, Clifford	1924	
Blackmon, Jamar	2003, 04	Little Rock, Ark.
Blasingame, John	1960, 61	Monette, Ark.
Borgsmiller, John	1950	
Boss, Ora Lee	1958, 59	Green Forest, Ark.
Bowers, Arlyn	1989, 90, 91	Memphis, Tenn.
Box, Larry	1972	Leachville, Ark.
Boyer, Tommy	1961, 62, 63	Fort Smith, Ark.
Bradley, A.B.	1942, 43	Clinton, Ark.
Bradley, Pat	1996, 97, 98, 99	Everett, Mass.
Brady, Harold	1937, 38	
Brannon, Robert	1983	Columbia, S.C.
Brasfield, Travis	1932, 33, 34	
Brewer, Ron	1976, 77, 78	Fort Smith, Ark.
Brewer, Ronnie	2004, 05, 06	Fayetteville, Ark.
Briggs, E.J.	1940	
Britt, Maurice	1939	
Brodie, Frank	1936, 37	
Brown, Tony	1979, 80, 81, 82	Chicago, Ill.
Brown, Mike	1972	White Hall, Ark.
Bryant, Gerald	1951	Many, La.
Buckner, Ray	1975, 76, 77	Pine Bluff, Ark.
Burk, Houston	1925, 26, 27	
Butler, Walter "Pete"	1955, 56	Jefferson City, Mo.
Byles, Tony	1946, 47	Robeline, La.

C

Campbell, Doug	1972, 73	Lyons, Kan.
Campbell, Johnny	1947, 48	
Carlton, Jerry	1960, 61, 62	Sheridan, Ark.
Carpenter, Jay	1957, 58, 59	Jefferson City, Mo.
Carpenter, Gordon	1941, 42, 43	
Carpenter, Mike	1986	Knoxville, Tenn.
Carter, Alan	1943	
Cathcart, James	1948, 49, 50	



Preston Cranford

Chambers, Lendon	1939	
Clark, Carter	2001	Springfield, Mo.
Cleveland, T.J.	1999, 2000, 01, 02	Birmingham, Ala.
Clifton, Gus	1932	
Coffman, M.B. "Skippy"	1962, 63	Little Rock, Ark.
Coleman, Paul	1948, 49	
Cone, Benton	1967, 68, 69	Wilmot, Ark.
Cook, Orval	1964, 65, 66	Cleveland, Okla.
Copeland, Jody	1945	
Corzine, Corky	1976	Florissant, Mo.
Counce, Jim	1975, 76, 77, 78	Memphis, Tenn.
Craft, Reggie	1979	
Crane, Jay	1984, 85, 86	Ft. Worth, Texas
Cranford, Preston	2004, 06	Heber Springs, Ark.
Crawford, Roger	1993, 94	Birmingham, Ala.
Credit, Mario	1987, 88, 89, 90	Kansas City, Kan.
Creighton, Milan	1929, 30, 31	Gothenberg, Neb.
Crockett, James	1978, 79	West Helena, Ark.
Cutts, Willie	1983	Fort Worth, Texas

D

Davis, Brandon	1998, 99, 2000, 01	Camden, Ark.
Davis, Kendrick	2003, 04	Houston, Texas
Davis, Nick	1996, 97, 98	Columbia, S.C.
Davis, Shawn	1989, 90, 91, 92	Maud, Texas
Day, Todd	1989, 90, 91, 92	Memphis, Tenn.
Day, Terry	1955, 56, 57	Magnolia, Ark.
Dean, Brandon	1999, 2000, 01, 02	Monroe, La.
DeBose, Keenan	1983, 84	Killeen, Texas
Delph, Marvin	1975, 76, 77, 78	Conway, Ark.
Dickson, Joe	1955, 56, 57	Little Rock, Ark.
Dillard, Alex	1994, 95	Bassemer, Ala.
Donaldson, John	1938	
Dunn, Wayne	1956, 57, 58	Hampton, Ark.
Dykes, Jimmy	1982, 83, 84	Fayetteville, Ark.

E


Eddins, Blake	2000, 01, 02, 03	Montgomery, Ala.
Eidson, Harold	1929	Centerville, Ark.
Eldridge, James	1968, 69, 70	Green Forest, Ark.
Elkins, Orval	1952, 53, 54	Minden, La.
Engskov, John	1994, 95, 96	Berryville, Ark.

F

Famutimi, Olu	2004, 05	Flint, Mich.
Ferguson, Eric	2003, 04, 05, 06	Long Island, N.Y.
Fletcher, Clyde	1991, 92	Memphis, Tenn.
Flynt, Bill	1944, 45, 46	Lonoke, Ark.
Foster, Pat	1959, 60, 61	Emerson, Ark.
Freeman, Wally	1966, 67	Sheridan, Ark.
Freeman, Allie	1985, 86, 87, 88	Little Rock, Ark.
Frieberger, John	1939, 40, 41	
Friess, Brad	1979, 80, 81, 82	Austin, Texas
Fulton, John	1935	Malvern, Ark.

G

Gammill, Gerald	1939, 40	
Garner, Ronnie	1959, 60, 61	Hot Springs, Ark.
Gehring, Ken	1977	Akron, Ohio
Gibson, Ray	1931, 32, 33	Prairie Grove, Ark.
Gilbert, Jason	1999	Mountain View, Ark.
Gilliland, Elwin	1935, 36, 37	Beebe, Ark.
Gipson, Teddy	1999, 2000, 01, 02	Farmerville, La.
Gomez, Dionisio	2000, 01, 02, 03	Fayetteville, Ark.
Green, Steve	1997	Monticello, Ark.
Grim, Fred	1956, 57, 58	Green Forest, Ark.
Grindle, LaVerne	1959, 60	Overton, Texas
Grisham, Larry	1957, 58	Jonesboro, Ark.
Grisham, Larry	1969	White Hall, Ark.
Guess, Charles	1965, 66	



Steven Hill

H

Hagood, Leslie	1938	
Haizlip, Ralph	1927, 28	Hot Springs, Ark.
Hale, Arthur	1927, 28, 29	Fayetteville, Ark.
Hale, Harrison, Jr.	1930	Fayetteville, Ark.
Hall, Antwon	1996	Chicago, Ill.
Hamilton, Ray	1936, 37, 38	Lonoke, Ark.
Hankins, Justin	1999	Elkins, Ark.
Hankins, Zane	1958, 59	Newport, Ark.
Hastings, Scott	1979, 80, 81, 82	Independence, Kan.
Hawkins, Darrell	1989, 90, 92, 93	Prairie View, Texas
Hays, Dennie	1936	
Heider, Joel	1971, 72	Kansas City, Kan.
Henderson, Jethro	1930	Hot Springs, Ark.



Hess, Jack	1950, 51	Verden, Okla.
Hester, Bill (Toar)	1951	Hall Summitt, La.
Hickey, Howard	1939, 40, 41	
Hill, Steven	2005, 06	Branson, Mo.
Hilliard, Keith	1980	Memphis, Tenn.
Hogue, Larry	1962, 63, 64	North Little Rock, Ark.
Holt, Ken	1929, 30, 31	
Honea, Robert	1942	
Honea, Elmer	1935	Fayetteville, Ark.
Hood, Derek	1996, 97, 98, 99	Kansas City, Mo.
Horrell, Scott	1980	Marmaduke, Ark.
Horsell, J.L.	1934, 35, 36	
Horst, Howard	1928	
Horton, Clifford	1947, 48	
Howell, Jim Lee	1934, 35, 36	Lonoke, Ark.
Howell, Lenzie	1989, 90	Dallas, Texas
Hudspeth, Gerald	1949, 50	
Huery, Ron	1987, 88, 90, 91	Memphis, Tenn.
Hunter, Vincent	2004, 06	Little Rock, Ark.
Hurd, Anthony	1987	Kansas City, Mo.
Hutchison, Kenny	1985, 86, 87	New York, N.Y.



Vincent Hunter


Irvin, Byron	1985, 86	Chicago, Ill
--------------	----------	--------------

Jay, Jim	1963, 64	Lincoln, Ark.
Jefferies, Chris	1999	Fresno, Calif.
Jefferson, Dontell	2005, 06	Lithonia, Ga.
Jelks, J.L.	1931, 32, 33	Jonesboro, Ark.
Jennings, Jason	1998, 99	Bald Knob, Ark.
Johnson, Joe	2000, 01	Little Rock, Ark.
Joliff, Charles	1944, 45, 46	Manila, Ark.
Jones, Matt	2002, 04	Fort Smith, Ark.
Jones, Michael	2002, 03, 04, 05	Little Rock, Ark.
Jones, Ben	1943, 44	
Jones, Loyd	1960	Lincoln, Ark.
Jordan, Berry	2002	Jacksonville, Fla.

Kays, Paul	1928	Fayetteville, Ark.
Kearns, Walter	1951, 52, 53	Denton, Texas

Kearns, Kenneth	1945, 46, 48	
Keeling, Lance	1997, 99	St. Joe, Ark.
Keeter, Danny	1969, 70	Mountain Home, Ark.
Kelly, Carey	1980, 81, 82, 83	Canton, Miss.
Kendall, Bruce	1931, 32, 33	Berryville, Ark.
Kimbrell, Jacky	1967, 68, 69	Turrell, Ark.
King, Cyrus	1924, 25	
Kissee, Jim	1964, 65	Marshfield, Mo.
Kitchen, Robert	1983, 84	Muskegon Heights, Mich.
Kleine, Joe	1983, 84, 85	Slater, Mo.
Kok, George	1945, 46, 47, 48	Grand Rapids, Mich.
Kretschmar, Joe	1956	Jefferson City, Mo.

Lambert, Eugene, Jr.	1951, 52, 53	Fayetteville, Ark.
Lambert, Eugene, Sr.	1928, 29	Augusta, Ark.
Lane, Alonzo	2000, 01, 02, 03	Canton, Miss.
Lang, Andrew	1985, 86, 87, 88	Pine Bluff, Ark.
Lee, Almer	1970, 71	Fort Smith, Ark.
Lewis, Tryon	1952	Fayetteville, Ark.
Linn, Warren	1990, 92, 93	Tulsa, Okla.
Lively, Charles	1943	
Lockard, Don	1936, 37, 38	
Logue, Donald	1950	
Lucas, Mike	1985	Dallas, Texas
Lucke, Joel	1951, 52, 53	Pine Bluff, Ark.
Lunday, Kenneth	1935, 36	



Sean McCurdy

Magness, Jim	1963, 64	Hot Springs, Ark.
Mann, Marvin	1961	Hickory, Va.
Marks, Larry	1988, 89, 90	Columbia, Tenn.
Martin, Neal	1938, 39	
Martin, Robert	1936, 37	
Martin, Elmer	1992, 93, 94, 95	Memphis, Tenn.
Mayberry, Lee	1989, 90, 91, 92	Tulsa, Okla.
McAlister, Leslie (Mack)	1968, 70	Jonesboro, Ark.
McClary, Cam	1977	Marshfield, Wis.
McConnell, J.D.	1964, 65, 66	Fayetteville, Mo.
McCurdy, Sean	2006	Westport, Conn.
McDaniel, Clint	1992, 93, 94, 95	Tulsa, Okla.
McDonald, Leo	1954, 55	Many, La.



Cyrus McGowan

McGaha, Melvin	1944, 45, 46, 47	Oak Grove, La.
McGowan, Cyrus	2006	Meridian, Miss.
McGuire, J.C.	1924	
McKellar, Philip	1987	North Little Rock, Ark.
McKenzie, Robert	1968, 69, 70	White Hall, Ark.
Medlock, Rickey	1973, 74, 75	Cave City, Ark.
Merritt, Reggie	1993, 94, 95, 96	Little Rock, Ark.
Miller, Oliver	1989, 90, 91, 92	Ft. Worth, Texas
Miller, D. L.	1950, 51	Van Buren, Ark.
Mills, William	1985, 86	Perkins, Ga.
Mitchell, A.E.	1930	
Modica, Jonathon	2003, 04, 05, 06	Smackover, Ark.
Moncrief, Sidney	1976, 77, 78, 79	Little Rock, Ark.
Monk, Marcus	2005	Lepanto, Ark.
Moody, Taft	1933, 34	
Mooney, Fred	1970, 71	Jonesboro, Ark.
Moore, Stephan	1985, 86, 87, 88	Cushing, Okla.
Morris, Isaiah	1991, 92	Richmond, Va.
Morrison, Alan	1960, 61	Texarkana, Ark.
Mukubu, Wen	2003, 04	Miami, Fla.
Munsey, Sammy	2006	Little Rock, Ark.
Murphy, Tom	1931, 32, 33	
Murphy, Vernon	1971, 72	Texarkana, Texas
Murry, Ernie	1990, 91	Wabbeska, Ark.

Nash, Eugene	1979, 80, 81, 82	Tyrnza, Ark.
Newby, Jack	1934	
Nichols, Deno	1944	
Norton, Ricky	1981, 82, 83, 84	Okolona, Ark.
Nutt, Houston	1977	Little Rock, Ark.

Oliver, Tom	1930	Jacksonville, Ark.
-------------	------	--------------------





P

Pargo, Jannero	2001, 02	Chicago, Ill.
Parker, Curtis	1924, 26	
Pauley, Dan	1974	Kansas City, Mo.
Peterson, Keith	1979, 80, 81, 82	Little Rock, Ark.
Pharis, Billy	2004	Van Buren, Ark.
Pickell, Tom	1927, 28, 29	
Pickell, Elbert	1924, 25, 26	
Pickren, Jim	1929, 30, 31	Salem, Ark.
Pilgrim, Lawson	1977	Conway, Ark.
Pitts, R.C.	1940, 41, 42	
Poerschke, Eric	1984, 85, 86, 87	Houston, Texas
Poole, H.L. Ike	1934, 35, 36	McGehee, Ark.
Prewitt, Roy	1928, 29, 30	Grady, Ark.
Price, Steve	1973, 74, 75	Delray Beach, Fla.
Price, Norman	1949, 50, 51	Mansfield, Ark.

R

Rankin, Tommy	1958, 59, 60	Jonesboro, Ark.
Rankin, Roxie	1944, 47	
Ratliff, Mike	1984, 85, 86, 87	Brooklyn, N.Y.
Ray, Herman	1935	
Reed, U.S.	1978, 79, 80, 81	Pine Bluff, Ark.
Rehl, Kevin	1985, 86	Verma-Alma, Okla.
Reid, Kareem	1996, 97, 98, 99	Bronx, N.Y.
Renfro, Elza	1924	
Rhoden, Clyde	1959, 60, 61	Hot Springs, Ark.
Richie, Ocie	1945	
Rimac, Davor	1992, 93, 94, 95	Zagreb, Croatia
Rittman, Richard	1957, 58	Stuttgart, Ark.
Robbins, Jack	1936, 37, 38	
Robbins, Nobel	1941	
Robertson, Alvin	1982, 83, 84	Barberton, Ohio
Robinson, Darnell	1994, 95, 96	Oakland, Calif.
Rogers, Jerry	1961, 62	North Little Rock, Ark.
Rose, Scott	1983, 84, 85, 86	Memphis, Tenn.
Rose, Glen	1926, 27, 28	North Little Rock, Ark.
Rousseau, Steve	1964, 65, 66	Dewitt, Ark.
Rowland, Tommy	1965, 66, 67	Little Rock, Ark.
Rucker, Paul	1934, 35	
Ruckman, Charles	1925, 26	

S

Sagely, Floyd	1952, 53, 54	Van Buren, Ark.
Sailer, Bill	1952, 53	Branson, Mo.
Satchell, Larry	2000, 01, 02, 03	Waco, Texas
Saulsberry, Daryll	1975, 76	Albuquerque, N.M.
Schall, Steve	1976, 77, 78, 79	Raytown, Mo.
Schoonover, Wear	1928, 29, 30	Pocahontas, Ark.
Schulte, Jack	1974, 75, 76	Ellisville, Mo.
Schumchyk, Frank	1944, 45, 46	Long Island, N.Y.
Schumchyk, Mike	1944, 45, 46	Long Island, N.Y.
Scott, Darryl	1985, 86	Wynne, Ark.
Scott, Tim	1987, 88	Little Rock, Ark.
Scott, David	1979	South Bend, Ind.
Scroggins, Carroll	1953, 54, 55	Center Ridge, Ark.
Searles, John	1971	Pine Bluff, Ark.
Self, David	1966, 67, 68	El Dorado, Ark.
Self, Jewell	1959	Little Rock, Ark.
Sexton, Doc	1931, 32, 33	
Shaw, Raymond	1952, 53, 54	Lafayette, La.
Shepherd, Robert	1992, 93	Chicago, Ill.
Sims, Keith	1944	
Skulman, Greg	1980, 81, 82	Ozark, Ark.
Smith, Norman	1954, 55, 56	Bucyrus, Ohio
Smith, Sammie	1950, 51, 52	Little Rock, Ark.

Smith, Buddy	1954, 55, 56	DeQueen, Ark.
Smith, Glenn	1939	
Sneed, Brice	1959	Green Forest, Ark.
Snively, John	1982, 83	Pawhuska, Okla.
Southerland, Billy	1940	
Spears, Roger	1972, 73, 74	Tulsa, Okla.
Steele, Harold	1925, 26, 27	
Stephens, Gary	1967, 68	North Little Rock, Ark.
Stewart, Dwight	1993, 94, 95	Memphis, Tenn.
Stolzer, Lawrence	1957, 58	Little Rock, Ark.
Stroud, Steve	1976, 77	Batesville, Ark.
Sugg, Ricky	1964, 65, 66	Berryville, Ark.
Sullinger, J.J.	2002	Columbus, Ohio
Sullivan, Rashard	2003, 04, 05	Ft. Lauderdale, Fla.
Sutton, Leroy	1980, 82, 83, 84	South Bend, Ind.



Charles Thomas

T

Talkington, John	1964, 65, 67	Midwest City, Okla.
Tanneberger, Ricky	1968, 69, 70	Little Rock, Ark.
Tatum, Charles	2000, 01, 02, 04	Midland, Texas
Terry, Charles	1975, 76	Emporia, Kan.
Terry, Martin	1972, 73	Emporia, Kan.
Thomas, Charles	2005, 06	Jackson, Miss.
Thompson, Ali	1996, 97, 98	Jonesboro, Ark.
Thompson, Harry	1957, 58, 59	Mount Pleasant, Ark.
Thurman, Scotty	1993, 94, 95	Ruston, La.
Tolson, Dean	1972, 73, 74	Kansas City, Mo.
Townes, Darian	2005, 06	Alexandria, Va.
Towns, Marlon	1996	Memphis, Tenn.
Trapp, Charles	1930	Little Rock, Ark.
Trumbo, Donald	1956	Fayetteville, Ark.
Trumbo, Trey	1976, 77	Fayetteville, Ark.
Tuck, Henry	1937	

V

Vint, Bobby	1968, 70, 71	North Little Rock, Ark.
Vogel, Warren	1963, 64	Marion, Kan.

W

Walker, Darrell	1981, 82, 83	Chicago, Ill.
-----------------	--------------	---------------



Darian Townes

Walker, Chris	1997, 98, 99, 2000	Pine Bluff, Ark.
Walker, J.W.	1952	Russellville, Ark.
Wallace, Roosevelt	1991, 92	Cleveland, Ohio
Wallace, Tarik	1997, 98	Richmond, Va.
Waller, P.T. "Duddy"	1951	Emerson, Ark.
Watts, Donnie	1969, 71	Hot Springs, Ark.
West, James	1950	Steve, Ark.
Wheeler, Paul	1944, 45, 46	
Whitby, Cannon	1987, 88, 89, 90	Obion County, Tenn.
White, Dennis	1972, 73, 74	Independence, Mo.
Whitley, Manuel	1950, 53	Bismarck, N.D.
Whitney, Guy	1996, 97, 98	Bentonville, Ark.
Williams, Landis	1995, 96, 97, 98	Tulsa, Okla.
Williams, Alvin	1946, 47, 48	
Williams, Robert	1949, 50, 51	Billings, Mo.
Williamson, Corliss	1993, 94, 95	Russellville, Ark.
Wilson, Jessie	1942, 43	
Wilson, Jim	1962, 63	Cherry Valley, Ark.
Wilson, Lee	1994, 95, 96, 97	Waco, Texas
Wilson, Keith	1987, 88, 89	Fort Smith, Ark.
Windle, James	1959	Miami, Okla.
Wofford, Larry	1961, 62, 63	Fort Smith, Ark.
Wynne, Clayton	1941, 42, 43	

Y

Young, Ott	1942	
Young, Mike	1978, 79, 80, 81	Wolflake, Ind.

Z

Zahn, Alan	1977, 78, 79, 80	Albuquerque, N.M.
------------	------------------	-------------------




Jason Williamson (right) reviews coursework with freshmen Patrick Beverley (left) and Stefan Welsh.

UA ADMINISTRATION



Paul Kirpatrick (left) and his Student Life and Academic Support Staff sponsor various life skills events for UA's student-athletes, including an etiquette dinner.



Frank Broyles is in his 35th year as Arkansas' athletic director.



- CHANCELLOR JOHN WHITE118**
- ATHLETIC DIRECTOR**
- FRANK BROYLES118**
- ATHLETIC ADMINISTRATION119**
- THE RAZORBACK FOUNDATION . . .126**



UA ADMINISTRATION AND STAFF

UA ADMINISTRATION STAFF



DR. JOHN A. WHITE
Chancellor

A native Arkansan, Dr. White is in his 10th year as chancellor of the University of Arkansas. His background includes extensive experience in academe, business and government. Prior to his current position, he served as dean of engineering at Georgia Tech and was a member of the Georgia Tech faculty for 22 years. From 1988 to 1991, he served as assistant director for engineering at the National Science Foundation in Washington, D.C.

White received his BSIE degree from the University of Arkansas. His graduate work was performed at Virginia Tech (MSIE) and The Ohio State University (PhD). He also has received honorary doctorates from the Katholieke Universiteit of Leuven in Belgium and George Washington University.

White recently concluded serving a second six-year term on the National Science Board; is a member of the National Academy of Engineering; a director of the Arkansas Biosciences Institute; a director of the Northwest Arkansas Regional Airport Authority; a past-chair of the Board of Directors of the Arkansas Science and Technology Authority; a past-chair of the Council of Presidents of the Southeastern Universities Research Association; a past-director of the National Collegiate Athletic Association; a past-president and member of the Board of Directors of the Foundation for the Malcolm Baldrige National Quality Award; a past-president of the Institute of Industrial Engineers (IIE); a past-chairman of the American Association of Engineering Societies (AAES); a past-president of the National Consortium for Graduate Degrees for Minorities in Engineering and Science, Inc. (GEM); and a member of a number of honor societies—Alpha Pi Mu, Golden Key, Omega Rho, Omicron Delta Kappa, Phi Kappa Phi, Sigma Xi and Tau Beta Pi.

Among White's awards are: Humanitarian of the Year from the National Coalition for Community and Justice; NSF's Distinguished Service Award; ASEE's Donald E. Marlowe Distinguished Education Administration Award; the Rodney D. Chipp Memorial Award from the Society of Women Engineers; AAES's Kenneth Andrew Roe Award; IIE's highest award, the Frank and Lillian Gilbreth Industrial Engineering Award; IIE's David F. Baker Distinguished Research Award; IIE's Albert G. Holzman Distinguished Educator Award; IIE's Outstanding Publication Award; IIE's Book of the Year Award (twice); Sigma Nu Fraternity's Regent's Medallion of Merit; and the Material Handling Education Foundation's Reed-Apple Award. He has been named the Society of Manufacturing Engineers' Educator of the Year, the International Material Management Society's Material Manager of the Year and Georgia Tech's Teacher of the Year.

White currently serves as a member of the Board of Directors for J. B. Hunt Transport Services, Inc., Logility, Inc., and Motorola, Inc. He previously served on the Board of Directors for Eastman Chemical Company, Russell Corporation, and CAPS Logistics, Inc. His industrial and consulting experience includes employment as an engineer with Eastman Chemical Company, Ethyl Corporation and Rockwell, Inc. He has served as a consultant to such organizations as AT&T, Briggs & Stratton, Burlington, Coca-Cola, Corning, Digital Equipment, DuPont, Federal Reserve Bank, Ford, IBM, L.L. Bean, Tektronix, Texas Instruments, U.S. Navy, Westinghouse and Xerox. He founded a logistics consulting firm, SysteCon, Inc., and served as its chairman until its merger with Coopers & Lybrand.

As Chancellor of the University of Arkansas, White led the University through a \$1 billion fund-raising program, one of only 25 under way at that time in the country, and has shepherded the academic standing of the university forward into the top tier of national colleges.

He is married to Mary Elizabeth Quarles White; they have a daughter, a son, three granddaughters and a grandson.



HOWARD W. BRILL
Faculty Athletic Representative

In his 12th year as the University of Arkansas' faculty representative for athletics is Howard W. Brill. He has been a member of the university's faculty since 1975.

As faculty representative, Brill plays an integral role in the athletic department's interaction with conference and NCAA rules and regulations. He is the school's liaison between the faculty and the athletic department, and assists the athletic department in compliance matters. He is also the university's certifying official for student-athletes. He previously served as a member of the university's Faculty Athletics Committee from 1991-94 and was on a special committee to implement the SEC's Gender Equity Policy in the spring of 1994.

Brill is a 1965 graduate of Duke University and earned his law degree from the University of Florida in 1970. He received his master's of law degree in 1979 from the University of Illinois. A widely published author, Brill has written two books and numerous

law review articles, and has received numerous awards honoring his teaching skills.

In 2005, he was appointed as university professor. His primary teaching areas are professional responsibility, remedies, civil procedure, and a special topics course on baseball and the law. He has taught at Cambridge, England, and St. Petersburg, Russia, in addition to the universities of Florida, Illinois, North Carolina, South Carolina and Tennessee.

He is licensed to practice law in Arkansas, Florida and Illinois, and is a member of the Professional Ethics and Grievances Committee of the Arkansas Bar Association and the Arkansas Judicial Ethics Advisory Committee. He is the first Vincent Foster Professor of Legal Ethics and Professional Responsibility at the School of Law, and has served as a Special Justice of the Arkansas Supreme Court. He is a past member of the Governor's Code of Ethics Commission and the Arkansas Improvement District Commission of the General Assembly of Arkansas.

Active in community service, Brill has served as chairman of the City of Fayetteville's Civil Service Commission, has coached youth soccer and basketball, and is a Sunday School teacher. After graduating from Duke, he taught English language and African literature as a Peace Corps volunteer in Sokoto, Nigeria.

He and his wife Katherine have three children, Christian, Elizabeth and Andrew.



FRANK BROYLES
Athletic Director

For nearly five decades, University of Arkansas Athletic Director Frank Broyles has helped define the standard of excellence in intercollegiate athletics. A legendary coach, nationally respected athletic administrator and tireless goodwill ambassador for his university and state, Broyles' influence continues to shape the Razorback program as well as impact the vast collegiate athletic landscape.

In his 50th year with UA and his 34th year as athletic director, Broyles is as synonymous with the UA athletic program as the Hog on the side of the football helmet or even the very nickname, Razorbacks. In June 2003, Broyles was given a five-year contract extension providing him an opportunity to serve the UA for more than a half century.

There is little doubt Broyles has had more positive impact on athletics in Arkansas than any person in the history of the state. The Arkansas Democrat-Gazette confirmed his status when it named him the most influential figure in athletics in the state during the 20th Century. On July 1, 2003, he took over as the chairman of the UA's Campaign for the 21st Century. The ambitious campaign concluded in 2005 after meeting its \$1 billion goal.

Perhaps his greatest contribution to the Razorback program is his knack for hiring quality head coaches and surrounding them with the tools and facilities they need to compete at the highest level.

Broyles has a history of picking the right ones as head coaches and administrators at Arkansas. UA football coach Houston Nutt has led the Razorback football team to two SEC Western Division crowns and six bowl games, and has revived the passion of football fans across the state. John McDonnell is the most successful collegiate coach in history with 42 national championships in cross country, indoor and outdoor track. Robert Cox is entering his 20th season as the coach of Arkansas' tradition-rich tennis program. The Razorback tennis team has made nine NCAA Tournament appearances in the last 13 seasons including a Sweet 16 finish in 2004.

Although blessed with a stable of quality tenured coaches, Broyles has recently re-exhibited his ability to land some of the nation's top up and coming coaches for some of the Razorbacks' most successful programs.

In just the past four years, Broyles has hired high profile coaches for the Razorbacks' basketball, baseball and golf programs.

Stan Heath was a rising star in the collegiate basketball coaching world after leading Kent State to an improbable run to the NCAA Tournament's Elite Eight. By the time the 2002 Final Four was underway the next weekend, Heath was donning an Arkansas sweater vest.

Not long after legendary baseball coach Norm DeBriyn stepped down, Broyles hired Dave Van Horn. The former Razorback player and graduate assistant led Nebraska to back-to-back College World Series appearances before returning to Fayetteville. In only his second season at Arkansas, Van Horn led the Razorbacks to an SEC championship and a berth in the 2004 College World Series.

Last June, Broyles secured the services of Brad McMakin, one of the rising coaching stars in collegiate golf.

Broyles' philosophy of hiring quality coaches and building state-of-the-art facilities has keyed an unprecedented era of success at Arkansas. In the 23 years before Broyles became athletic director, Arkansas had never captured a national championship and owned only 22 SWC titles in sports other than football. During his 33-year term as AD, the Hogs have won 43 national championships, 57 SWC titles and 46 SEC crowns in the same collection of sports. Football hasn't suffered either, with 21 bowl trips, four league championships and three SEC Western Division titles during that same span.

One of six initial inductees into the UA Sports Hall of Honor and a 1983 inductee into the College Football Hall of Fame, Broyles was once again honored by the National



Football Foundation in 2000 as the recipient of the John L. Toner Award. The honor recognizes an athletic director who has demonstrated superior administrative abilities and shown outstanding dedication to college athletics and particularly college football.

Broyles is a long-time member of the Arkansas State Sports Hall of Fame and was chosen by the Southwest Marketing Association as the 1988 Outstanding Marketer of the Year. He has been honored by the Atlanta Council of the Boy Scouts of America (Bobby Jones Award), the Arkansas Rotarians (Paul Harris Fellowship), Arkansas High School Coaches Association (Distinguished Service Award) and Arkansas Governor Mike Huckabee in a joint venture with Little Rock's KARK-TV (Distinguished Citizen Award). In 2003, Broyles was presented the inaugural Bear Bryant Lifetime Achievement Award by the National Sportscasters and Sportswriters Association. He was also honored by the Knoxville [Tenn.] Quarterback Club with the Bob Woodruff Award. In 2006, Broyles was presented the Eagle Award by the Washington Regional Foundation for his advocacy of healthcare issues.

In his 50th year at Arkansas, Broyles has always been a wonderful ambassador for UA and the state. For nine years he was ABC's top color commentator on college football telecasts, teaming with legendary sportscaster Keith Jackson. Broyles has been the keynote speaker at conventions, civic group meetings and coaching clinics all over the nation. His insight into the world of college athletics is sought on a daily basis.

Born Dec. 26, 1924, Broyles was married to his high school sweetheart the former Barbara Day for 59 years. Barbara passed away due to complications from Alzheimer's in October 2004. The couple has four sons, Jack, Hank, Dan and Tommy; and twin daughters, Betsy and Linda. He has 19 grandchildren: Lex and his wife Gina, Ivan, Iris, Taylor, Madison, Molly, India, Jacob, Allyson, Jordan, Delaney, Franklin, Barbara, Thomas Michael Jr., Carmen, Ramey, Whitney, Jennifer and John.

On Dec. 1, 2005, Broyles married the former Gen Whitehead of Fayetteville. Her children with Jim Whitehead (deceased) are sons, Bruun, Eric, Ted and Phil, and daughters, Kathleen, Joan and Ruth. She also has 12 grandchildren.



BILL GRAY
Executive Associate Athletic Director

Overseeing many facets of the athletic department is former Razorback standout Bill Gray, who is now in his 19th year as associate athletic director and his fourth as the executive associate AD. He supervises event management, football and basketball scheduling, post-season football and basketball, academics and compliance.

Gray, in his 23rd year at Arkansas, joined the Razorbacks as recruiting coordinator in 1984. He served in that capacity for four years before moving into full-time administration.

He is involved in capital improvement, scheduling, and football and basketball game management. As recruiting coordinator, he helped build the Razorback Belle program. He was also instrumental in the creation of the Razorback Hall of Honor, now in its 17th year. He was chairman of the committee in charge of the details of Arkansas' football centennial celebration.

Gray lettered three years each in football and baseball at Arkansas while being a captain of the 1964 national championship team. He played quarterback and defensive back, and played in one Cotton Bowl and one Sugar Bowl during his career. His 68-yard toss to Jerry Lamb in the 1963 Sugar Bowl is still a school record for longest pass completion in a bowl game. He led the 1963 Razorbacks in scoring with 30 points on five touchdowns and led the '64 Hogs with three interceptions. Gray also led the 1965 baseball team with a .322 average.

After his college career, he played professional baseball for a year in the Minnesota Twins organization, then served as a graduate assistant football coach under Frank Broyles at Arkansas for a year. He then spent four seasons as a defensive backfield coach for the Oklahoma Sooners.

He left coaching and was in the restaurant business for 12 years in Little Rock. He then served three years as business administrator for Baptist churches in Wichita, Kan., and Shreveport, La., before returning to Arkansas.

A 1966 graduate of Arkansas with a degree in business administration, Gray and his wife Peggy have four children, Ken, Mike, Kristi and Carrie, and four grandchildren, John, Carley, Jacob and Isabella.



TOM DORRE
Associate Athletic Director for Business Affairs

Tom Dorre is entering his fifth year as associate athletic director for business affairs, but he is in his 40th year at the University of Arkansas. Dorre joined the athletic department on Aug. 22, 2002.

In his current position, Dorre oversees business operations, including budgeting and accounting, ticketing, contracts, travel and purchasing.

Before joining the athletic department, Dorre spent the previous 16 years as the associate vice chancellor for finance. In that role over his last

five years, he was responsible for UA's tax compliance office and managed the in-house software development team that created and implemented the university's business and administrative strategic information system. The system included applications for budgeting, general ledger, procurement, accounts payable, position control, departmental accounting, payroll, and personnel and electronic approval that met Y2K requirements and eliminated redundant data entry and the use of paper forms.

From 1987-97, Dorre, who earned an MBA from the university in 1980, managed the budget and financial affairs offices, which included all general ledger accounting functions as well as grant and contract compliance, plant and property reporting and compliance, external financial reporting, external audit compliance, and IRS compliance and reporting.

For just more than a year, from May 1993 to June 1994, he served as the interim vice chancellor for finance and administration. During that time, he managed the offices of financial affairs, business affairs, human resources, physical plant, computing service, public safety, financial management and analysis, and treasurer.

Dorre, a 1967 Arkansas graduate with a bachelor's degree in accounting, has been at the university in various positions since he graduated.

He began his career in the controllers office, a position he held from 1967-75. From 1975-81, he was UA's budget director. He worked as associate vice chancellor for administration from 1981 until becoming associate vice chancellor for finance in 1987.

Dorre is currently on the Arkansas Alumni Association Board of Directors, UA's Faculty Athletic Committee and UA's Survey Research Center Policy Board. In the past, he has served on the athletic and financial advisory committees, the Student Fee Review Board and the Vice Chancellor for Finance and Administration Search Committee. He has also served two terms on the board of directors of the Economic Opportunity Agency of Washington County, Inc., among others.

Dorre and his wife Connie have one daughter, Kristy, and two grandchildren.



JERRY PUFALL
Associate Athletic Director for Facilities

Jerry Pufall is in his fifth year as associate AD for facilities after serving the previous two years as assistant athletic director. In his 12th year overall with the Razorbacks, he has served as an administrative assistant to baseball and director of special projects since joining the athletic department in the fall of 1994.

Pufall oversees the operation of Razorback facilities, including game day operations, scheduling, upkeep, maintenance and long-range planning for Baum Stadium, Bud Walton Arena, Donald W. Reynolds Razorback Stadium, Randal Tyson Track Center, Willard and Pat Walker Pavilion, Dills Indoor Tennis Center, John McDonnell Field and Razorback Cross Country Course.

In 2005, he provided construction management services for the athletic department on the 34,000 square foot strength training facility that was added to the north side of the Willard and Pat Walker Pavilion. The facility houses an 18,000 square-foot weight training area on the third floor and 16,000 square feet of specialty areas for conditioning and the development of agility, speed and quickness on the ground floor. In addition, a new state of the art artificial turf infill system was installed inside the pavilion.

During the 2003-04 season, Pufall served as the construction manager for the renovation of Baum Stadium. The renovation included converting the playing surface from artificial turf to natural grass, the addition of 10 luxury suites, a suite of offices for the coaching staff, and a custom brick superstructure scoreboard system including a LED video display, message center, inning-by-inning stats and control room.

During the summer of 2004, Pufall was responsible for the oversight on the renovation of the outdoor football practice facility, which included the total redesign of the sub grade, installation of a new sand based Bermuda grass field, installation of a new artificial turf infill system and the construction of a retaining wall at the north end of the west practice field.

In addition to his responsibility for facilities, Pufall supervises all technology related areas for the athletic department, including networking, game day operations, scoreboards, sound systems, video boards, laser systems and kiosk video displays in the Jerry Jones/Jim Lindsey and Tommy Boyer Hall of Champions museums.

Under his direction, the athletic department installed a full color laser system in Bud Walton Arena, the only permanent laser system installed in a collegiate basketball arena. The one-of-a-kind system is used for pre-game player introductions and halftime performances.

During the fall of 2000, the athletic department installed the largest LED video display in any sports venue in the world at Donald W. Reynolds Razorback Stadium. The project, spearheaded by Pufall, brings state-of-the-art video entertainment, game action and instant replays to Razorback fans before, during and after games.

During the fall of 2003, the athletic department added LED video technology to Bud Walton Arena. The project provides a one-of-a-kind custom basketball goal design including four 10mm screens and two 16mm video rings. This installation, supervised by Pufall, provides Razorback fans with video quality found in only a handful of NBA arenas across the country.

Prior to joining the Razorbacks, Pufall served 17 years as the baseball coach, computer science and math instructor at Spooner (Wis.) High School, except for one year when he was a graduate assistant at UA for Norm DeBriyn. That one-year, 1987, the Razorbacks advanced to the College World Series.

The Ashland, Wis., native returned to Arkansas in 1994 as an administrative assistant





to baseball, overseeing the construction of Baum Stadium at George Cole Field.

A four-sport letterman and an all-conference quarterback and pitcher at Ashland High School, he enjoyed a four-year career at Northland College.

He and his wife, Judy, have two daughters, Julie and Jodie.



MATT SHANKLIN Associate Athletic Director for Marketing and Licensing

In the high profile world where name recognition is everything, selling the Razorbacks and making sure the public is aware of the Razorbacks is the job of Associate Athletic Director for Marketing and Licensing Matt Shanklin.

In his 17th year after joining the Razorback staff from East Carolina University, Shanklin is in charge of all department marketing/promotions, corporate

sponsorships, signage sales and advertising sales for Razorback game programs. He serves as game coordinator for football and basketball, and is game manager for all baseball games. He coordinates all sales and programming for the football, basketball and baseball video boards. He is also responsible for ad sales for the athletic department web site, Hogwired.com, and coordinates the new Razorzone, which offers audio and video content for Hog fans through Hogwired.com.

He also works closely with the football and basketball radio and television networks. Shanklin was instrumental in establishing the school's first baseball radio network in 1992, one of the nation's largest with more than 25 affiliates statewide. He is responsible for overseeing all football pregame activities, including The AT&T Trough. Shanklin spearheaded the "Nuttin' But Fun" logo campaign for the 1999 and 2000 Razorback football seasons. He was also instrumental in developing the Hogpen, a tailgating area for fans at Baum Stadium, the Hog Spa at Baum Stadium and the RBI Girls.

In September 1998, Shanklin became the university's licensing coordinator. His duties include coordination of all apparel, promotional and novelty licensing. Since taking over licensing duties, revenues in that area have increased annually under his direction. In the summer of 2001, Shanklin oversaw the development and implementation of new Razorback logos. Since the launch of the new logos, licensing revenues have increased every quarter.

In 2000, Shanklin secured an exclusive telecommunications sponsorship with AT&T/Cingular Wireless, one of the largest sponsorship deals in collegiate athletics. The deal provides Donald W. Reynolds Razorback Stadium with one of the largest video boards of any sports venue in the world.

Since 2001, he has also worked as general manager of Sports Shows, Inc., which sells, produces and distributes The Houston Nutt Show, Fast Break with Stan Heath and The Razorback Classics.

Shanklin was assistant marketing director at East Carolina University for a year before coming to Arkansas. He had served as an intern at Arkansas for five months before joining the ECU staff.

A 1984 graduate of South Mecklenburg (N.C.) High School in Charlotte, N.C., where he lettered in baseball and soccer, Shanklin earned his degree in communications from North Carolina-Wilmington in 1988.

A graduate of Ohio University's highly respected sports administration program, Shanklin earned a master's degree in that program in the fall of 1989.

An avid golfer, Shanklin married the former Missy Emmerson of Jacksonville, Texas, in 2003. She has a daughter, Jordan, 11, and is the director of Pagnozzi Charities, which benefits Razorback baseball and area youth sport scholarship programs. They are also the parents of Barbara Blake, one.



PAUL KIRKPATRICK Assistant Athletic Director for Student Life and Academic Support

In his second stint at the University of Arkansas, Paul Kirkpatrick is in his 13th year as the director of student life and academic support. In his previous stint, he was an academic counselor and dorm manager for the athletic department for three years.

His duties include overseeing the Office of Student Life and Academic Support system as well as serving as a staff liaison with the academic community.

Kirkpatrick also spent a year as compliance coordinator and academic coordinator at the University of Nevada-Reno.

He first came to Arkansas in the fall of 1985 to attend graduate school. He served two-and-a-half years as hall manager at Bud Walton Hall, the athletic dorm, and three years in Arkansas' academic-athletic support system.

Born June 30, 1954, at Texarkana, Ark., Kirkpatrick graduated from Magnolia High School in 1972. He was an all-district football player and also earned letters in basketball and track.

He earned a football scholarship at Southern Arkansas and graduated with a degree in political science in 1976. He then served as a captain in the Army for six years,

spending the last five years as a helicopter pilot.

Kirkpatrick went into investment banking before deciding to enroll at Arkansas. He had done additional graduate work in human resources management at Pepperdine while in the Army.

He and his wife, Lisa, have a blended family of four children, Erin, Rachel, Amanda Arnold and Ryan Arnold. He is also the proud grandfather of Blake Andrew Wilson, Elijah Aron Helf and Wiley Jude Helf.



KEVIN TRAINOR Assistant Athletic Director for Sports Information

In his 12th year with the Razorbacks and his fourth as assistant athletic director for sports information is Kevin Trainor. Trainor, who is in his seventh year heading UA's sports information office, joined the Razorbacks in July of 1995 and served three years as assistant director before being promoted to associate in 1998 and to the sports information director's post in 2000.

As assistant athletic director and SID, Trainor oversees the media and public relations effort for Arkansas' eight men's sports locally, regionally and nationally. He is also responsible for developing and implementing public relations strategies for the athletic department. The primary media contact for the Razorback football program, his responsibilities include coordinating media requests for head coach Houston Nutt, the UA assistant football coaching staff and football student-athletes.

Trainor coordinates the day-to-day operation of the sports information department as well as game-day management for football. He also oversees administrative matters, including the production of media guides, game programs and management of the department's web site, Hogwired.com.

In his role as associate SID, Trainor worked closely with football and served as the primary contact for the 2000 SEC Tournament champion Arkansas basketball squad. He also served as the color analyst on the Razorback Baseball Radio Network for five years.

In his previous three seasons, Trainor was the media relations point man for Arkansas' nationally ranked tennis and baseball programs.

Before joining the Razorbacks full-time, Trainor served a year internship with the Southeastern Conference Media Relations Office where he assisted in coordinating publicity for 11 of the conference's 19 sports.

Trainor served a four-year stint as a student in the UA publicity office before graduating in 1994 with a bachelor's degree in broadcast journalism. While a student assistant with the Razorbacks, Trainor served as the swimming and diving contact for three years and was part of the media relations team which handled the 1994 national champion Arkansas basketball team at the Final Four in Charlotte. He also served as publicity coordinator for the 1992 National Baseball Congress World Series in Wichita, Kan.

His collegiate experience includes 33 conference championships and he served as the assistant media coordinator for the 1995 SEC Women's Basketball Tournament. He has worked on the event management staffs of 12 Cotton Bowl games and the 1995 USF&G Sugar Bowl. He is a member of the College Sports Information Directors of America (CoSIDA), the Football Writers Association of America (FWAA) and the U.S. Basketball Writers Association of America (USBWAA).

Trainor and his wife, the former Ruth Whitehead, reside in Fayetteville and are the parents of Emma, five, and Ellie, two. The Fredonia, Kan., native is the brother of former Arkansas All-American placekicker Kendall Trainor.



TONI BAHN Television Show Coordinator / Walton Arena Assistant Manager

Toni Bahn is in her sixth year as the Houston Nutt and Stan Heath television shows coordinator and assistant Walton Arena manager. Before joining the staff on a full-time basis, she worked the previous year-and-a-half in the athletic department as a graduate assistant.

As assistant manager she serves as the primary on-site contact person for the arena and is responsible for scheduling all arena events and activities in coordination with the athletic department and outside users. Her guest relations responsibilities include responding to the needs of the 35 basketball suite holders, season ticket holders, campus and community usage requests and providing guided tours for local and regional groups.

In addition to her arena duties, the Jacksonville, Ark., native serves as the coordinator for "Fast Break with Stan Heath" and "The Houston Nutt Show." As coordinator, she secures and maintains sponsorships, oversees the production of advertising, and plans and supervises hospitality events throughout the seasons.

Bahn earned her bachelor's in communication and political science from Arkansas in 2000. She will graduate this year with her master's degree in communication.

She is married to Chris Bahn, a sportswriter for the Arkansas Democrat-Gazette and a graduate of Arkansas State University.



Born, April 27, 1978, Bahn, a former Razorback Belle, was an honor graduate of Jacksonville High School.



MARVIN CASTON
Director of Compliance

Former Arkansas fullback Marvin Caston is in his second year as Arkansas' director of compliance after returning to Fayetteville on April 28, 2005.

A four-year football letterman for the Razorbacks, Caston worked as a graduate assistant in the business and compliance offices at Arkansas before taking a full-time compliance position at the University of South Florida.

The 1999 Arkansas graduate spent three years at USF. He was a compliance assistant at the Tampa, Fla., university in 2003 before being promoted and serving as compliance coordinator the last two years.

At South Florida, he maintained the day-to-day operation of the compliance office, served as the liaison between the athletic department and the office of financial aid, oversaw all student-athlete employment opportunities and reviewed paperwork received from student-athletes relating to Conference-USA and the NCAA.

Caston lettered at UA from 1996-99, playing on Houston Nutt's first two teams that were 9-3 in 1998 and 8-4 in '99. The 1998 team played Michigan in the Florida Citrus Bowl and ended the year ranked No. 16. The 1999 squad beat Texas in the Cotton Bowl and finished the season ranked No. 17.

Caston earned his bachelor's in social work in 1999 and was a member of the Southeastern Conference's Academic Honor Roll his senior year.

The Winnsboro, La., native worked as a graduate assistant in the business office in 2001 and the compliance office in 2002 while earning his master's in adult education. He also served as Chairman of the "A" Club Membership Drive and was Co-Director of the Athletic Prevention Programming & Leadership Education (APPLE) Program.

A member of the National Association of Athletics Compliance Coordinators and the Black Coaches Association, he is married to the former Tommi Williams and they have a son, Thomas Marvin.



TIM CHENEY
Equipment Manager

When it comes to ordering, maintaining and distributing equipment, Arkansas can rely on the experience of Tim Cheney.

Entering his 17th year as equipment manager, Cheney is in charge of all aspects of Razorback equipment. He and his staff handle the distribution to athletes and coaches, any necessary repair, and all ordering and laundering. They are also responsible for coordinating with the coaching staff to ensure all required practice accessories are where they should be for appropriate drills and workouts.

After the team has left the field and locker room, the equipment room staff is still around, getting everything ready for the next day.

Cheney was involved with the Razorback program long before he became equipment manager. He worked four years as a student trainer for Dean Weber, working all four seasons with football as well as a year with baseball. He became an assistant in the equipment room before assuming his current position in 1990.

He has worked numerous bowl games at Arkansas, including four Cotton bowls, the Orange Bowl, the Florida Citrus Bowl, the Holiday Bowl, two Liberty bowls, the CarQuest Bowl, two Independence bowls, the Music City Bowl and the Las Vegas Bowl.

Born May 26, 1966, Cheney was a student athletic trainer at Pine Bluff White Hall High School for three years before graduating in the spring of 1984. He and his wife, Tracey, have one daughter, Tye, 11, and one son, Tripp, seven.



ANDY COMMER
Video Coordinator

In his 10th year with the Razorbacks is Andy Commer, who has 17 years of experience as video coordinator plus two years of experience as an assistant in the NFL.

He was named the 2004-05 Video Coordinator of the Year for the Southeastern Conference by the Collegiate Sports Video Association.

In addition to shooting and editing all football games and practices, he is also involved in the video board production at basketball, indoor and outdoor track, and baseball games, and special events.

Commer came to Arkansas in May of 1997 after serving in the same capacity for

two seasons at Ole Miss and for six seasons at Mississippi State.

A native of Pine Bluff, Commer earned his bachelor's degree in communication from Arkansas State in 1987. He received a master's degree in athletic administration from Mississippi State in May of 1996.

Prior to his tenure at Mississippi State, Commer served two years as assistant video coordinator with the Atlanta Falcons of the NFL. He was a student filmer and student athletic trainer while earning his degree from Arkansas State.

Born July 16, 1964, Commer enjoys fishing and running. He and his wife, Amy, have two sons, Jacob, seven, and Will, four.



DON DECKER
Head Strength and Conditioning Coach

Don Decker is in his 14th year as a member of the Razorback staff and his ninth as head strength and conditioning coach. He served as assistant strength and conditioning coach for five years before being elevated to his current position.

In 2004, he earned the designation of master level strength coach by the Collegiate Strength and Conditioning Coaches Association. He is one of just 43 strength and conditioning coaches in the

world to earn that honor.

Football is his first responsibility, but Decker oversees strength and conditioning for all men's sports. He was in charge of the basketball weight program for eight years and has also been in charge of baseball.

During his tenure with the Razorbacks, Decker has been to the Final Four twice, including 1994 when the Hogs won the national championship. He also worked with the 1995 and 2002 football squads that won SEC Western Division titles. In his first year as head strength and conditioning coach, 1998, the Razorbacks won a share of the SEC Western Division title and played in the Florida Citrus Bowl on New Year's Day. The Razorback baseball team won the Southeastern Conference regular season crown in 1999. In his second year at the helm, Arkansas defeated Texas in the 2000 Southwestern Cotton Bowl Classic while the 2000 club played in the Las Vegas Bowl, the 2001 team played in the 2002 Cotton Bowl, the 2002 team played in the Music City Bowl and the 2003 team played in the Independence Bowl.

He came to Arkansas from Kent State where he was head strength coach for football during the 1991 and 1992 seasons. Before going to Kent he was a graduate assistant in the weight room at Arkansas. He worked with the 1989 football Razorbacks, who won the Southwest Conference crown and played in the Cotton Bowl. He earned a master's degree in exercise science from Arkansas in 1991 before leaving for Kent.

Decker was a high school football standout at Perry High School in Masillon, Ohio, where he graduated in 1984. He went to Evangel College where he was all-district, all-conference and an honorable mention All-American at quarterback. He received his degree in physical education from Evangel in 1988.

Decker, 40, and his wife Stacey have been married 17 years.



DAWN DIDIER
Assistant Athletic Trainer

Dawn Didier is entering her third year as a full-time member of Arkansas' athletic training staff. She worked two years as an intern for Dean Weber before becoming full-time on May 1, 2004.

As assistant athletic trainer, the Baton Rouge, La., native is responsible for the prevention, treatment and rehabilitation of UA's student-athletes. She also assists in the day-to-day operations of the athletic training room, coordination of the athletic training students for football practice and games, and assists with team travel for away games. She also serves as an ACI and the liaison between the athletic training room and the entry-level master's athletic training education program.

At Robert E. Lee High School, Didier was valedictorian and lettered in volleyball, basketball and softball. She continued her collegiate basketball career at the University of Louisiana-Lafayette before transferring to LSU in 1996 and pursuing athletic training in 1998.

At LSU, Didier earned a bachelor's in kinesiology in 2000 and a master's in the same in 2002.





ROBBY EDWARDS
Associate Sports Information Director

Robby Edwards is entering his seventh year with the Razorbacks as associate sports information director. Edwards coordinates game and media operations for basketball, edits the basketball game program, assists with football, supervises football press box operations, and helps maintain the athletic department web site, Hogwired.com. He also supervises UA's student staff and assists in the coordination of photography.

Joining the staff just prior to the start of basketball practice in October of 2000, Edwards spent 10 years, five as an assistant and five as the SID, at Louisiana-Monroe, formerly Northeast Louisiana University.

As SID, Edwards handled all publicity for football and men's basketball while overseeing a 17-sport athletic department. His appointment to SID coincided with the school's elevation from I-AA football status to I-A in 1994.

Before moving to Fayetteville, he spent just under two years as the executive/financial communication coordinator at CenturyTel, Inc., a telecommunications company headquartered in Monroe, La. He wrote copy for and assisted in the production of the company's annual report and three employee publications, helped coordinate the release of earnings and quarterly reports, served on the acquisition and Y2K teams, and helped coordinate the shareholder's meeting.

Edwards worked the 1993 men's Final Four in New Orleans and supervised the star crew at the Independence Bowl from 1992 to 1997. His releases, media guides and game programs have earned awards from the College Sports Information Directors of America and the Louisiana Sports Writers Association. He earned national "Story of the Year" honors from CoSIDA in 2003 and his 2004-05 Game Day basketball program was judged best in the nation. He is a member of CoSIDA, the Basketball Writers Association of America and the Football Writers Association of America.

The Pearl, Miss., native worked as a graduate assistant for two years in the SID office at ULM before spending a year as a sports writer at the Lake Charles (La.) American Press.

A 1986 graduate of Southern Mississippi with a bachelor's in journalism, he received his master's in communication from ULM in 1988.

Edwards is married to Apryl, a Springdale High School English teacher, and they have three girls, Aubrey, 10, Cara, nine, and Josie, five.



DR. CANDY ERBE
Student Development Coordinator

Dr. Candy Erbe is in her ninth year at Arkansas and second as student development coordinator. Her responsibilities include the career development program, which assists student-athletes in exploring career options, choosing a major, gathering information about professional opportunities within their selected major and securing summer internships. As student development coordinator, she also coordinates the mentor program for freshman student-athletes and the services for students with learning disabilities.

She coordinates workshops on resume writing, interview skills and business etiquette. She also assists student-athletes in their employment search after graduation. Erbe is responsible for the Razorback Career Connection program, which utilizes a network of former Razorbacks and other community members to provide information and employment opportunities to Razorback student-athletes.

Before joining the Athletic Department in October 1997, Erbe served as a cooperative education program coordinator in Career Services where she worked with the College of Business Administration. Prior to that, she was an instructor in the Department of Vocational Education in the College of Education at the University of Arkansas.

Erbe earned her bachelor's degree in university studies from the University of New Mexico. She earned a master's, specialist and doctoral degree in vocational education from the University of Arkansas.

Erbe has two grown sons. Chris lives in Springdale. Jonathan, his wife Jodi and their children Corey, Josh and Elizabeth live in Olney, Ill.



TIMOTHY GUNTER
Razorback Marching Band Director

Timothy Gunter is the director of athletic bands and assistant professor of music at Arkansas, where he is responsible for the day-to-day operations of the total band program. He serves as the director of the Razorback Marching Band and the Hogwild Basketball Pep Band, and is the conductor of the UA Symphonic Band. Gunter also teaches courses for music education majors, helps supervise student teachers, is the faculty sponsor for Tau Beta Sigma and leads the recruiting efforts for the band division of the Music Department.

A native of Hope, Ark., Gunter has 26 years of teaching experience at all levels of instrumental music, including seven years at Woodland Junior High School in Fayetteville. His last position was at Rutgers University in New Brunswick, N.J., where he served as the associate director of bands and director of athletic bands. He was director of the RU Scarlet Knights Marching Band and the basketball pep bands, conductor of the University Concert Band, associate conductor of the RU Wind Ensemble, instructor of the marching band techniques course and helped supervise student teachers.

Gunter earned both of his degrees from Arkansas, a BSE in music education in 1979 and a master's of music in conducting in 1993, while serving as a graduate assistant. He has served as a clinician and adjudicator throughout the south and northeast, including stops in Arkansas, Oklahoma, Missouri, Texas, Louisiana, Tennessee, South Carolina, New Jersey, Pennsylvania, Virginia, New York and Connecticut.

He is affiliated with several professional and honorary organizations, including Phi Beta Mu Bandmasters Fraternity, National Bandmasters Association, Arkansas Bandmasters Association, Arkansas School Band and Orchestra Association, Music Educators National Conference, College Band Directors National Association, Phi Mu Alpha Sinfonia, Kappa Kappa Psi, Tau Beta Sigma and Pi Kappa Lambda.

He is currently president of the state chapter of Phi Beta Mu and state chairperson of the National Band Association.



DR. FLINT HARRIS
Academic Counselor

Dr. Flint Harris is entering his third year as a full-time academic counselor, but he joined the staff after working two years as a graduate assistant in the Bob and Marilyn Bogle Academic Center.

In his full-time position, Harris monitors the academic progress of student-athletes in track, baseball and tennis. He conducts weekly meetings with each athlete, e-mails their professors and coaches, and monitors their class schedules. During the fall semester of 2005, Harris helped guide the track, tennis and baseball teams to the three highest team grade point averages on campus.

Harris, who worked in the student life and academic support office as a graduate assistant from February 2002 until becoming a full-time staff member in August 2004, graduated with honors from the University of Arkansas in 2002 with a bachelor's in education. He received his master's with an emphasis in sports management in 2003 and earned his doctorate in May of 2005 in adult education.

Harris graduate from Oakridge High School in Arlington, Texas, in 1998. He is married to the former Rebekah Clemons of North Little Rock.



RODGER HUNTER
Student Life Coordinator

Rodger Hunter is in his seventh year at Arkansas after becoming UA's student life coordinator on Oct. 31, 2000.

Hunter serves as a liaison with the departments of financial aid and residence life in assisting student-athletes with applications, federal aid, scholarship money, housing and meal plan contracts, and dorm assignments, and he helps develop programs which assist in their personal development.

As an administrator of the CHAMPS/Life Skills program, he coordinates programs which will benefit student-athletes in several areas, including values clarification, understanding diversity, personal health, developing self-esteem, stress management, interpersonal communication, media relations, financial planning, sports agents, alcohol and drug education, gambling and social development. He also provides UA's student-athletes with community service opportunities.

Hunter, who played football at Oklahoma State from 1977-78 before transferring to Arkansas State and earning his bachelor's in broadcasting, came to Arkansas after



working as an outreach coordinator at Freedom House, a drug and alcohol treatment center in Russellville, Ark., for four years. His duties included serving as a facility manager, detox specialist, and a residential and outpatient counselor.

He was named the 1998 Arkansas Counselor of the Year. He currently serves as the contact person for coaches and student-athletes for all judicial issues and assists with the recruitment of prospective student-athletes on recruiting weekends and when prospective recruits are on campus.

An all-state performer in football and basketball as a senior at North Little Rock Ole Main High School, he made the USFL's Memphis Showboats in 1983 but was released before the first game.

Hunter has four grown children, including former Razorback fullback Justin Slaughter.



ERIC LINSON
Assistant Athletic Trainer

Eric Linson is in his sixth year at Arkansas after joining the UA athletic training staff on May 14, 2001. He works primarily with football.

Earlier this year, he was voted president elect of the Arkansas Athletic Trainers' Association. In 2004, he was named the state's Athletic Trainer of the Year by the AATA.

A 1998 graduate of Arkansas, he returned to Fayetteville after three years as an athletic trainer and public relations coordinator at The River Valley Sports Medicine clinic in Fort Smith, Ark., working with physicians and orthopedic surgeons at the River Valley Orthopaedic Center in the care of patients.

While working at the clinic, he also served as athletic trainer at the University of Arkansas at Fort Smith, working primarily with volleyball, men's and women's basketball, and baseball.

The 1991 graduate of Fort Smith Northside High School worked as a student athletic trainer under UA head trainer Dean Weber while earning his bachelor's in zoology.

In 1994, he was the first student president of the Arkansas Athletic Trainers' Association. In 2002, he was honored by the National Athletic Trainers' Association for outstanding public relations efforts during 2001.

Linson got his start in athletic training at the Parker Orthopaedic, Spine and Sports Medicine clinic in Van Buren, working during the summers of 1990-92.



JUSTIN MALAND
Director of External Operations - Facilities

Justin Maland is in his sixth year as a member of Arkansas' facility team.

He assists with all areas of facility management, including planning, scheduling, record keeping and special events management for all athletic department activities.

His duties also include monitoring expenditures, planning preventive maintenance services, establishing a system for economic utility management, documenting

records necessary to maintain warranties on athletic facility systems, monitoring outside service providers and assisting in establishing operating budgets. He also oversees a variety of facility projects and renovations for the athletic department.

The Harrison, Ark., native was a catcher at Hendrix College where he earned his business economics degree with an emphasis in computer studies in 1999 before coming to Arkansas and serving two years with the Arkansas baseball program as a graduate administrative assistant. He went on to earn his master's degree in sports management in July of 2001.

Maland, 29, is married to the former Sarah Parnell of Booneville and they are the parents of Macy Jane, who was born on June 3, 2006.



ROBERT MANN
Director of Retail Operations

Robert Mann is entering his fourth year as the manager of Hog Heaven, but he's run UA's store for eight total years.

He started at Hog Heaven as a student in 1994 and became manager after earning his bachelor's in marketing management from UA in 1995. In 2000, he moved to Florida to manage the Gator Gear portion of the University of Florida Bookstore, but returned to Hog Heaven in 2003.

His responsibilities include oversight of all operations of the store, including hiring and training staff. He also oversees all Razorback retail operations for all sports in all UA facilities.

A native of Bryant, Ark., Mann graduated from Bryant High School in 1980. He and his wife Elizabeth have a son, Matthew.



JOSH MAXSON
Assistant Sports Information Director

Josh Maxson is in his second full year as assistant sports information director after joining the UA staff on Jan. 19, 2005.

The primary contact for UA's baseball program, Maxson is also the primary contact for Razorback golf and a secondary contact for football. He is the athletic department's printing coordinator and is the editor of Game Day, Arkansas' official football game program. He also assists with the department's official website, Hogwired.com.

Maxson joined the Arkansas staff after spending two years as an assistant sports information director at the University of Miami. He served as the primary baseball contact for the Hurricanes, including coordinating media coverage for two trips (2003, 2004) to the College World Series. He was also the secondary contact for Miami's nationally ranked football program, including its trip to the Bowl Championship Series national championship game in the 2003 Fiesta Bowl. In addition, he worked the 2004 Orange Bowl and the 2004 Peach Bowl with the Hurricanes.

Prior to working at Miami, Maxson spent a year-and-a-half in the sports information office at the University of Nebraska. He assisted with day-to-day football responsibilities while serving as the primary contact for men's gymnastics in 2002 and women's gymnastics in 2003. He was part of the Cornhuskers' media relations staff that worked the 2002 Rose Bowl, the BCS national championship game.

Maxson worked as a student assistant in the media relations office at Oklahoma State University from 1998-2001. Maxson was the primary contact for the Cowboys' highly-ranked wrestling program for two years while also working with the women's track and field program.

Born April 26, 1978, Maxson earned his bachelor's degree in public relations from Oklahoma State in 2001. He is engaged to Jana Spence of Birmingham, Ala.



PATTI METCALF-KIMBROUGH
Director of Guest Services

Patti Metcalf-Kimbrough is in her second year at the university after joining the staff as director of guest services in April of 2005.

The Fort Smith native is responsible for supervising event service and operation activities in the premium seating areas of Donald W. Reynolds Razorback Stadium. Other duties include managing the luxury seating and event staff at football, basketball and baseball games.

Metcalf-Kimbrough spent the previous four years as regional director of the Alzheimer's Association based out of Fort Smith. She was responsible for the oversight and implementation of services, programs and training for patients, family and professional caregivers. She was also responsible for fundraising, budget management, goals, marketing, representing the organization at various events, data analysis, and recruitment and retention of leadership council and board of directors, as well as managing her regional staff. She also represented the National Alzheimer's Association and Arkansas in Washington D.C., lobbying Congress on Alzheimer's and other senior health issues during the past four years.

From 1997-2001, she held various positions with Beverly Enterprises, Inc., in Fort Smith, including director of marketing and admissions, account executive, district sales manager and public relations specialist, for the state. Her responsibilities included marketing, sales, conducting educational seminars, counseling family members, admissions, fundraising and public relations.

She attended Oklahoma State University, Westark Community College/University of Arkansas at Fort Smith, majoring in business/marketing. She was also an honor graduate of Northside High School in Fort Smith.

Metcalf-Kimbrough has been active in the community, volunteering time to functions benefiting the Alzheimer's Association, the United Way, Cancer Support House, Arthritis Foundation, March of Dimes and the Girl Scouts of America, among others. She has served as a volunteer with Girls Inc., American Red Cross, St. Edward's Hospital Advisory Board member, Sparks Senior Health Care advisory board member and the Fort Smith Public School System volunteer mentor. She was a 2002 graduate of the Leadership Fort Smith Program.

In 2003, she was the runner-up "Volunteer of the Year" in Fort Smith in a vote of readers of the Southwest Times Record.

She has received service and appreciation awards from the Alzheimer's Association (2005), St. Edward's Hospital (2005) and the March of Dimes (2000), the 2003 "Our Hero" award from the American Red Cross, the 2002 "Tiffany Award" from the American Heart Association, the 2000 "Enabling Freedom" award from Beverly





Enterprises, the 2001 "Helping Hand" award from the United Way and the 2001 "Outstanding Committee Person" award from the March of Dimes. She is a member of Grace Community Methodist Church in Fort Smith.

Since her move to NWA last year she has become very involved in her new community. Metcalf-Kimbrough is currently serving a second term as a member of the Washington County United Way Cabinet (specializing in the general business/retail section), she was the 2006 chairperson for Faith in Action's "Savor the Flavor" walking restaurant tour presented by Washington Regional Hospital, she is a member of the Alzheimer's Association "Playbook" Task Force and recently coordinated "A Concert to Remember" benefit along side Athletic Director Frank Broyles and his family featuring country music sensations Tracy Lawrence and Joe Nichols that benefited the Alzheimer's Association and the Barbara Broyles Legacy Fund. Metcalf-Kimbrough is also a member of the Association of Luxury Suite Directors (ALSD) where she is able to meet and network with other universities, colleges and major league sports professionals within the wonderful world of sports. Most recently she was recognized as one of the Northwest Arkansas Business Journals "40 under 40" top young professionals for 2006.

O'Mara, a native of Melrose, Ma., is a member of the College Sports Information Directors of America (CoSIDA) and the Track and Field Writers of America (TAFWA). She got her start in sports information as a student assistant at the University of Massachusetts where she received her bachelor's degree in sport management from the Iserberg School of Management in 2004.



ANDREW MONTAGUE
Assistant Store Manager

Andrew Montague is in his third year as the assistant manager of UA's Hog Heaven store where he works with Robert Mann, who is the director of retail operations.

Montague's responsibilities include managing employees, opening and closing the store for daily and game-day operations, customer service, stocking the floor with merchandise, inventory and receiving, scheduling staff hours, recording payroll, and

documenting deposit and accounting information. A University of Arkansas student, he is working on his bachelor's in English. Montague is a 2001 graduate of Greenbrier, Ark., High School.



JEAN NAIL
Spirit Group Coordinator

Jean Nail is in her 25th year as spirit group coordinator for the Razorbacks. She coordinates the selection and performance schedule of the Razorback cheerleaders, pom squad, RBI girls and mascots.

As coordinator of the spirit groups and the Razorback mascots, Nail paces her student spirit leaders through daily practices in preparation for Razorback football, basketball, baseball and tennis events, and Lady'Back basketball, gymnastics and volleyball events. The groups also appear at various university functions throughout the year and are active in summer camp seminars and competitions. Under her direction, the Razorback spirit groups have won numerous competitive awards and may compete in both cheerleading and dance team national competitions this fall.

Nail is married to Mike Nail, the play-by-play "Voice of the Basketball Razorbacks" for the last 25 seasons. Nail received her bachelor's in 1986 and master's in 1987 in education from Arkansas.

Jean and Mike have two daughters, Michelle (Mrs. Doug) Kehn and Elsa (Mrs. Scott) Salrin, and are the proud grandparents of John Michael Kehn, 11, and Aubrey Anne Kehn, eight.



MOLLY O'MARA
Assistant Sports Information Director

Molly O'Mara is in her first year as an assistant director of sports information at the University of Arkansas. She joined the staff in June 2006.

O'Mara serves as the primary contact for the Razorback cross country, track and field, and tennis programs. She also assists in the day-to-day responsibilities with football.

Prior to her arrival in Fayetteville, O'Mara served as a media relations assistant at Texas Tech University where she was the primary contact for volleyball, men's and women's cross country, men's and women's track and field, and men's and women's tennis. Additionally, she also assisted with game-day preparations for football, men's and women's basketball, and baseball.

Working with the Red Raider track program, O'Mara was the assistant meet director at the Texas Tech indoor and outdoor tracks meets. During her time in Lubbock, O'Mara coordinated the media responsibilities for 2004 Olympians Jonathan Johnson (USA) and Andrae Williams (Bahamas), and the 2005 Big 12 Champion men's squad.



DONITA RITCHIE
Associate for Administration

Since 1979, Donita Ritchie has served as associate for administration to Athletic Director Frank Broyles with the exception of a year-and-a-half absence during which she lived in Austin, Texas, where she was executive assistant to the senior partner and executive vice president of one of the most prestigious architectural firms in the state.

A 1968 graduate of the University of Arkansas, Ritchie received the senior scholar award as the top honor graduate of the College of Education.

Ritchie is in charge of assisting the athletic director in the daily operation of the athletic department as well as serving in a public relations capacity. She plays a key role in the department's communication with leaders of athletics and business communities throughout the state and nation. Additionally, under Ritchie's direction is the coordination and scheduling of the university's flight department. She also coordinates the selection of furnishings and décor for the athletic offices and facilities.

Ritchie and her husband Buddy have four sons, Will and Winston Hubbard, and Steve and Mike Ritchie. Will and his wife Emily call the Hogs in the north Dallas area along with Winston and his wife Vicki, and their two junior cheerleaders – Jessi, 10, and Reagan, seven. Steve and his wife Dee Ann live in Rogers. Mike, an academic coordinator at Arkansas, and his wife Tara live in Springdale and are the parents of Carley, born Dec. 18, 2005.



MIKE RITCHIE
Academic Counselor

In his second stint at Arkansas, Mike Ritchie rejoined the student life and academic support staff in 2004 after spending the 2003-04 year at East Carolina as director of football operations.

Before going to ECU, he was an academic counselor at UA for four years. He first joined the staff in 1999 after working as the head men's basketball coach at Arkansas-Monticello.

As a counselor, he provides resources and assists student-athletes in their pursuit of a degree. He also works as a liaison between student-athletes and faculty members as well as assisting with on-campus recruiting visits.

Ritchie began his career in collegiate athletics at his alma mater, Arkansas Tech, where he served as a women's assistant basketball coach for four seasons. During his tenure, the Golden Suns won the 1991 NAIA national title.

He was the women's basketball head coach at Hendrix College for two years and was named the 1994 Southern Collegiate Athletic Conference Coach of the Year. He was also an assistant at Arkansas State for a year while working as a physical education instructor at the university.

Named women's head basketball coach at Christian Brothers University in 1995, he coached two seasons at the Memphis, Tenn., school, guiding his teams to back-to-back runner-up finishes in the NAIA Southeast Region. His 16-victory inaugural season was the most wins at the school in 12 years and helped him earn the first of two Tennessee Collegiate Athletic Conference (TCAC) Coach of the Year honors.

He served one season as the women's associate head coach at Arkansas-Monticello before taking over the men's program in 1998. Inheriting a team that had won a total of nine games in the three previous seasons, Ritchie led the Boll Weevils to nine wins and a spot in their first Gulf South Conference Tournament. His squad responded with an upset of top-seeded host Lincoln Memorial.

Ritchie earned a pair of degrees in health and physical education from Arkansas Tech with a bachelor's in 1991 and a master's in 1993. He is currently pursuing a doctorate in adult and vocational education at UA.

He is married to the former Tara Ammons of Greenville, N.C., and they are the parents of Carley Roselynn, born Dec. 18, 2005.





MARK SCOBEY
Ticket Manager

Charged with the supervision of ticket operations for all University of Arkansas men's athletic department-related sporting events, Mark Scobey is in his 30th season with the Razorbacks.

During his tenure at the University of Arkansas, Scobey has assisted with ticket sales for a wide assortment of events on the Fayetteville campus, including SEC and NCAA hosted championship events in baseball, tennis and track. He has also been

affiliated with 19 post-season football bowl games, the 1995 and 2002 SEC football championship games, and 22 post-season basketball tournament teams, including the 1978, 1990, 1994 and 1995 Final Four clubs.

In December 2002, Scobey worked with Paciolan Systems, Inc., as the project manager for a major software upgrade of the athletic department ticketing system. The addition of on-line ticket sales is now 35% of ticket volume and has given the ticket office staff more time for customer service.

Scobey and his staff are on this year's SEC Ticket Committee, which handles allotments for the SEC Basketball Tournament, and they may also work the SEC football championship game.

Scobey joined the UA athletic staff in 1977 as an assistant athletic ticket manager and became ticket manager in 1983.

A native of Warren, Ark., Scobey lives in historic Eureka Springs.



JASON SUITT
Marketing Coordinator

Jason Suitt is in his sixth year as marketing coordinator and his eighth year overall in the marketing office after working his first two years as an intern.

A 1998 graduate of South Carolina with a bachelor's in sports administration, Suitt coordinates game program advertisement sales, assists in game management and promotional material design, helps maintain the athletic department's web site, Hogwired.com, coordinates the AT&T Trough tailgating area and serves as assistant

general manager of the Razorback Baseball Radio Network.

Prior to joining UA's staff, he worked as an intern in the marketing and sports information offices at The Citadel in Charleston, S.C.

Suitt is a 1994 graduate of Sumter (S.C.) High School, where he lettered in baseball. He is married to the former Laura Hulett of Newport, Ark.



JOE SWINGLE
Director of Internal Operations/Facilities

Joe Swingle is in his second full year as UA's director of internal operations/facilities after joining the staff on Jan. 3, 2005.

His responsibilities include all areas of facility management, focusing on managing and scheduling the facility operations staff and the day-to-day operations of the facilities. His duties also include preparing the athletic facilities for all Razorback and any special events.

Before coming to Arkansas, Swingle was the director of event management at Iowa State for two years. He was assistant director of game operations at the University of Missouri from 2000 until 2002.

He graduated from Missouri Southern with a bachelor's in physical education in 1994 and earned his master's in physical education from Arkansas Tech in 1997. He also did doctoral work at UA from 1997 through 2000.

A native Carthage, Mo., he is married to the former Karen Hoepfl of Paragould, Ark. They are the parents of Molly, three, and Jack, one.



MARK TAYLOR
Assistant Equipment Manager

As assistant equipment manager, Mark Taylor plays a key role in providing Arkansas with one of the most experienced staffs around. Entering his 16th year with the Razorbacks, Taylor and equipment manager Tim Cheney have a combined 31 years of experience.

The equipment room staff handles the distribution to athletes and coaches, any necessary repair, and all ordering and laundering. They are also

responsible for coordinating with the coaching staff to ensure all required practice accessories are where they should be for appropriate drills and workouts. After the team has left the field and locker room, the equipment room staff is still around, getting everything ready for the next day.

Taylor joined the athletic department in 1991 after serving in the equipment room at Nicholls State University in Thibodaux, La. He has made eight bowl trips with the Razorbacks, including the 1991 Independence Bowl, the 1995 CarQuest Bowl, the 1999 Florida Citrus Bowl, the 2000 Cotton Bowl, the 2000 Las Vegas Bowl, the 2002 Cotton Bowl, the 2002 Music City Bowl and the 2003 Independence Bowl.

An all-district football and basketball player at Harmony Grove High School in Camden, Taylor worked in the equipment room at Ouachita Baptist for four years while working on his degree. He graduated from high school in 1983 and earned his degree in health and physical education from Ouachita in 1988.

He spent his first year out of college in private business before accepting a position at Nicholls State. He earned his master's degree in education and supervision from Nicholls State while working for the equipment department.

Taylor and his wife, Kim, have two daughters, Anna, 12, and Abby, eight.



FRED VORSANGER
Walton Arena Manager

Managing Bud Walton Arena is a full-time job that requires a capable person to handle the many complexities and intricacies associated with operating a 19,200-seat arena. Fred Vorsanger assumed that responsibility when he accepted Frank Broyles' invitation in 1992 to become the first manager of Bud Walton Arena. Vorsanger is entering his 15th year in that position.

In conjunction with the athletic department and outside users, he oversees all arena special events and activities. Customer service responsibilities include responding to the needs of 35 private suite holders and all season ticket holders. He is also responsible for the building's mechanical operations and preventative maintenance.

A veteran of higher education, a long-time employee of the university, a friend of the Razorbacks and a vice-president emeritus of the University of Arkansas, Vorsanger's name is listed as director on the letterhead of many area firms and organizations. He is a director of Arvest Bank and Trust, was a director of Tyson Foods, Inc., from 1977 to 2001, and is a director and chairman of Ozark Guidance Foundation, a member of the Northwest Arkansas Business Council, an advising director of Habitat for Humanity and a former trustee of the Council on Aging Foundation. He continues to serve as a director of the Area Agency on Aging of Northwest Arkansas. Vorsanger is currently chairman of the Area Health Education Center Advisory Board. He is a member of the Board of Directors of the American Heart Association, and was named citizen of the year in 2003. He was also a 2005 Eagle Award recipient from the Washington Regional Foundation.

A former alderman and Mayor of the city of Fayetteville, Vorsanger continues to be active in civic affairs. A Rotarian for 36 years, he served in 1997 as Governor for District 6110 covering parts of Arkansas, Oklahoma, Kansas and Missouri. The Arkansas Alumni Association honored him at Homecoming in 1998 by naming him an honorary alumnus of the university. He also serves on the university steering committee for the Campaign for the 21st Century, and is co-chair of the North Arkansas Region.

A native of Calumet City, Ill., Vorsanger received his bachelor's degree in business administration from Indiana University. He earned an MBA from George Washington University and did advanced study at the University of Arkansas. Vorsanger and his wife, Doreen, have three children and five grandchildren.



DEAN WEBER
Director of Athletic Training

Director of Athletic Training Dean Weber is truly the dean of the football department. Other than Athletic Director Frank Broyles, Weber has been associated with UA football longer than anyone else. The 2005 football season is his 34th with the Razorbacks.

Weber's duties include serving as head trainer for the football Hogs, overseeing operations in the training room, administration, coordinating the complex travel schedule and details associated with Arkansas' football team, and organizing the 140-plus team travel party's travel and nutritional needs while away from campus.

A 1998 inductee into the Arkansas Athletic Trainers' Association Hall of Fame and a 2000 inductee into the UA Sports Hall of Honor, Weber was an athletic trainer for the United States Olympic Team at the 1984 games. He has served on the training staff at three National Sports Festivals.





Also a member of the Southwest Athletic Trainers' Association Hall of Fame, he is noted for his work with athletic shoes as they apply to playing surfaces and his research on turf toe injuries. In 1998, Weber and former assistant Kevin Pitts were recognized by the Arkansas Athletic Trainers' Association as the state's Athletic Trainers of the Year.

Weber joined the Arkansas staff in March 1973, after serving as assistant athletic trainer at North Carolina. He worked for the Tar Heels for five years before moving to Fayetteville.

His career as an athletic trainer began in high school at Fairfax, Va. He continued in his college days at Bridgewater (Va.) College, where he graduated in 1967 with a bachelor of arts degree.

He has participated in 24 bowl games as a trainer, including every Razorback bowl game since the 1976 Cotton Bowl. In addition, Weber has twice been on the training staff at the Japan Bowl and he worked with teams that went to the NCAA Final Four twice while he was at North Carolina.

Weber has two children, Matt and Ben, and 10 grandchildren, Drew, Taylor, Tylor, Caleb, Spencer, Abby, Kendall Nicole, Mason, Emily and Tylor Hays.



JASON WILFAWN
Assistant Strength and Conditioning Coach

A former graduate assistant at Arkansas, Jason Wilfawn returned to Fayetteville last fall as a fulltime member of the strength and conditioning staff. In his second full year, he works primarily with football and track.

Wilfawn returned to Arkansas after spending the previous three years as the head strength and conditioning coach at the University of Evansville, where he supervised the conditioning of all 14 Purple Aces varsity programs.

A member of the Collegiate Strength and Conditioning Coaches Association and Strength and Conditioning Coach Certified, he worked with both men and women's sports at Arkansas in 2000 and 2001. He helped write and implement in-season training programs for all men's athletic programs, helped produce UA's summer strength and conditioning manual, and assisted in proper spotting and lifting techniques.

A 1997 graduate of Central College in Pella, Iowa, with a bachelor's in elementary education, he coached football and supervised the weight room at Clarinda (Iowa) High School for three years before going to UA.

He is married to Angie, and they have three sons, Quentin, seven, Kortlen, four, and Keegan, two.

THE RAZORBACK FOUNDATION



CHUCK DICUS
Razorback Foundation President

Former Razorback All-American receiver Chuck Dicus is in his 16th year as President of The Razorback Foundation, Inc. He joined the Foundation after working in the investment business in Little Rock.

As president, Dicus heads up the all-important effort of fund-raising for the Foundation. Those funds help the Razorbacks maintain a position among the nation's elite collegiate athletic programs.

A two-time All-American (1969 and 1970), Dicus finished his career with 118 receptions for 1,854 yards and 16 touchdowns.


He was the most valuable player of the 1969 Sugar Bowl when his 12 catches for 169 yards and a touchdown helped the Razorbacks defeat previously unbeaten Georgia, 16-2.

He earned his undergraduate degree in business from Arkansas in 1971 and was drafted by the San Diego Chargers. He spent two years with San Diego and one with the Pittsburgh Steelers before leaving pro football.

His football achievements landed him a spot in the Razorback Hall of Honor, on the Arkansas All-Century football team and in the Arkansas Sports Hall of Fame. In 2000, he was enshrined into the National Football Foundation College Hall of Fame.

He currently serves as the president of the Southeastern Conference Athletic Development Directors, a conference organization with its primary focus on fundraising.

Dicus and his wife, Cathy, live in Fayetteville. He has three sons, Neal, and twins, Charles and Jonathan.



NORM DEBRIYN
Vice President

After spending 33 years as head coach of the Razorback baseball team, Norm DeBriyn switched playing fields in 2002 and is now in his fifth year as vice president of the Razorback Foundation.

DeBriyn stepped down as head coach following the 2002 season in which he guided the Razorbacks to the program's first-ever NCAA Super Regional appearance. In 33 years as head coach, DeBriyn amassed a record of 1,161-650-6, which ranked him

as the 14th-winningest coach in Division I history.

A native of Ashland, Wis., he guided the Razorbacks to four NCAA College World Series appearances, 15 NCAA post-season berths and three conference championships. DeBriyn earned six Southwest Conference Coach of the Year awards and one Southeastern Conference Coach of the Year honor.



HAROLD HORTON
Vice President

In his ninth year as vice president of the Razorback Foundation is Harold Horton. He has played, coached and served as an administrator in the UA Athletic Department for nearly half his life.

Horton moved to the foundation from his position as director of football operations, a title he held for four years, after serving as recruiting coordinator for the four previous years. In his capacity with The Razorback Foundation, Inc., he has continued to serve as executive director of the Razorback A Club (former letter winners).

A member of the Arkansas Sports Hall of Fame, the University of Arkansas Sports Hall of Honor and the University of Central Arkansas Sports Hall of Fame, he is a native of DeWitt. He played on Frank Broyles' first three Southwest Conference championship teams at Arkansas, lettering in 1959, 1960 and 1961, and played in the Gator, Cotton and Sugar bowls. His teams combined for a 25-8 record. Horton was elected captain in 1961 in a vote of his teammates. In 2003, he received an Outstanding American Award presented by the College Football Foundation.

After earning his degree in physical education in 1962, Horton was the head football coach at Bald Knob (Ark.) and Forrest City (Ark.) high schools for three years each.

Broyles hired Horton as linebackers coach in 1968. He moved to the defensive line in 1977 and served in that capacity for four seasons under Lou Holtz.

Following the 1980 season he went into private business for a year but returned to football in 1981 when he became head coach at Central Arkansas. His teams were 74-12-5, won two national championships and qualified for the NAIA playoffs six times. The 1983, 1987 and 1988 clubs were all undefeated at 10-0. He was named NAIA National Coach of the Year in 1983.

In 1999, Anthony Lucas was the first recipient of the Harold Horton Award recognizing excellence on the field and in the classroom.

Horton and his wife, Betty, have two children. Their son Tim, an assistant football coach at Kansas State and a former Razorback wide receiver, is married. He and his wife Lauren have a daughter, Caroline, and a son, William Jackson. Their daughter, Holly (Mrs. Brian Banister), has two sons, Bentley and Barrett, and a daughter, Charlotte.



Sean McCurdy will look to pass inside to Arkansas' big men, but he can drive inside as well.

2006 OPPONENTS

Darian Townes has scored in double figures 31 times in his career.

One returnee Arkansas' opponents did not see last year is junior point guard Gary Ervin, who sat out last season after transferring.

OLD SPICE CLASSIC	128
OTHER OPPONENTS	129
THE SOUTHEASTERN CONFERENCE	132
UA'S SEC LEADERS	133
SEC TOURNAMENT	134



Old Spice Classic

Hosted by the Metro Atlantic Athletic Conference
Nov. 23-26, Disney Wide World of Sports Complex
Orlando, Fla.

Wednesday, Nov. 23

- No. 1: Arkansas vs. Southern Illinois, 11 a.m. (ESPN2)
- No. 2: Minnesota vs. Marist, 1 p.m. (ESPN2)
- No. 3: Virginia Tech vs. Western Michigan, 5:30 p.m. (ESPN2)
- No. 4: West Virginia vs. Montana, 7:30 p.m. (ESPN2)

Thursday, Nov. 24

- *No. 5: Loser of game No. 1 vs. loser of game No. 2, 9:30 a.m. or 11:30 a.m. (ESPN2)
- *No. 6: Winner of game No. 1 vs. winner of game No. 2, 9:30 a.m. or 11:30 a.m. (ESPN2)
- No. 7: Winner of game No. 3 vs. winner of game No. 4, 4 p.m. (ESPN2)
- No. 8: Loser of game No. 3 vs. loser of game No. 4, 6:30 p.m. (ESPN2)

Saturday, Nov. 25

- No. 9: Loser of game No. 5 vs. loser of game No. 8, 10 a.m. (ESPN2)
- No. 10: Winner of game No. 5 vs. winner of game No. 8, noon (ESPN2)
- No. 11: Loser of game No. 6 vs. loser of game No. 7, 4:30 p.m. (ESPN2)
- No. 12: Winner of game No. 6 vs. winner of game No. 7, 6:30 p.m. (ESPN2)

*The Arkansas game begins at 9:30 a.m.
All times central

SOUTHERN ILLINOIS

(First-Round Opponent)

NOV. 23 ORLANDO, FLA.
ESPN 2 11 A.M.

GENERAL INFORMATION

Location: Carbondale, Ill.
Enrollment: 21,003
Nickname: Salukis
Conference: Missouri Valley
Colors: Maroon and White
Arena: SIU Arena
Athletic Director: Mario Moccia

COACHING STAFF

Head Coach: Chris Lowery
Record at School (Years): 49-19 (2 years)
Career Record (Years): 49-19 (2 years)
Assistants: Rodney Watson, Jack Owens, Brad Korn

TEAM INFORMATION

2005-06 Record: 21-11
Conference Record (Finish): 12-6 (T-2nd)
Post-Season/Final Ranking: NCAA First Round
Starters Returning/Lost: 5/0
Lettermen Returning/Lost: 8/4
Key Returnees: G Jamaal Tatum (15.0 ppg, 2.6 rpg), F Matt Shaw (10.0 ppg, 5.7 rpg), G Tony Young (11.6 ppg, 2.8 rpg), F Randal Falck (9.1 ppg, 7.8 rpg)
Series Record: 2-2

MEDIA RELATIONS

Basketball SID: Tom Weber
Office Phone: (618) 453-7236
Home Phone: (618) 985-9894
E-Mail: tomweber@siu.edu
Office Fax: (618) 453-2648
Web Site: www.siusalukis.com

BEFORE OLD SPICE CLASSIC

11/19 Murray St.

MARIST

(Possible Second-Round Opponent)

NOV. 24 ORLANDO, FLA.
ESPN 2 9:30 A.M.

GENERAL INFORMATION

Location: Poughkeepsie, N.Y.
Enrollment: 4,000
Nickname: Red Foxes
Conference: Metro Atlantic Athletic Conference
Colors: Red and White
Arena: McCann Field House (3,200)
Athletic Director: Tim Murray

COACHING STAFF

Head Coach: Matt Brady
Record at School (Years): 30-27 (2 years)
Career Record (Years): same
Assistants: Rob O'Driscoll, Chris Parsons, Orlando Ranson

TEAM INFORMATION

2005-06 Record: 19-10
Conference Record (Finish): 12-6 (T-3rd)
Post-Season/Final Ranking: none
Starters Returning/Lost: 5/0
Lettermen Returning/Lost: 12/3
Key Returnees: G Jared Jordan (16.1 ppg, 4.8 rpg), G Will Whittington (15.4 ppg), F/C James Smith (12.2 ppg, 5.8)
Series Record: First Meeting

MEDIA RELATIONS

Basketball SID: Jason Corriher
Office Phone: (845) 575-3321
Cell Phone: (914) 456-3447
E-Mail: Jason.Corriher@marist.edu
Office Fax: (845) 471-0466
Web Site: www.goredfoxes.com

BEFORE OLD SPICE CLASSIC

11/19 Florida Atlantic
11/23 Minnesota

MINNESOTA

(Possible Second-Round Opponent)

NOV. 24 ORLANDO, FLA.
ESPN 2 9:30 A.M.

GENERAL INFORMATION

Location: Minneapolis, Minn.
Enrollment: 48,150
Nickname: Golden Gophers
Conference: Big Ten
Colors: Maroon and Gold
Arena: Williams Arena (14,625)
Athletic Director: Joel Maturi

COACHING STAFF

Head Coach: Dan Monson
Record at School (Years): 116-101 (7 years)
Career Record (Years): 168-118 (9 years)
Assistants: Vic Couch, Jim Molinari, Bill Walker

TEAM INFORMATION

2005-06 Record: 16-15
Conference Record (Finish): 5-11 (10th)
Post-Season/Final Ranking: NIT Second Round
Starters Returning/Lost: 0/5
Lettermen Returning/Lost: 4/6
Key Returnees: F/C Spencer Tollackson (8.1 ppg, 4.1 rpg), F Dan Coleman (7.3 ppg, 3.7 rpg), G/F Jamal Abu-Shamala (5.0 ppg, 2.0 rpg)
Series Record: UA 2-1

MEDIA RELATIONS

Basketball SID: Kyle Coughlin
Office Phone: (612) 625-4090
Home Phone: (952) 974-9911
E-Mail: cough002@umn.edu
Office Fax: (612) 625-0359
Web Site: www.gophersports.com

BEFORE OLD SPICE CLASSIC

11/21 Iowa St.
11/23 Marist

OLD SPICE CLASSIC

MONTANA

(Possible Opponent)

NOV. 26 ORLANDO, FLA.
ESPN 2 TBA

GENERAL INFORMATION

Location: Missoula, MT
Enrollment: 13,352
Nickname: Grizzlies
Conference: Big Sky
Colors: Maroon and Silver
Arena: Dahlberg Arena
Athletic Director: Jim O'Day

COACHING STAFF

Head Coach: Wayne Tinkle
Record at School (Years): First Season
Career Record (Years): First Season
Assistants: Nate DuChesne, Andy Hill, Brian Marso

TEAM INFORMATION

2005-06 Record: 24-7
Conference Record (Finish): 10-4 (2nd)
Post-Season/Final Ranking: NCAA Second Round
Starters Returning/Lost: 3/2
Lettermen Returning/Lost: 10/2
Key Returnees: F/C Andrew Strait (16.6 ppg 6.4 rpg), F Jordan Hasquet (8.1 ppg 4.6 rpg), G/F Matt Dlouhy (7.4 ppg 3.7 rpg)
Series Record: First Meeting

MEDIA RELATIONS

Basketball SID: Chris Geraghty
Office Phone: (406) 243-4749
Home Phone: (406) 531-5830
E-Mail: geraghty@montanagrizzlies.com
Office Fax: (406) 243-6859
Web Site: www.montanagrizzlies.com

BEFORE OLD SPICE CLASSIC

11/15 at Wyoming

VIRGINIA TECH

(Possible Opponent)

NOV. 26 ORLANDO, FLA.
ESPN 2 TBA

GENERAL INFORMATION

Location: Blacksburg, Va.
Enrollment: 28,000
Nickname: Hokies
Conference: Atlantic Coast Conference
Colors: Chicago Maroon and Burnt Orange
Arena: Cassell Coliseum
Athletic Director: Jim Weaver

COACHING STAFF

Head Coach: Seth Greenberg
Record at School (Years): 45-44 (3 years)
Career Record (Years): 258-214 (16 years)
Assistants: Brad Greenberg, Ryan Odum, Stacey Palmore, Rick Hall

TEAM INFORMATION

2005-06 Record: 14-16
Conference Record (Finish): 4-12 (10th)
Post-Season/Final Ranking: none
Starters Returning/Lost: 5/0
Lettermen Returning/Lost: 9/3
Key Returnees: C/F Coleman Collins (14.5 ppg, 6.8 rpg), G Zubian Dowdell (15.3 ppg, 3.4 apg), G James Gordon (11.4 ppg, 6.0 rpg, 4.4 apg)
Series Record: First Meeting

MEDIA RELATIONS

Basketball SID: Bill Dyer
Office Phone: (540) 231-8852
Home Phone: (540) 552-8461
E-Mail: wdyer@vt.edu
Office Fax: (540) 231-6984
Web Site: www.hokiesports.com

BEFORE OLD SPICE CLASSIC

11/10 Coppin St.

WEST VIRGINIA

(Possible Opponent)

NOV. 26 ORLANDO, FLA.
ESPN 2 TBA

GENERAL INFORMATION

Location: Morgantown, W.Va.
Enrollment: 26,051
Nickname: Mountaineers
Conference: Big East
Colors: Old Gold and Blue
Arena: WVU Coliseum
Athletic Director: Ed Pastillog

COACHING STAFF

Head Coach: John Beilein
Record at School (Years): 77-51 (4 years)
Career Record (Years): 524-309 (28 years)
Assistants: Jerry Dunn, Mike Maker, Matt Brown

TEAM INFORMATION

2005-06 Record: 22-11
Conference Record (Finish): 11-5 (3rd)
Post-Season/Final Ranking: NCAA Sweet 16/No. 15 USA Today
Starters Returning/Lost: 1/4
Lettermen Returning/Lost: 5/5
Key Returnees: F Frank Young (7.4 ppg, 3.5 rpg), G Darris Nichols (3.1 ppg, 1.2 rpg)
Series Record: First Meeting

MEDIA RELATIONS

Basketball SID: Brian Messerly
Office Phone: (304) 293-2821
Home Phone: (304) 599-5708
E-Mail: bryan.messerly@wvu.edu
Office Fax: (304) 293-4105
Web Site: www.msnspn.com

BEFORE OLD SPICE CLASSIC

11/18 Canisius

WESTERN MICHIGAN

(Possible Opponent)

NOV. 26 ORLANDO, FLA.
ESPN 2 TBA

GENERAL INFORMATION

Location: Kalamazoo, Mich.
Enrollment: 26,951
Nickname: Broncos
Conference: Mid-American
Colors: Brown and Gold
Arena: University Arena (5,421)
Athletic Director: Kathy Beauregard

COACHING STAFF

Head Coach: Steve Hawkins
Record at School (Years): 60-35 (3 years)
Career Record (Years): 197-146 (12 years)
Assistants: Clayton Bates, Jeff Dunlap, Cornell Mann

TEAM INFORMATION

2005-06 Record: 14-17
Conference Record (Finish): 10-8 (T-2nd MAC West)
Post-Season/Final Ranking: none
Starters Returning/Lost: 3/2
Lettermen Returning/Lost: 9/4
Key Returnees: F Andrew Hershberger (8.1 ppg, 6.6 rpg), C Joe Reitz (15.5 ppg, 7.4 rpg), G Shawntes Gary (3.6 ppg, 2.0 rpg)
Series Record: First Meeting

MEDIA RELATIONS

Basketball SID: Matt Holmes
Office Phone: (269) 387-3168
Cell Phone: (269) 998-1638
E-Mail: matt.holmes@wmich.edu
Office Fax: (269) 387-4139
Web Site: www.wmubroncos.com

BEFORE OLD SPICE CLASSIC

11/20 Detroit



ALABAMA

JAN. 6 FAYETTEVILLE 1:05 P.M.
JAN. 27 TUSCALOOSA, ALA. 2:05 P.M.



GENERAL INFORMATION

Location: Tuscaloosa, Ala.
Enrollment: 20,969
Nickname: Crimson Tide
Conference: Southeastern
Colors: Crimson & White
Arena: Coleman Coliseum (15,316)
Athletic Director: Mal Moore

COACHING STAFF

Head Coach: Mark Gottfried
Record at School (Years): 160-96 (8 years)
Career Record (Years): 228-120 (11 years)
Assistants: Phillip Pearson, Tom Asbury, James Holland

TEAM INFORMATION

2005-06 Record: 18-13
Conference Record (Finish): 10-6 (2nd SEC West)
Post-Season/Final Ranking: NCAA Second Round
Starters Returning/Lost: 4/1
Lettermen Returning/Lost: 5/3
Key Returnees: F Jermareo Davidson (14.3 ppg, 8.9 rpg, 1.9 bpg), G Ronald Steele (14.3 ppg, 3.7 rpg, 4.3 apg), F Richard Hendrix (9.4 ppg, 8.0 rpg, 1.5 bpg)
Series Record: Arkansas 22-20

MEDIA RELATIONS

Basketball SID: Becky Hopf
Office Phone: (205) 348-6084
Home Phone: (205) 343-9055
E-Mail: bhopf@ia.ua.edu
Office Fax: (205) 348-8841
Press Row Phone: (205) 348-6084
Web Site: www.rolltide.com

BEFORE & AFTER THE HOGS

1/1 Oklahoma
1/6 at Arkansas
1/10 LSU

1/23 at Auburn
1/27 Arkansas
1/31 at LSU

AUBURN

FEB. 7 FAYETTEVILLE 7:05 P.M.
FEB. 21 AUBURN, ALA. 7 P.M.



GENERAL INFORMATION

Location: Auburn, Ala.
Enrollment: 22,928
Nickname: Tigers
Conference: Southeastern
Colors: Burnt Orange and Navy Blue
Arena: Beard-Eaves Memorial Coliseum (10,500)
Athletic Director: Jay Jacobs

COACHING STAFF

Head Coach: Jeff Lebo
Record at School (Years): 26-33 (2 years)
Career Record (Years): 141-96 (8 years)
Assistants: John Cooper, Brandon Johnson, Dave Lebo

TEAM INFORMATION

2005-06 Record: 12-16
Conference Record (Finish): 4-12 (T-5th SEC West)
Post-Season/Final Ranking: none
Starters Returning/Lost: 4/1
Lettermen Returning/Lost: 7/5
Key Returnees: G Rasheem Barrett (11.1 ppg, 3.0 rpg), G Frank Tolbert (9.1 ppg, 3.5 rpg), F Korvetney Barber (6.8 ppg, 4.8 rpg, 1.5 bpg)
Series Record: UA 20-12

MEDIA RELATIONS

Basketball SID: Chuck Gallina
Office Phone: (334) 844-9701
Home Phone: (334) 502-0929
E-Mail: gallica@auburn.edu
Office Fax: (334) 844-9708
Press Row Phone: (334) 844-1933/1935
Web Site: www.auburntigers.com

BEFORE & AFTER THE HOGS

2/3 Ole Miss
2/7 at Arkansas
2/10 Mississippi St.

2/17 at Georgia
2/21 Arkansas
2/24 at Alabama

CENTRAL MICHIGAN

DEC. 5 FAYETTEVILLE 7:05 P.M.



GENERAL INFORMATION

Location: Mount Pleasant, Mich.
Enrollment: 27,452
Nickname: Chippewas
Conference: Mid-American
Colors: Maroon and Gold
Arena: Rose Arena (5,200)
Athletic Director: Dave Heeke

COACHING STAFF

Head Coach: Ernie Zeigler
Record at School (Years): First Season
Career Record (Years): First Season
Assistants: Keith Nofitz, Darren Kohne, William Eddie

TEAM INFORMATION

2005-06 Record: 4-24
Conference Record (Finish): 1-17 (6th MAC West)
Post-Season/Final Ranking: none
Starters Returning/Lost: 5/0
Lettermen Returning/Lost: 9/1
Key Returnees: G Giordan Watson (13.8 ppg, 3.0 rpg, 4.4 apg), G/F Sefton Barrett (13.6 ppg, 6.5 rpg, 1.6 bpg), F Chris Kellermann (8.8 ppg, 5.1 rpg)
Series Record: First Meeting

MEDIA RELATIONS

Basketball SID: Don Helinski
Office Phone: (989) 774-1763
Cell Phone: (989) 621-2467
E-Mail: donald.helinski@cmich.edu
Office Fax: (989) 774-7324
Press Row Phone: (989) 774-3579/3594
Web Site: www.cmuchippewas.com

BEFORE & AFTER THE HOGS

12/2 San Diego
12/5 at Arkansas
12/9 at Wisconsin-Green Bay

FLORIDA

JAN. 9 GAINESVILLE, FLA. 6:05 P.M.



GENERAL INFORMATION

Location: Gainesville, Fla.
Enrollment: 48,373
Nickname: Gators
Conference: Southeastern
Colors: Orange and Blue
Arena: Stephen O'Connell Center (12,000)
Athletic Director: Jeremy Foley

COACHING STAFF

Head Coach: Billy Donovan
Record at School (Years): 226-98 (10 years)
Career Record (Years): 261-118 (12 years)
Assistants: Lewis Preston, Donnie Jones, Larry Shyatt

TEAM INFORMATION

2005-06 Record: 33-6
Conference Record (Finish): 10-6 (2nd SEC East)
Post-Season/Final Ranking: NCAA champion/No. 1 USA Today
Starters Returning/Lost: 5/0
Lettermen Returning/Lost: 10/2
Key Returnees: F Corey Brewer (12.7 ppg, 4.8 rpg, 3.3 apg), C Al Horford (11.3 ppg, 7.6 rpg, 1.7 bpg), G Taurean Green (13.3 ppg, 2.9 rpg, 4.7 apg), G Lee Humphrey (10.9 ppg, 1.9 rpg), F Joakim Noah (14.2 ppg, 7.1 rpg, 2.4 bpg)
Series Record: UA 9-8

MEDIA RELATIONS

Basketball SID: Fred DeMarest
Office Phone: (352) 375-4683 ext. 6100
Home Phone: (352) 316-5839
E-Mail: Fredde@gators.uaa.ufl.edu
Office Fax: (352) 375-4809
Press Row Phone: (352) 371-0281
Web Site: www.gatorzone.com

BEFORE & AFTER THE HOGS

1/6 Georgia
1/9 Arkansas
1/13 at South Carolina

GEORGIA

JAN. 17 FAYETTEVILLE 8:05 P.M.



GENERAL INFORMATION

Location: Athens, Ga.
Enrollment: 24,791
Nickname: Bulldogs
Conference: Southeastern
Colors: Red and Black
Arena: Stegeman Coliseum (10,523)
Athletic Director: Damon Evans

COACHING STAFF

Head Coach: Dennis Felton
Record at School (Years): 38-49 (3 years)
Career Record (Years): 138-103 (8 years)
Assistants: Pete Herrmann, Mike Jones, Desmond Oliver

TEAM INFORMATION

2005-06 Record: 15-15
Conference Record (Finish): 5-11 (6th SEC East)
Post-Season/Final Ranking: N/A
Starters Returning/Lost: 4/1
Lettermen Returning/Lost: 9/4
Key Returnees: G Levi Stukes (11.6 ppg 3.1 rpg), G Mike Mercer (11.0 ppg 3.0 rpg), G Sundiata Gaines (10.3 ppg 5.1 rpg)
Series Record: UA 14-7

MEDIA RELATIONS

Basketball SID: Tim Hix
Office Phone: (706) 542-1621
Home Phone: (770) 513-0840
E-Mail: thix@sports.uga.edu
Office Fax: (706) 542-9339
Press Row Phone: (706) 542-8052
Web Site: www.georgiadogs.com

BEFORE & AFTER THE HOGS

1/13 Vanderbilt
1/17 at Arkansas
1/20 at Alabama

KENTUCKY

FEB. 3 FAYETTEVILLE 12:05 P.M.



GENERAL INFORMATION

Location: Lexington, Ky.
Enrollment: 26,682
Nickname: Wildcats
Conference: Southeastern
Colors: Blue & White
Arena: Rupp Arena (23,000)
Athletic Director: Mitch Barnhart

COACHING STAFF

Head Coach: Tubby Smith
Record at School (Years): 241-71 (9 years)
Career Record (Years): 365-133 (15 years)
Assistants: David Hobbs, Reggie Hanson, Scott Rigot

TEAM INFORMATION

2005-06 Record: 22-13
Conference Record (Finish): 9-7 (3rd SEC East)
Post-Season/Final Ranking: NCAA Second Round
Starters Returning/Lost: 3/2
Lettermen Returning/Lost: 7/7
Key Returnees: G Joe Crawford (10.2 ppg, 1.1 apg), C Randolph Morris (13.3 ppg, 6.0 rpg), F Bobby Perry (7.1 ppg, 3.9 rpg)
Series Record: UK 20-7

MEDIA RELATIONS

Basketball SID: Scott Stricklin
Office Phone: 859-257-3638
E-Mail: stricklin@uky.edu
Assistant SID: John Hayden
E-mail: john.hayden@uky.edu
Office Fax: 859-323-4310
Press Row Phone: 859-252-3602
Web Site: www.ukathletics.com

BEFORE & AFTER THE HOGS

1/28 Tennessee
2/3 at Arkansas
2/10 South Carolina

LOUISIANA TECH

DEC. 30 FAYETTEVILLE TBA



GENERAL INFORMATION

Location: Ruston, La.
Enrollment: 11,611
Nickname: Bulldogs
Conference: Western Athletic
Colors: Blue and Red
Arena: Samuel M. Thomas Assembly Center (8,000)
Athletic Director: Jim Oakes

COACHING STAFF

Head Coach: Keith Richard
Record at School (Years): 140-97 (8 years)
Career Record (Years): same
Assistants: Charles Baker, Lou Gudino, Kevin Johnson

TEAM INFORMATION

2005-06 Record: 20-13
Conference Record (Finish): 11-5 (3rd)
Post-Season/Final Ranking: NIT First Round
Starters Returning/Lost: 1/4
Lettermen Returning/Lost: 9/4
Key Returnees: F Chad McKenzie (5.0 ppg, 4.1 rpg), G Marcus Elliot (7.1 ppg, 2.5 rpg)
Series Record: UA 4-0

MEDIA RELATIONS

Basketball SID: Kyle Roberts
Office Phone: (318) 257-3114
Cell Phone: (318) 497-0693
E-Mail: kroberts@latech.edu
Office Fax: (318) 257-3757
Press Row Phone: (318) 257-3144
Web Site: www.latechsports.com

BEFORE & AFTER THE HOGS

12/23 at LSU
12/30 at Arkansas
1/4 San Jose State



Sean McCurdy saw action in 30 games as a true freshman.





LSU

JAN. 20 FAYETTEVILLE 2:45 P.M.
FEB. 10 BATON ROUGE, LA. 12:05 P.M.



GENERAL INFORMATION

Location: Baton Rouge, La.
Enrollment: 31,582
Nickname: Fighting Tigers
Conference: Southeastern
Colors: Purple and Gold
Arena: Pete Maravich Assembly Center (14,164)
Athletic Director: Stanley "Skip" Bertman

COACHING STAFF

Head Coach: John Brady
Record at School (Years): 167-111 (9 years)
Career Record (Years): 256-188 (15 years)
Assistants: Butch Pierre, Nikita Johnson, John Treloar

TEAM INFORMATION

2005-06 Record: 27-9
Conference Record (Finish): 14-2 (1st SEC West/Overall)
Post-Season/Final Ranking: NCAA Final Four/No. 3 USA Today
Starters Returning/Lost: 3/2
Lettermen Returning/Lost: 9/3
Key Returnees: F Glen Davis (18.6 ppg, 9.7 rpg), F Tasmin Mitchell (11.4 ppg, 5.6 rpg), G Garrett Temple (5.1 ppg, 2.6 rpg)
Series Record: UA 25-17

MEDIA RELATIONS

Basketball SID: Kent Lowe
Office Phone: (225) 578-8226
Home Phone: (225) 761-1734
E-Mail: clowe@lsu.edu
Office Fax: (225) 578-8226
Press Row Phone: (225) 578-8226
Web Site: www.LSUsports.net

BEFORE & AFTER THE HOGS

1/17	Ole Miss
1/20	at Arkansas
1/24	Vanderbilt
2/6	at Tennessee
2/10	Arkansas
2/14	at Ole Miss

MISSISSIPPI (OLE MISS)

JAN. 13 OXFORD, MISS. 4:05 P.M.
FEB. 17 FAYETTEVILLE 4:05 P.M.



GENERAL INFORMATION

Location: Oxford, Miss.
Enrollment: 16,928
Nickname: Rebels
Conference: Southeastern
Colors: Cardinal Red and Navy Blue
Arena: C.M. "Tad" Smith Coliseum (8,700)
Athletic Director: Pete Boone

COACHING STAFF

Head Coach: Andy Kennedy
Record at School (Years): First Year
Career Record (Years): 21-13 (1 year)
Assistants: Michael White, Owen Miller, Torrey Ward

TEAM INFORMATION

2005-06 Record: 14-16
Conference Record (Finish): 4-12 (T-5th SEC West)
Post-Season/Final Ranking: none
Starters Returning/Lost: 4/1
Lettermen Returning/Lost: 9/4
Key Returnees: C Dwayne Curtis (13.6 ppg, 7.6 rpg), G Bam Doyno (9.0 ppg, 4.0 rpg), G Todd Abernathy (8.6 ppg, 2.9 rpg)
Series Record: UA 38-20

MEDIA RELATIONS

Basketball SID: Kyle Campbell
Office Phone: (662) 915-7544
Home Phone: (662) 816-7544
E-Mail: ekcampbe@olemiss.edu
Office Fax: (662) 915-7006
Press Row Phone: (662) 236-1931
Web Site: www.olemissports.com

BEFORE & AFTER THE HOGS

1/10	at Mississippi St.
1/13	Arkansas
1/17	at LSU
2/14	LSU
2/17	at Arkansas
2/21	Georgia

MISSISSIPPI ST.

FEB. 14 STARKVILLE, MISS. 7 P.M.
FEB. 28 FAYETTEVILLE 7:05 P.M.



GENERAL INFORMATION

Location: Starkville, Miss.
Enrollment: 16,101
Nickname: Bulldogs
Conference: Southeastern
Colors: Maroon and White
Arena: Humphrey Coliseum (10,500)
Athletic Director: Larry Templeton

COACHING STAFF

Head Coach: Rick Stansbury
Record at School (Years): 164-90 (8 years)
Career Record (Years): same
Assistants: Robert Kirby, Phil Cunningham, Mark White

TEAM INFORMATION

2005-06 Record: 15-15
Conference Record (Finish): 5-11 (4th SEC West)
Post-Season/Final Ranking: none
Starters Returning/Lost: 4/1
Lettermen Returning/Lost: 9/3
Key Returnees: F/C Charles Rhodes (13.8 ppg, 7.1 rpg), G/F Jamont Gordon (13.8 ppg, 6.8 rpg), G/F Reginald Delk (8.9 ppg, 4.9 rpg)
Series Record: UA 23-17

MEDIA RELATIONS

Basketball SID: David Rosinski
Office Phone: (662) 325-3595
Home Phone: (662) 324-0497
E-Mail: rosinski@athletics.msstate.edu
Office Fax: (662) 325-3654
Press Row Phone: (662) 325-3776
Web Site: www.msstateathletics.com

BEFORE & AFTER THE HOGS

2/10	at Auburn
2/14	Arkansas
2/17	at LSU
2/24	at Georgia
2/28	at Arkansas
3/4	Alabama

MISSOURI

NOV. 30 COLUMBIA, MO. 8:05 P.M.

GENERAL INFORMATION

Location: Columbia, Mo.
Enrollment: 27,985
Nickname: Tigers
Conference: Big 12
Colors: Black and Old Gold
Arena: Mizzou Arena (15,061)
Athletic Director: Mike Alden

COACHING STAFF

Head Coach: Mike Anderson
Record at School (Years): First year
Career Record (Years): 89-41 (4 years)
Assistants: Melvin Watkins, Matt Zimmerman, T.J. Cleveland

TEAM INFORMATION

2005-06 Record: 12-16
Conference Record (Finish): 5-11 (11th)
Post-Season/Final Ranking: none
Starters Returning/Lost: 2/3
Lettermen Returning/Lost: 8/4
Key Returnees: F Marshall Brown (9.6 ppg, 4.8 rpg), G Jason Horton (4.9 ppg, 2.9 rpg, 4.3 apg)
Series Record: UA 18-17

MEDIA RELATIONS

Basketball SID: Dave Reiter
Office Phone: (573) 884-2437
Home Phone: (573) 424-8740
E-Mail: reiter@missouri.edu
Office Fax: (573) 882-4720
Press Row Phone: (573) 882-1442
Web Site: www.mutigers.com

BEFORE & AFTER THE HOGS

11/27	Coppin St.
11/30	Arkansas
12/3	Evansville

MISSOURI-KANSAS CITY

DEC. 2 FAYETTEVILLE TBA

GENERAL INFORMATION

Location: Kansas City, Mo.
Enrollment: 14,256
Nickname: Kangaroos
Conference: Mid-Continent
Colors: Blue and Gold
Arena: Municipal Auditorium (9,827), Kemper Arena (18,700)
Athletic Director: Bob Thomas

COACHING STAFF

Head Coach: Rick Zvosec
Record at School (Years): 72-71 (5 years)
Career Record (Years): 175-219 (14 years)
Assistants: Ken Dempsey, Jason Ivey

TEAM INFORMATION

2005-06 Record: 14-14
Conference Record (Finish): 11-5 (3rd)
Post-Season/Final Ranking: none
Starters Returning/Lost: 4/1
Lettermen Returning/Lost: 12/2
Key Returnees: G Quinton Day (20.3 ppg, 3.6 rpg, 4.6 apg), F Dee Ayuba (14.3 ppg, 6.7 rpg), G Tim Blackwell (11.4 ppg, 3.2 rpg, 2.6 apg)
Series Record: First meeting

MEDIA RELATIONS

Basketball SID: James Allan
Office Phone: (816) 235-1034
Cell Phone: (319) 621-7893
E-Mail: allanj@umkc.edu
Press Row Phone: (816) 513-5217
Web Site: www.umckangaroos.com

BEFORE & AFTER THE HOGS

11/29	at Wichita St.
12/2	at Arkansas
12/5	Utah Valley St.

OAKLAND

DEC. 14 FAYETTEVILLE 7:05 P.M.

GENERAL INFORMATION

Location: Rochester, Mich.
Enrollment: 16,902
Nickname: Golden Grizzlies
Conference: Mid-Continent
Colors: Gold and Black
Arena: Athletic Center O'Rena (4,000)
Athletic Director (Interim): Greg Kampe

COACHING STAFF

Head Coach: Greg Kampe
Record at School (Years): 360-273 (22 years)
Career Record (Years): same
Assistants: Jeff Smith, John Barovich, Saddy Washington

TEAM INFORMATION

2005-06 Record: 11-18
Conference Record (Finish): 6-10 (7th)
Post-Season/Final Ranking: none
Starters Returning/Lost: 4/1
Lettermen Returning/Lost: 12/2
Key Returnees: G Rick Billings (11.4 ppg, 3.6 rpg), F Vova Severovas (14.9 ppg, 6.7 rpg), C Shawn Hopes (9.2 ppg, 5.5 rpg)
Series Record: First Meeting

MEDIA RELATIONS

Basketball SID: Phil Hess
Office Phone: (248) 370-4008
Cell Phone: (248) 840-2655
E-Mail: hess@oakland.edu
Office Fax: (248) 370-4056
Press Row Phone: (248) 370-4099
Web Site: www.ougrizzlies.com

BEFORE & AFTER THE HOGS

12/10	at Miami (OH)
12/14	at Arkansas
12/16	at UCLA

ORAL ROBERTS

DEC. 22 FAYETTEVILLE 7:05 P.M.

GENERAL INFORMATION

Location: Tulsa, Okla.
Enrollment: 5,152
Nickname: Golden Eagles
Conference: Mid-Continent
Colors: Vegas Gold, Navy Blue and White
Arena: Mabee Center (10,575)
Athletic Director: Mike Carter

COACHING STAFF

Head Coach: Scott Sutton
Record at School (Years): 121-91 (7 years)
Career Record (Years): same
Assistants: Tom Hankins, Corey Williams, Conley Phipps

TEAM INFORMATION

2005-06 Record: 21-12
Conference Record (Finish): 13-3 (T-1st)
Post-Season/Final Ranking: NCAA First Round
Starters Returning/Lost: 2/3
Lettermen Returning/Lost: 5/6
Key Returnees: F Caleb Green (20.8 ppg, 8.8 rpg), G Ken Tutt (14.2 ppg, 2.0 rpg), G/F Larry Owens (12.5 ppg, 7.9 rpg)
Series Record: UA 7-2

MEDIA RELATIONS

Basketball SID: Kris Belvin
Office Phone: (918) 495-7181
Home Phone: (918) 321-5281
E-Mail: cbelvin@oru.edu
Office Fax: (918) 495-7142
Press Row Phone: (918) 495-7800
Web Site: www.orugoldeneagles.com

BEFORE & AFTER THE HOGS

12/19	Montana
12/22	at Arkansas
12/28	Seton Hall (BYU Holiday Classic-Provo, Utah)

SOUTH CAROLINA

JAN. 24 COLUMBIA, S.C. 6:30 P.M.

GENERAL INFORMATION

Location: Columbia, S.C.
Enrollment: 27,065
Nickname: Gamecocks
Conference: Southeastern
Colors: Garnet and Black
Arena: Colonial Center (18,000)
Athletic Director: Eric Hyman

COACHING STAFF

Head Coach: Dave Odom
Record at School (Years): 100-70 (5 years)
Career Record (Years): 378-244 (20 years)
Assistants: Rick Duckett, Ken Potosnak, Barry Sandersen

TEAM INFORMATION

2005-06 Record: 23-15
Conference Record (Finish): 6-10 (5th SEC East)
Post-Season/Final Ranking: NIT Champion
Starters Returning/Lost: 2/3
Lettermen Returning/Lost: 7/6
Key Returnees: G Tre' Kelley (12.5 ppg, 4.6 apg), F Brandon Wallace (7.6 ppg, 6.1 rpg, 1.9 bpg)
Series Record: UA 11-6

MEDIA RELATIONS

Basketball SID: Michelle Schmitt
Office Phone: (803) 777-7872
Home Phone: (803) 463-0359
E-Mail: mschmitt@gwm.sc.edu
Office Fax: (803) 777-2967
Press Row Phone: (803) 777-6182
Web Site: www.uscsports.com

BEFORE & AFTER THE HOGS

1/20	at Tennessee
1/24	Arkansas
1/27	at Mississippi St.

THE OPPONENTS





RAZORBACKS

6 FINAL FOUR APPEARANCES

SOUTHEAST MISSOURI ST.

NOV. 10 FAYETTEVILLE 7:05 P.M.

GENERAL INFORMATION

Location: Cape Girardeau, Mo.
Enrollment: 10,477
Nickname: Redhawks
Conference: Ohio Valley
Colors: Red and Black
Arena: Show Me Center
Athletic Director: Don Kaverman

COACHING STAFF

Head Coach: Scott Edgar
Record at School (Years): First Year
Career Record (Years): 108-95 (7 years)
Assistants: Ronnie Dean, Toby Lane, Scepter Brownlee

TEAM INFORMATION

2005-06 Record: 7-20
Conference Record (Finish): 4-16 (10th)
Post-Season/Final Ranking: none
Starters Returning/Lost: 2/3
Lettermen Returning/Lost: 3/7
Key Returnees: F Roy Booker (22.0 ppg, 4.8 rpg), G Terrick Willoughby (9.8 ppg, 3.2 rpg, 2.7 apg), F Andrais Thornton (7.9 ppg, 6.6 rpg)
Series Record: UA 4-1

MEDIA RELATIONS

Basketball SID: Ron Hines
Office Phone: (573) 651-2294
Cell Phone: (573) 450-6845
E-Mail: rhines@semo.edu
Office Fax: (573) 651-2810
Web Site: www.gosoutheast.com

AFTER THE HOGS

11/17 Drake (Top of the World Classic)

STEPHEN F. AUSTIN

NOV. 18 FAYETTEVILLE 2:05 P.M.

GENERAL INFORMATION

Location: Nacogdoches, Texas
Enrollment: 11,485
Nickname: Lumberjacks
Conference: Southland
Colors: Purple and White/Red trim
Arena: William R. Johnson Coliseum (7,200)
Athletic Director: Robert Hill

COACHING STAFF

Head Coach: Danny Caspar
Record at School (Years): 93-76 (6 years)
Career Record (Years): 312-128 (15 years)
Assistants: David Peavy, Brette Tanner, John Curta

TEAM INFORMATION

2005-06 Record: 17-12
Conference Record (Finish): 9-7 (T-4th)
Post-Season/Final Ranking: none
Starters Returning/Lost: 3/2
Lettermen Returning/Lost: 7/4
Key Returnees: G Josh Alexander (14.2 ppg, 6.1 rpg), F Antuane Miller (13.4 ppg, 5.5 rpg)
Series Record: UA 1-0

MEDIA RELATIONS

Basketball SID: Brian Ross
Office Phone: (936) 468-5800
Home Phone: (936) 462-7897
E-Mail: rossbrian@sfasu.edu
Office Fax: (936) 468-4593
Press Row Phone: (936) 468-5801
Web Site: www.sfbjacks.com

BEFORE & AFTER THE HOGS

11/14 at TCU
11/18 at Arkansas
11/21 Schriener College

TENNESSEE

FEB. 24 FAYETTEVILLE 12:05 P.M.



GENERAL INFORMATION

Location: Knoxville, Tenn.
Enrollment: 25,244
Nickname: Volunteers
Conference: Southeastern
Colors: Orange and White
Arena: Thompson-Boling Arena (24,535)
Athletic Director: Mike Hamilton

COACHING STAFF

Head Coach: Bruce Pearl
Record at School (Years): 22-8 (1 year)
Career Record (Years): 339-92 (14 years)
Assistants: Tony Jones, Steve Forbes, Jason Shay

TEAM INFORMATION

2005-06 Record: 22-8
Conference Record (Finish): 12-4 (1st SEC East)
Post-Season/Final Ranking: NCAA 2nd Round/No. 18 AP
Starters Returning/Lost: 2/3
Lettermen Returning/Lost: 5/5
Key Returnees: G Chris Lofton (17.2 ppg, 3.5 rpg), G Dane Bradshaw (7.1 ppg, 5.4 rpg, 3.9 apg), G JaJuan Smith (9.5 ppg, 3.1 rpg)
Series Record: 11-11

MEDIA RELATIONS

Basketball SID: Craig Pinkerton
Office Phone: (865) 974-1212
Home Phone: (865) 670-1821
E-Mail: craig@tennessee.edu
Office Fax: (865) 974-1269
Press Row Phone: (865) 544-0789
Web Site: www.UTsports.com

BEFORE & AFTER THE HOGS

2/21 Alabama
2/24 at Arkansas
2/27 Florida

TEXAS

DEC. 20 AUSTIN, TEXAS 8:05 P.M.



GENERAL INFORMATION

Location: Austin, Texas
Enrollment: 49,500
Nickname: Longhorns
Conference: Big 12
Colors: Burnt Orange and White
Arena: Frank Erwin Center
Athletic Director: DeLoss Dodds

COACHING STAFF

Head Coach: Rick Barnes
Record at School (Years): 191-76 (8 years)
Career Record (Years): 393-210 (19 years)
Assistants: Ken McDonald, Russell Springmann, Rodney Terry

TEAM INFORMATION

2005-06 Record: 30-7
Post-Season/Final Ranking: NCAA Elite Eight/No. 9 AP & USA Today
Starters Returning/Lost: 0/5
Lettermen Returning/Lost: 4/6
Key Returnees: G A.J. Abrams (6.4 ppg, 3.0 rpg), F Connor Atchley (2.3 ppg, 1.4 rpg)
Series Record: UA 84-64

MEDIA RELATIONS

Basketball SID: Scott McConnell
Office Phone: (512) 471-1345
Cell Phone: (512) 748-9313
E-Mail: Scott.McConnell@athletics.utexas.edu
Office Fax: (512) 471-6040
Press Row Phone: (512) 471-4246
Web Site: www.texasports.com

BEFORE & AFTER THE HOGS

12/16 Texas St.
12/20 Arkansas
12/23 at Tennessee

THE OPPONENTS



Darrian Townes has made 50 percent of his shots or better in each of his first two seasons.

TEXAS TECH

DEC. 16 N. LITTLE ROCK, ARK. 1:05 P.M.



GENERAL INFORMATION

Location: Lubbock, Texas
Enrollment: 28,150
Nickname: Red Raiders
Conference: Big 12 Conference
Colors: Scarlet and Black
Arena: United Spirit Arena (15,098)
Athletic Director: Gerald Myers

COACHING STAFF

Head Coach: Bob Knight
Record at School (Years): 105-61 (5 years)
Career Record (Years): 869-350 (40 years)
Assistants: Pat Knight, Chris Beard, Stew Robinson

TEAM INFORMATION

2005-06 Record: 15-17
Conference Record (Finish): 6-10 (T-7th)
Post-Season/Final Ranking: none
Starters Returning/Lost: 4/1
Lettermen Returning/Lost: 8/3
Key Returnees: G Jarriss Jackson (20.5 ppg, 4.1 rpg), G Martin Zeno (13.7 ppg, 5.3 rpg), F Darryl Dora (7.6 ppg, 4.6 rpg)
Series Record: 38-38

MEDIA RELATIONS

Basketball SID: Randy Farley
Office Phone: (806) 742-7600
Home Phone: (806) 794-0101
E-Mail: randy.farley@ttu.edu
Office Fax: (806) 742-7414
Press Row Phone: (806) 742-6688
Web Site: www.texastech.com

BEFORE & AFTER THE HOGS

12/9 Centenary
12/16 at Arkansas
12/23 Bucknell

TULSA

JAN. 2 FAYETTEVILLE TBA



GENERAL INFORMATION

Location: Tulsa, Okla.
Enrollment: 4,100
Nickname: Golden Hurricane
Conference: Conference USA
Colors: Old Gold, Royal Blue and Crimson
Arena: Donald W. Reynolds Center
Athletic Director: Bubba Cunningham

COACHING STAFF

Head Coach: Doug Wojcik
Record at School (Years): 11-17 (1 year)
Career Record (Years): same
Assistants: Hassan Booker, David Cason, Dave Wojcik

TEAM INFORMATION

2005-06 Record: 11-17
Conference Record (Finish): 6-8 (6th)
Post-Season/Final Ranking: none
Starters Returning/Lost: 4/1
Lettermen Returning/Lost: 7/4
Key Returnees: G Brett McDade (10.1 ppg, 2.6 apg), F Darold Crow (9.6 ppg, 4.2 rpg), F Charles Ramsdell (9.0 ppg, 6.2 rpg)
Series Record: UA 35-23

MEDIA RELATIONS

Basketball SID: Don Tomkalski
Office Phone: (918) 631-3200
Home Phone: (918) 250-6803
E-Mail: donald-tomkalski@tulsa.edu
Office Fax: (918) 631-3913
Press Row Phone: (918) 631-5400
Web Site: www.tulsahurricane.com

BEFORE & AFTER THE HOGS

12/23 Eastern Michigan
1/2 at Arkansas
1/6 Texas-Pan American

VANDERBILT

MARCH 3 NASHVILLE, TENN. 3 P.M.

GENERAL INFORMATION

Location: Nashville, Tenn.
Enrollment: 6,402
Nickname: Commodores
Conference: Southeastern
Colors: Black and Gold
Arena: Memorial Gymnasium (14,168)
Chancellor: Gordon Gee

COACHING STAFF

Head Coach: Kevin Stallings
Record at School (Years): 122-96 (7 years)
Career Record (Years): 245-159 (13 years)
Assistants: Brad Frederick, Dan Muller, King Rice

TEAM INFORMATION

2005-06 Record: 17-13
Conference Record (Finish): 7-9 (4th SEC East)
Post-Season/Final Ranking: NIT First Round
Starters Returning/Lost: 3/2
Lettermen Returning/Lost: 7/5
Key Returnees: G/F Shan Foster (15.9 ppg, 3.0 rpg), G/F Derrick Byars (12.4 ppg, 3.6 rpg)
Series Record: UA 11-7

MEDIA RELATIONS

Basketball SID: Andre Foushee
Office Phone: (615) 322-4121
Home Phone: (615) 268-5534
E-Mail: andre.foushee@vanderbilt.edu
Office Fax: (615) 343-7064
Press Row Phone: (615) 320-0436
Web Site: www.vucomm.com

BEFORE & AFTER THE HOGS

2/28 at South Carolina
3/3 Arkansas
3/8-11 SEC Tournament





THE SOUTHEASTERN CONFERENCE



Commissioner Mike Slive



Assistant Media Relations
Director DeWayne Peevy
(Basketball Contact)



SEC MEMBERS

University of Alabama
University of Arkansas
Auburn University
University of Florida
University of Georgia
University of Kentucky
Louisiana State University
University of Mississippi
Mississippi State University
University of South Carolina
University of Tennessee
Vanderbilt University

SEC OFFICE

2201 Richard Arrington Blvd. North
Birmingham, AL 35203

Switchboard: 205-458-3000

Media Relations: 205-458-3010

Men's Basketball Contact: DeWayne Peevy

Fax: 205-458-3030

Web site: www.secsports.com

National Championships Won by SEC Members in Men's Sports Since Arkansas Joined the League (Nov. 1991 - June 2006)

ARKANSAS	30	(11 indoor track, 10 outdoor track, seven cross country, one basketball)
LSU	8	(four baseball, two indoor track, one football, one outdoor track)
Auburn	6	(six swimming and diving)
Florida	4	(one basketball, one football, two golf)
Georgia	4	(two tennis, two golf)
Tennessee	3	(one football, two indoor track)
Kentucky	2	(two basketball)
Alabama	1	(one football)

SEC SECOND IN NCAA TOURNEY WINS

With a 13-5 record in the 2006 NCAA Tournament, the SEC ranks second among all conferences in wins in the "Big Dance" since the 1994 season. The Southeastern Conference has amassed 111 victories in the last 13 NCAA Tournaments.

Conference	NCAA Record (1994-Present)
ACC	113-55 (.673)
SEC	111-66 (.627)
Big East	106-62 (.631)
Big Ten	102-67 (.604)
Big 12*	86-67 (.562)
Pac-10	84-54 (.609)

*Combined records of teams of the former Big Eight and Southwest conferences before 1997

SEC AMONG FINAL FOUR LEADERS

In the last 14 NCAA Tournaments (1993-2006), the SEC's 11 Final Four appearances are the second-most by any conference during that span.

With Florida and LSU returning to the Final Four in 2006, the SEC has had a total of five different teams make the national semifinals, behind only the Big Ten's seven, over the 14-year span.

The 2006 Final Four gave the SEC its 20th and 21st all-time appearances (24th and 25th including four appearances by Arkansas prior to joining the SEC).

Atlantic Coast (13) – Duke, Georgia Tech, North Carolina, Maryland
SEC (11) – Arkansas, Florida, Kentucky, LSU, Mississippi St.
Big Ten (10) – Illinois, Indiana, Michigan, Michigan State, Minnesota, Ohio State, Wisconsin
Big 12* (7) – Kansas, Oklahoma, Oklahoma State, Texas
Big East^ (6) – Connecticut, Syracuse, Louisville, Marquette
Pacific-10 (6) – Arizona, Stanford, UCLA
Atlantic-10 (1) – Massachusetts
Colonial (1) – George Mason
Western Athletic (1) – Utah

*Including teams part of the Big 8; ^Including teams part of C-USA

HOW SWEET IT IS

2006 also marked the 17th straight year the SEC had at least one team advance to the Sweet 16 and the 12th time in 14 years that the conference had a team advance to the Elite Eight.

The SEC record for most Sweet 16 appearances in an NCAA Tournament is four set in 1986 when Alabama, Auburn, Kentucky and LSU advanced past the first two rounds.

That year Alabama made its second of three straight Sweet 16s while Auburn and Kentucky advanced to the Elite Eight and LSU lost to eventual champion Louisville in the national semifinals.

The SEC leads the nation with 11 of its 12 members reaching the Sweet 16 since 1996.

SEC (91.7 pct, 11 of 12)	Big Ten (81.8 pct, 9 of 11)
Big East (75.0 pct, 12 of 16)	ACC (75.0 pct, 9 of 12)
Pac 10 (70.0 pct, 7 of 10)	Big 12 (58.3 pct, 7 of 12)

HISTORY OF THE SEC

SEC schools began athletic competition with one another more than 100 years ago as members of the Southern Intercollegiate Athletic Association. Seven institutions (Alabama, Auburn, Georgia, Georgia Tech, North Carolina, Sewanee and Vanderbilt) attended the SIAA organizational meeting of faculty representatives in Atlanta on Dec. 22, 1894.

The SIAA expanded to 19 institutions in 1895 with Central, Clemson, Cumberland, Kentucky, LSU, Mercer Mississippi State, Nashville, Southwestern Presbyterian, Tennessee, Texas and Tulane joining the fold, and by 1920 there were 30 members.

The larger schools reorganized as the Southern Conference at a meeting in Gainesville Dec. 12-13, 1920, including Alabama, Auburn, Clemson, Georgia, Georgia Tech, Kentucky, Maryland, MSU, UNC, North Carolina State, Tennessee, Virginia, Virginia Tech and Washington & Lee. In 1922, Florida, LSU, Mississippi, South Carolina, Tulane, Vanderbilt, Virginia and VMI joined while Sewanee and Duke became members in 1923 and 1928, respectively. The 13 members west and south of the Appalachian Mountains reorganized (UA, AU, UF, UG, GTU, UK, LSU, UM, MSU, Sewanee, UT, Tulane and VU) as the SEC at the Southern Conference meetings of Dec. 8-9, 1932, in Knoxville while the 10 coast members remained in the SC. Sewanee withdrew on Dec. 13, 1940, Georgia Tech on June 1, 1964, and Tulane on June 1, 1966. The league maintained that membership until Arkansas joined on Aug. 1, 1990, and South Carolina on Sept. 25, 1990.

2007 NCAA Tournament

Selection Show:
March 11

First & Second Rounds:
March 15 & 17
HSBC Arena – Buffalo, N.Y.
ARCO Arena – Sacramento, Calif.
Spokane Memorial Arena – Spokane, Wash.
March 16 & 18
United Center – Chicago, Ill.
Nationwide Arena – Columbus, Ohio
Rupp Arena – Lexington, Ky.
New Orleans Arena – New Orleans, La.

Regionals:

March 22 & 24
Alamodome – San Antonio, Texas
HP Pavilion – San Jose, Calif.
March 23 & 25
Continental Airlines Arena – East Rutherford, N.J.
Edward Jones Dome – St. Louis, Mo.

Final Four:

March 31 & April 2
Georgia Dome – Atlanta, Ga.

Future NCAA Final Four Dates & Sites

2008	April 5 & 7	Alamodome – San Antonio, Texas
2009	April 4 & 6	Ford Field – Detroit, Mich.
2010	April 3 & 5	RCA Dome – Indianapolis, Ind.
2011	April 2 & 4	Reliant Stadium – Houston, Texas



THE OPPONENTS SOUTHEASTERN CONFERENCE



ARKANSAS' ALL-TIME SEC LEADERS

(UA joined the league in 1991-92; was a member of the Southwest Conference from 1924-91)

ARKANSAS' SEC CHAMPIONSHIPS

2001 TOURNAMENT

1995 WESTERN DIVISION

1994 OVERALL, WESTERN DIVISION

1993 WESTERN DIVISION

1992 OVERALL, WESTERN DIVISION

UA's Individual SEC Leaders

Rebounding – Derek Hood, 1999 (8.0); Nick Davis, 1998 (9.8); Derek Hood, 1997 (8.0)

Field Goal Percentage – Derek Hood, 1999 (.565, 173-306)

Three-Point Field Goal Percentage – Scotty Thurman, 1995 (.427, 102-239)

Three-Point Field Goals Per Game – Jannero Pargo, 2002 (3.28); Pat Bradley, 1999 (2.7); Pat Bradley, 1998 (2.8); Pat Bradley, 1997 (3.1)

Assists – Kareem Reid, 1997 (5.7)

Assist-to-Turnover Ratio – Blake Eddins, 2003 (5.0)

Steals – Ronnie Brewer, 2006 (2.6); Robert Shepherd, 1993 (2.8)

UA's Team Leaders

Scoring Offense – 1998 (82.3), 1995 (87.6), 1994 (93.4), 1992 (89.8)

Scoring Margin – 1994 (+17.9), 1992 (+12.9)

Field Goal Percentage Defense – 2001 (.404, 712-1763)

Field Goal Percentage Differential – 1994 (+8.6, .488/.402)

Three-Point Field Goal Percentage – 1995 (.394, 361-917)

Three-Point Field Goals Per Game – 2001 (8.8), 2000 (8.6), 1997 (8.6), 1995 (9.3)

Three-Point Field Goal Defense – 2005 (.309, 162-524), 1994 (.296, 217-732)

Free-Throw Percentage – 1992 (.741, 604-815)

Turnover Margin – 2002 (+5.41), 2001 (+7.0), 2000 (+6.7), 1998 (+5.8), 1994 (+5.4), 1993 (+7.4)

Rebounding – 1994 (41.6), 2003 (38.0)

Offensive Rebounds – 2003 (14.54)

Steals – 2002 (10.55), 2001 (11.8), 2000 (11.2), 1998 (10.8), 1995 (11.4), 1993 (11.4), 1992 (10.5)

Blocked Shots – 2005 (5.20)

UA's SEC Records

INDIVIDUAL GAME:

Three-Point Field Goals Made – 12, Al Dillard vs. Delaware St. (12/11/93) (22 attempts)

Three-Point Field Goal Attempts – 22, Pat Bradley vs. North Texas (12/30/98) (made 10); Al Dillard vs. Delaware St. (12/11/93) (made 12)

SEASON:

Steals – 102, Clint McDaniel (1995)

CAREER:

Three-Point Field Goals Made – 366, Pat Bradley (1996-99) (915 attempts)

Three-Point Field Goal Attempts – 915, Pat Bradley (1996-99) (366 attempts)

Consecutive Games with at Least One Three-Point Field Goal Made – 60, Pat Bradley (1996-98)

TEAM GAME:

Assists – 40 vs. Troy St. (12/10/96)

Free Throws Made – 48 vs. Ole Miss (1/17/04) (53 attempts)

Blocked Shots – 18 vs. Missouri (12/5/95)

Three-Point Field Goals – 21 vs. Troy State (12/10/96) (37 attempts)

Three-Point Field Goal Attempts – 54 vs. North Texas (12/30/99) (19 made)

TEAM SEASON:

Points Scored – 3,416 (1995)

Three-Point Goals Made – 361 (1995) (917 attempts) (NCAA record)

Three-Point Field Goal Attempts – 917 (1995) (361 made)



Ronnie Brewer led the SEC in steals last year with 2.6. In SEC play only, he was the league's top scorer with 18.8 points.



Steven Hill was second in the league in blocked shots for the second straight year. He averaged 1.8 in 2005 and 2.8 in 2006.



Pat Bradley led the SEC in three-point goals per game in 1997, '98 and '99, and is the league's career leader with 366.



Nick Davis led the SEC in rebounding in 1998 with 9.8 boards per game, one of three times a Razorback has led the league.

THE OPPONENTS UA'S SEC LEADERS





THE SOUTHEASTERN CONFERENCE TOURNAMENT



THE OPPONENTS SEC TOURNAMENT

Arkansas in the SEC Tournament

- 1992 (Birmingham, Ala.)**
Arkansas 73, Georgia 60
Alabama 90, Arkansas 89 (semifinals)
- 1993 (Lexington, Ky.)**
Arkansas 65, Georgia 80
Kentucky 92, Arkansas 82 (semifinals)
- 1994 (Memphis, Tenn.)**
Arkansas 95, Georgia 83
Kentucky 90, Arkansas 78 (semifinals)
- 1995 (Atlanta, Ga.)**
Arkansas 73, Vanderbilt 72
Arkansas 69, Alabama 58
Kentucky 95, Arkansas 94 (OT) (finals)
- 1996 (New Orleans, La.)**
Arkansas 80, South Carolina 58
Kentucky 95, Arkansas 75 (semifinals)
- 1997 (Memphis, Tenn.)**
Georgia 65, Arkansas 63 (quarterfinals)
- 1998 (Atlanta, Ga.)**
Arkansas 102, Tennessee 96
Kentucky 99, Arkansas 74 (semifinals)
- 1999 (Atlanta, Ga.)**
Arkansas 75, Florida 74
Arkansas 84, Miss. St. 79 (OT)
Kentucky 76, Arkansas 63 (finals)
- 2000 (Atlanta, Ga.)**
Arkansas 71, Georgia 64
Arkansas 86, Kentucky 72
Arkansas 69, LSU 67
Arkansas 75, Auburn 67 (finals)
- 2001 (Nashville, Tenn.)**
Arkansas 77, LSU 72
Kentucky 87, Arkansas 78 (semifinals)
- 2002 (Atlanta, Ga.)**
Tennessee 68, Arkansas 61 (first round)
- 2003 (New Orleans, La.)**
LSU 85, Arkansas 56 (first round)
- 2004 (Atlanta, Ga.)**
South Carolina 91, Arkansas 81 (first round)
- 2005 (Atlanta, Ga.)**
Tennessee 65, Arkansas 46 (first round)
- 2006 (Nashville, Tenn.)**
Arkansas 80, Georgia 67
Florida 74, Arkansas 71 (quarterfinals)



UA's Record Against the Field in the SEC Tournament

Opponent	Record	Last Meeting
Alabama	1-1	1995, Arkansas W 69-58 (semifinals)
Auburn	1-0	2000, Arkansas W 75-67 (finals)
Florida	1-1	2006, Florida W 74-71 (quarters)
Georgia	5-1	2006, Arkansas W 80-67 (1st)
Kentucky	1-7	2001, Kentucky W 87-78 (semifinals)
LSU	2-1	2003, LSU W 85-56 (1st)
Ole Miss	0-0	NA
Mississippi St.	1-0	1999, Arkansas W 84-79 (semifinals)
South Carolina	1-1	2004, USC W 91-81 (1st)
Tennessee	1-2	2005, Tennessee W 65-46 (1st)
Vanderbilt	1-0	1995, Arkansas W 73-72 (quarters)

UA's Record By Round

Round	Record	Appearances
First Round:	2-4	6 (2000, 2002-06)
Quarterfinals:	9-2	10 (1992-2001, 2006)
Semifinals:	3-6	9 (1992-96, 1998-2001)
Finals:	1-2	3 (1995, '99, 2000)




Atlanta and the Georgia Dome play host to the SEC Tournament in 2007 and 2008.

SEC Tournament Records

Team	Years	Won	Lost	Pct.	Titles	Team	Years	Won	Lost	Pct.	Titles
Kentucky	44	109	19	.852	25	Georgia	45	32	45	.416	1
Alabama	46	55	40	.579	6	Florida	40	28	39	.418	2
Tennessee	45	54	42	.563	4	Vanderbilt	44	28	44	.389	1
Arkansas	13	15	14	.517	1	Auburn	43	26	43	.377	1
LSU	46	41	46	.471	1	Ole Miss	43	22	43	.338	1
South Carolina	13	15	15	.500	0	Mississippi St.	45	19	44	.302	2



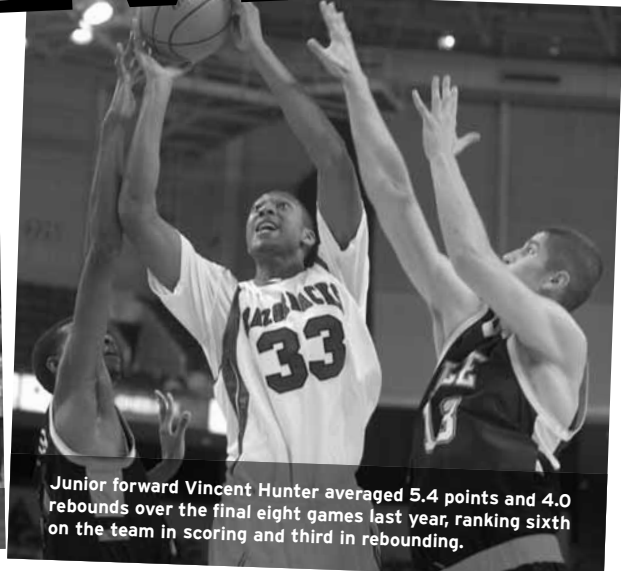
Eric Ferguson (right), Ronnie Brewer and Jonathon Modica all finished their careers with more than 1,000 points scored.



2006 REVIEW



Cyrus McGowan and the Hogs were back in the NCAA Tournament in 2006.



Junior forward Vincent Hunter averaged 5.4 points and 4.0 rebounds over the final eight games last year, ranking sixth on the team in scoring and third in rebounding.

2006 RECAP NOTES136

2006 RESULTS137

INDIVIDUAL STATISTICS138

INDIVIDUAL POINTS-REBOUNDS-ASSISTS139

TEAM GAME-BY-GAME STATISTICS140

SUPERLATIVES, DEPARTING PLAYER STATISTICS141

2006 BOX SCORES142

SEC STANDINGS, HONORS, POST-SEASON RESULTS148

SEC STATISTICS149



2006 REVIEW: ARKANSAS RETURNS TO NCAA TOURNAMENT

2006 REVIEW SEASON NOTES

ARKANSAS BACK IN THE DANCE: Last year's appearance for Arkansas in the NCAA Tournament was its first since the 2001 season. In 2001, UA made its fourth straight appearance and its 13th in 14 years.

Overall, Arkansas has now earned 28 NCAA bids, which ranks ninth-best in the nation, but has appeared in 27 tournaments because a car accident forced the 1944 squad to pull out of the field.

The Razorbacks are 39-27 in the tournament with six Final Four appearances – 1941, 1945, 1978, 1990, 1994, 1995, which also ranks ninth-best in the nation.

HOGS PLAY EVERYBODY CLOSE: Arkansas' largest margin of defeat during the year was 13 to then-No. 23 Maryland. Two days earlier, UA lost by 11 to then-No. 3 Connecticut. All of the other eight losses were by five points or less.

Arkansas played 14 games decided by five points or less, 13 decided by four points or less and nine decided by three points or less. Overall, Arkansas won six of those 14, six of the 13 and three of the nine.

After suffering six straight SEC setbacks by five or less, including five by three or less, the Razorbacks won three straight nailbiters with the home wins over Florida and Alabama, and the win at No. 10 Tennessee.

After those close wins, UA finished with two close losses to No. 16 Florida in the quarterfinals of the SEC Tournament, 74-71, and to Bucknell in the first round of the NCAA Tournament, 59-55.

Prior to the six-game losing streak, UA won all three of its non-conference games decided by five points or less, including one (Kansas), three (Missouri) and four-point victories (Missouri State).

STAYING CLOSE ON THE ROAD: Arkansas' six SEC losses were by a total of 16 points with the five losses on the road by a total of 11 points. The Razorbacks were 10-of-21 on free throws in a 69-67 loss at Mississippi State; UA forced just eight turnovers and gave up 18 offensive rebounds in a 63-58 home loss to LSU; Arkansas missed a free throw and Alabama made three at the end of regulation in a 78-75 overtime loss in Tuscaloosa; UA led big in the first half but had 16 turnovers in a 78-76 loss at Kentucky; the Hogs missed two free throws with 25 seconds left and a potential game-winning jumper with two seconds left after LSU scored on a three with 11 seconds left in the 78-77 setback in Baton Rouge; and Arkansas gave up 22 offensive rebounds and 20 second-chance points in the 73-70 loss at Ole Miss.

Here are Arkansas' offensive and defensive scoring averages on the road in the SEC over the last four years:

Year	Record	UA points	Opp. points	Margin
2006	3-5*	72.5	69.2	+3.3
2005	1-7	62.8	73.1	-10.3
2004	0-8	57.3	70.5	-13.2
2003	1-7	57.5	70.1	-12.6

* all five losses by a total of 11 points

BREWER NAMED HONORABLE MENTION ALL-AMERICAN; DEFENSIVE ALL-AMERICAN; FINALIST FOR WOODEN AWARD: Junior guard Ronnie Brewer earned honorable mention All-America honors from CollegeHoops.net. For the year, he averaged 18.4 points, 4.8 rebounds, 3.3 assists and 2.6 steals.

He led the SEC in steals, was second in scoring, seventh in free throw shooting (.750), 10th in field goal percentage (.441) and 10th in assist-to-turnover ratio (1.49). In SEC play only, he led the league in scoring (18.8). For his career, he is 16th on UA's all-time scoring list (1,416 - 15.7 ppg), seventh in steals (216), 10th in assists (299) and tied for 10th in free throws made (326).

In addition to the honorable mention All-America honor, he was one of 22 finalists for the John R. Wooden Award, which goes to the top collegiate player in the country. He was also named a defensive All-American by CollegeInsider.com.

BREWER, MODICA NAMED ALL-SEC; FERGUSON EARNS SIXTH-MAN AWARD: Junior Ronnie Brewer earned first-team All-SEC honors for the second straight year and senior Jonathon Modica was back on the all-conference squad after making the coaches second team as a sophomore in 2004. Brewer was a first-team pick in 2005, the first for Arkansas since Corliss Willilamson and Scotty Thurman in 1995.

Brewer was also named a CollegeInsider.com Defensive All-American, honorable mention All-American by CollegeHoops.net, first-team All-SEC by the Associated Press, and USBWA All-District VII and NABC All-District 9. Modica was an All-SEC second-team selection



Ronnie Brewer earned honorable mention and defensive All-America honors as a junior before becoming a first-round NBA Draft choice.

after making the second team as a sophomore when he averaged 16.5 points, and was eighth in the league in scoring, seventh in field goal percentage (.462) and ninth in free throw percentage (.782). Modica was also honorable mention All-SEC by AP. Eric Ferguson (8.1 ppg, 2.6 apg) was the SEC's Sixth-Man of the Year.

ARKANSAS TOPPED THREE RANKED TEAMS: The 73-69 win at No. 10 Tennessee on Feb. 25 was Arkansas' second win over a ranked opponent of the year and the second for the Razorbacks over the No. 10 team in the country in eight days. The previous Saturday, the Hogs topped then-No. 10 Florida, 85-81, in overtime in Fayetteville. That win was UA's first over a ranked team since Feb. 21, 2004, when the Razorbacks topped No. 25 South Carolina in Fayetteville, 82-66. It was also the first win for the Hogs over a top 10 team since Feb. 20, 2002, when Arkansas downed No. 5 Alabama, 67-59. The win over Florida snapped a seven-game losing streak against ranked teams.

The win at Tennessee was UA's first road win over a ranked team since Feb. 28, 2001, when Arkansas won at No. 20 Alabama, 66-63. It was the first over a top 10-ranked opponent on the road since Feb. 9, 1994, when No. 3 Arkansas won at No. 4 Kentucky, 90-82. In fact, the Tennessee win is just the fourth for the Razorbacks over a top 10 team on the road. The first three came in successive years with No. 9 Arkansas winning at No. 8 Kentucky on Jan. 25, 1992, 105-88, the next season with unranked Arkansas winning at No. 9 Arizona on Dec. 6, 1992, 86-80, and then the 1994 victory at Kentucky.

Officially, UA was 2-3 against ranked teams after earlier losing to No. 3 Connecticut, 77-68, and No. 23 Maryland, 75-62, in the Maui Invitation in November, and to No. 16 Florida in the SEC Tournament, but the Razorbacks beat Kansas in Maui, 65-64, and the Jayhawks were ranked No. 12 by the Associated Press and No. 22 by ESPN/USA Today in the final polls.

RAZORBACKS GET HOT, GO 7-2 IN THROWBACK UNIFORMS: The SEC sponsored "Throwback Week" Feb. 18-26 in which all 12 league members wore old-style uniforms. All 12 members also wore the throwbacks during the SEC Tournament in Nashville, Tenn.

During Throwback Week, Arkansas went 3-0 with wins over No. 10 Florida, Alabama and at No. 10 Tennessee. Following those wins, UA stuck with the retro look and recorded wins over Mississippi State and at Georgia. UA then beat Georgia again in the first round of the SEC Tournament before losing to No. 16 Florida.

Arkansas' first game in the throwbacks was actually on Feb. 11 at Auburn when the two schools received permission to go retro in conjunction with Auburn's centennial celebration. UA won that game.

The Razorbacks continued wearing the throwbacks in the NCAA Tournament. Although the Hogs lost to Bucknell in the first round, they finished 7-2 in the retro uniforms.

Arkansas' throwbacks were from 1978 – the year of the "Triplets." Ron Brewer, Marvin Delph and Sidney Moncrief led Arkansas into the 1978 Final Four, finished the year 32-4, won the Southwest Conference regular season title and ended the year ranked No. 5 by the Associated Press. The uniforms from that season featured a running Razorback on the front of the left shorts leg and UA letters on each side panel.

MODICA, BREWER, FERGUSON AMONG UA'S ALL-TIME LEADING SCORERS: Senior Jonathon Modica became the 28th Razorback to score 1,000 career points with 14 against Georgia on Feb. 9, 2005. He finished 12th with 1,589 points in 118 games. Ronnie Brewer became the 29th member of the 1,000-point club with a 19-point effort against Missouri State on Dec. 15, 2005. He had 1,402 points in 90 games. In the win at No. 10 Tennessee, Eric Ferguson scored 12 points to become the 30th member of UA's 1,000-point club. He finished No. 27 with 1,041 points in 117 games.

Rank	Name	Years	Total
1.	Todd Day	1989-92	2,395 (18.9)
2.	Sidney Moncrief	1976-79	2,066 (16.9)
3.	Lee Mayberry	1989-92	1,940 (14.0)
10.	Scotty Thurman	1993-95	1,650 (16.2)
11.	George Kok	1945-48	1,644 (17.5)
12.	Jonathon Modica	2003-06	1,589 (13.5)
13.	Ron Huery	1987-91	1,550 (11.6)
14.	Kareem Reid	1996-99	1,475 (11.3)
15.	Ron Brewer	1976-78	1,440 (15.8)
16.	Ronnie Brewer	2004-Present	1,416 (15.7)
26.	Tommy Boyer	1961-63	1,067 (15.2)
27.	Eric Ferguson	2003-06	1,041 (8.9)





2006 FINAL RESULTS

RECORD:	OVERALL	HOME	AWAY	NEUTRAL
ALL GAMES	(22-10)	(15-1)	(3-5)	(4-4)
CONFERENCE	(10-6)	(7-1)	(3-5)	(0-0)
NON-CONFERENCE	(12-4)	(8-0)	(0-0)	(4-4)

DATE	TIME	OPPONENT	SCORE	ATTEND	HIGH POINTS	HIGH REBOUNDS
11-18-05	7 p.m.	PORTLAND ST.	W 107-69	12354	(24)Brewer, Ronnie	(8)Townes, Darian
11-21-05	6:30 p.m.	# vs Connecticut	L 77-68	2400	(25)Ronnie Brewer	(5)Ferguson, Eric
11-22-05	11 a.m.	# vs Kansas	W 65-64	2400	(23)Ronnie Brewer	(7)Townes, Darian
11-23-05	9 a.m.	# vs Maryland	L 75-62	2400	(19)Ronnie Brewer	(4)Jefferson, Dontell
						(4)Townes, Darian
						(4)Ronnie Brewer
11-26-05	3:05 p.m.	RADFORD	W 75-55	9928	(22)Modica, Jonathon	(7)Thomas, Charles
						(7)Townes, Darian
11-30-05	8:05 p.m.	SOUTHERN MISS	W 77-35	10103	(16)Brewer, Ronnie	(5)Townes, Darian
						(5)Brewer, Ronnie
12-02-05	7:05 p.m.	MISSOURI	W 66-63	17427	(20)Brewer, Ronnie	(7)Townes, Darian
12-06-05	7:05 p.m.	TEXAS ST.	W 73-67	8478	(22)Brewer, Ronnie	(9)Hill, Steven
12-15-05	7:05 p.m.	MISSOURI ST.	W 79-75	13818	(19)Brewer, Ronnie	(8)Thomas, Charles
12-17-05	7:35 p.m.	%vs Rice	W 80-61	10961	(17)Brewer, Ronnie	(7)Brewer, Ronnie
12-21-05	9 p.m.	!vs Texas Tech	W 78-65	14280	(15)Modica, Jonathon	(7)Modica, Jonathon
12-30-05	7:05 p.m.	TEXAS-PAN AM	W 66-38	14734	(14)Modica, Jonathon	(12)Townes, Darian
01-01-06	7:35 p.m.	WESTERN ILLINOIS	W 83-54	12013	(23)Brewer, Ronnie	(11)Townes, Darian
01-07-06	7:00 p.m.	* at Mississippi St.	L 69-67	9842	(24)Brewer, Ronnie	(7)Brewer, Ronnie
01-11-06	7:05 p.m.	* LSU	L 63-58	18689	(16)Brewer, Ronnie	(8)Townes, Darian
01-14-06	2:05 p.m.	* VANDERBILT	W 78-66	18723	(19)Modica, Jonathon	(11)Brewer, Ronnie
01-18-06	7 p.m.	* at Alabama	L 78-75 (OT)	10872	(22)Brewer, Ronnie	(9)Brewer, Ronnie
01-21-06	1 p.m.	* at Auburn	W 68-52	6100	(26)Brewer, Ronnie	(12)Thomas, Charles
01-25-06	7:05 p.m.	* OLE MISS	W 71-58	18121	(20)Modica, Jonathon	(7)Brewer, Ronnie
01-29-06	1 p.m.	* at Kentucky	L 78-76	23741	(23)Brewer, Ronnie	(6)Modica, Jonathon
						(6)Thomas, Charles
02-04-06	2:05 p.m.	* SOUTH CAROLINA	W 73-59	18286	(37)Modica, Jonathon	(6)Townes, Darian
02-08-06	7 p.m.	* at LSU	L 78-77	9820	(24)Brewer, Ronnie	(7)Thomas, Charles
02-11-06	7:05 p.m.	* AUBURN	W 84-64	17679	(19)Brewer, Ronnie	(6)Townes, Darian
02-15-06	7 p.m.	* at Ole Miss	L 73-70	4019	(16)Brewer, Ronnie	(6)Modica, Jonathon
					(16)Modica, Jonathon	
02-18-06	1:05 p.m.	* FLORIDA	W 85-81 (OT)	10702	(24)Brewer, Ronnie	(7)Townes, Darian
						(7)Modica, Jonathon
02-21-06	8:05 p.m.	* ALABAMA	W 65-63	18448	(15)Townes, Darian	(6)Brewer, Ronnie
02-25-06	1 p.m.	* at Tennessee	W 73-69	22543	(15)Townes, Darian	(7)Hunter, Vincent
03-01-06	7:05 p.m.	* MISSISSIPPI ST.	W 80-70	19833	(26)Modica, Jonathon	(9)Brewer, Ronnie
03-05-06	2 p.m.	* at Georgia	W 74-57	6170	(25)Brewer, Ronnie	(15)Thomas, Charles
03-09-06	9 p.m.	& vs Georgia	W 80-67	13926	(20)Modica, Jonathon	(7)Hunter, Vincent
						(7)Ferguson, Eric
03-10-06	8:50 p.m.	& vs Florida	L 74-71	17777	(18)Brewer, Ronnie	(7)Brewer, Ronnie
03-17-06	11:30 a.m.	@ vs Bucknell	L 59-55	19028	(19)Modica, Jonathon	(7)Thomas, Charles

Home games in bold # - Maui Invitational, Maui, Hawaii % - Alltel Arena, North Little Rock, Ark.
! - American Airlines Center, Dallas, Texas & - SEC Tournament, Nashville, Tenn. @ - NCAA Tournament, Dallas, Texas

ATTENDANCE SUMMARY	GAMES	TOTALS	AVG/GAME
HOME	16	239336	14959
AWAY	8	93107	11639
NEUTRAL	8	83172	10397
TOTAL	32	415615	12988

Jonathon Modica finished his career No. 12 on UA's all-time scoring list with 1,589 points.



2006 REVIEW FINAL RESULTS



2006 FINAL STATISTICS (Overall)

RECORD:	OVERALL	HOME	AWAY	NEUTRAL																
ALL GAMES	(22-10)	(15-1)	(3-5)	(4-4)																
CONFERENCE	(10-6)	(7-1)	(3-5)	(0-0)																
NON-CONFERENCE	(12-4)	(8-0)	(0-0)	(4-4)																
# Player	GP-GS	Min-Avg	TOTAL		3-PTS		FT-FTA	Pct	REBOUNDS				PF	FO	A	TO	Blk	Stl	Pts	Avg
			FG-FGA	Pct	3FG-FGA	Pct			Off	Def	Tot	Avg								
10 Brewer, Ronnie	32-31	1112 34.8	197-447	.441	51-151	.338	144-192	.750	39	115	154	4.8	46	0	104	70	15	83	589	18.4
24 Modica, Jonathon	32-32	990 30.9	178-376	.473	55-157	.350	104-142	.732	58	70	128	4.0	50	0	53	66	1	36	515	16.1
21 Thomas, Charles	32-21	728 22.8	103-198	.520	6-12	.500	99-137	.723	77	83	160	5.0	79	1	25	44	5	19	311	9.7
05 Townes, Darian	32-12	714 22.3	126-252	.500	0-0	.000	52-83	.627	59	105	164	5.1	47	1	25	39	52	14	304	9.5
15 Ferguson, Eric	31-9	782 25.2	92-228	.404	41-126	.325	27-45	.600	12	62	74	2.4	60	0	82	66	0	32	252	8.1
33 Hunter, Vincent	27-1	290 10.7	35-72	.486	5-16	.313	26-46	.565	33	32	65	2.4	52	1	3	15	10	4	101	3.7
04 Jefferson, Dontell	32-24	730 22.8	35-85	.412	6-26	.231	27-40	.675	17	81	98	3.1	68	1	142	71	15	46	103	3.2
51 Hill, Steven	32-29	715 22.3	44-93	.473	0-0	.000	9-19	.474	38	75	113	3.5	85	5	14	26	91	23	97	3.0
14 McCurdy, Sean	30-0	232 7.7	18-56	.321	11-32	.344	7-10	.700	3	21	24	0.8	22	0	40	18	0	6	54	1.8
02 Munsey, Sammy	6-0	15 2.5	2-4	.500	2-4	.500	0-0	.000	0	1	1	0.2	0	0	1	0	0	1	6	1.0
01 McGowan, Cyrus	23-1	106 4.6	9-18	.500	0-1	.000	2-4	.500	10	18	28	1.2	29	0	2	7	4	0	20	0.9
22 Cranford, Preston	10-0	36 3.6	2-8	.250	2-8	.250	1-2	.500	1	4	5	0.5	2	0	4	2	1	2	7	0.7
TEAM									43	61	104	3.3	1		4					
Total	32	6450	841-1837	.458	179-533	.336	498-720	.692	390	728	1118	34.9	541	9	495	428	194	266	2359	73.7
Opponents	32	6450	752-1806	.416	212-558	.380	360-543	.663	408	703	1111	34.7	617	-	380	536	120	209	2076	64.9
SCORE BY PERIODS:	1st	2nd	OT	Total	DEADBALL REBOUNDS:					OFF	DEF	TOTAL								
Arkansas	1086	1253	20	2359	Arkansas					101	25	126								
Opponents	930	1127	19	2076	Opponents					77	25	102								

2006 FINAL STATISTICS (SEC games only)

RECORD:	OVERALL	HOME	AWAY	NEUTRAL																
ALL GAMES	(10-6)	(7-1)	(3-5)	(0-0)																
CONFERENCE	(10-6)	(7-1)	(3-5)	(0-0)																
NON-CONFERENCE	(0-0)	(0-0)	(0-0)	(0-0)																
# Player	GP-GS	Min--Avg	TOTAL		3-PTS		FT-FTA	Pct	REBOUNDS				PF	FO	A	TO	Blk	Stl	Pts	Avg
			FG-FGA	Pct	3FG-FGA	Pct			Off	Def	Tot	Avg								
10 Brewer, Ronnie	16-15	578 36.1	98-225	.436	26-75	.347	79-105	.752	21	71	92	5.8	26	0	51	40	6	29	301	18.8
24 Modica, Jonathon	16-16	535 33.4	94-205	.459	34-88	.386	62-79	.785	28	40	68	4.3	21	0	27	24	1	18	284	17.8
21 Thomas, Charles	16-8	381 23.8	56-105	.533	3-8	.375	47-66	.712	41	49	90	5.6	44	1	11	16	3	5	162	10.1
05 Townes, Darian	16-7	368 23.0	61-122	.500	0-0	.000	19-37	.514	20	51	71	4.4	25	1	14	21	22	4	141	8.8
15 Ferguson, Eric	16-6	424 26.5	52-129	.403	24-73	.329	12-21	.571	7	32	39	2.4	30	0	44	36	0	15	140	8.8
51 Hill, Steven	16-15	359 22.4	23-45	.511	0-0	.000	8-14	.571	24	33	57	3.6	43	2	10	13	46	11	54	3.4
33 Hunter, Vincent	15-1	122 8.1	14-26	.538	2-4	.500	12-21	.571	14	15	29	1.9	22	1	0	7	4	0	42	2.8
04 Jefferson, Dontell	16-11	333 20.8	10-33	.303	2-12	.167	5-8	.625	6	45	51	3.2	32	1	61	32	5	21	27	1.7
14 McCurdy, Sean	15-0	100 6.7	5-20	.250	3-14	.214	3-6	.500	0	7	7	0.5	12	0	19	9	0	2	16	1.1
01 McGowan, Cyrus	12-1	47 3.9	3-7	.429	0-0	.000	1-2	.500	4	6	10	0.8	14	0	0	1	1	0	7	0.6
22 Cranford, Preston	3-0	3 1.0	0-1	.000	0-1	.000	0-0	.000	0	0	0	0.0	1	0	1	0	0	0	0	0.0
TEAM									25	29	54	3.4	0		1					
Total	16	3250	416-918	.453	94-275	.342	248-359	.691	190	378	568	35.5	270	6	238	200	88	105	1174	73.4
Opponents	16	3250	396-932	.425	105-289	.363	181-281	.644	212	363	575	35.9	312	-	194	237	56	103	1078	67.4
SCORE BY PERIODS:	1st	2nd	OT	Total	DEADBALL REBOUNDS:					OFF	DEF	TOTAL								
Arkansas	536	618	20	1174	Arkansas					50	9	59								
Opponents	485	574	19	1078	Opponents					38	11	49								

OVERALL TEAM STATISTICS

TEAM STATISTICS	AR	OPP	TEAM STATISTICS	AR	OPP		
SCORING	2359	2076	TURNOVERS	428	536		
Points per game	73.7	64.9	Turnovers per game	13.4	16.8		
Scoring margin	+8.8	-	Turnover margin	+3.4	-		
FIELD GOALS-ATT	841-1837	752-1806	Assist/turnover ratio	1.2	0.7		
Field goal pct	.458	.416	STEALS	266	209		
3 POINT FG-ATT	179-533	212-558	Steals per game	8.3	6.5		
3-point FG pct	.336	.380	BLOCKS	194	120		
3-pt FG made per game	5.6	6.6	Blocks per game	6.1	3.8		
FREE THROWS-ATT	498-720	360-543	WINNING STREAK	0	-		
Free throw pct	.692	.663	Home win streak	7	-		
REBOUNDS	1118	1111	ATTENDANCE	239336	176279		
Rebounds per game	34.9	34.7	Home games-Avg/Game	16-14958	8-11638		
Rebounding margin	+0.2	-	Neutral site-Avg/Game	-	8-10396		
ASSISTS	495	380	SCORE BY PERIODS:	1st	2nd	OT	Total
Assists per game	15.5	11.9	Arkansas	1086	1253	20	2359
			Opponents	930	1127	19	2076

SEC TEAM STATISTICS

TEAM STATISTICS	AR	OPP	TEAM STATISTICS	AR	OPP		
SCORING	1174	1078	TURNOVERS	200	237		
Points per game	73.4	67.4	Turnovers per game	12.5	14.8		
Scoring margin	+6.0	-	Turnover margin	+2.3	-		
FIELD GOALS-ATT	416-918	396-932	Assist/turnover ratio	1.2	0.8		
Field goal pct	.453	.425	STEALS	105	103		
3 POINT FG-ATT	94-275	105-289	Steals per game	6.6	6.4		
3-point FG pct	.342	.363	BLOCKS	88	56		
3-pt FG made per game	5.9	6.6	Blocks per game	5.5	3.5		
FREE THROWS-ATT	248-359	181-281	WINNING STREAK	5	-		
Free throw pct	.691	.644	Home win streak	7	-		
REBOUNDS	568	575	ATTENDANCE	140481	93107		
Rebounds per game	35.5	35.9	Home games-Avg/Game	8-17560	8-11638		
Rebounding margin	-0.4	-	Neutral site-Avg/Game	-	0-0		
ASSISTS	238	194	SCORE BY PERIODS:	1st	2nd	OT	Total
Assists per game	14.9	12.1	Arkansas	536	618	20	1174
			Opponents	485	574	19	1078



2006 GAME-BY-GAME TEAM STATISTICS

Opponent	— TOTAL —		— 3-PTRS —				— REBOUNDS —				PF	A	TO	Blk	Stl	Score
	FG-FGA	Pct	3FG-FGA	Pct	FT-FTA	Pct	Off	Def	Tot	Avg						
Portland St.	23-68	.338	13-26	.500	10-15	.667	18	14	32	32.0	17	14	20	5	6	69
ARKANSAS	41-68	.603	8-16	.500	17-22	.773	15	29	44	44.0	19	30	15	7	13	107 W
Arkansas	25-57	.439	3-13	.231	15-19	.789	9	16	25	34.5	22	11	20	4	13	68 L
%Connecticut	27-53	.509	2-6	.333	21-25	.840	12	25	37	34.5	21	10	23	3	8	77
Kansas	28-57	.491	6-17	.353	2-5	.400	10	23	33	34.0	16	19	16	8	7	64
%Arkansas	25-56	.446	5-10	.500	10-14	.714	11	21	32	33.7	16	13	14	4	7	65 W
Maryland	26-55	.473	3-12	.250	20-26	.769	13	22	35	34.2	22	14	21	3	11	75
%Arkansas	21-50	.420	5-18	.278	15-25	.600	9	18	27	32.0	20	12	21	4	12	62 L
Radford	16-65	.246	5-21	.238	18-23	.783	20	22	42	35.8	19	8	12	2	6	55
ARKANSAS	29-62	.468	6-22	.273	11-19	.579	16	30	46	34.8	19	22	15	6	11	75 W
Southern Miss	12-48	.250	6-18	.333	5-13	.385	14	18	32	35.2	18	7	19	3	3	35
ARKANSAS	28-48	.583	8-16	.500	13-22	.591	7	25	32	34.3	15	21	9	8	12	77 W
Missouri	23-52	.442	9-18	.500	8-17	.500	10	17	27	34.0	25	12	16	2	8	63
ARKANSAS	23-50	.460	5-14	.357	15-23	.652	12	20	32	34.0	16	16	16	9	4	66 W
Texas St.	27-58	.466	12-19	.632	1-5	.200	12	18	30	33.5	18	19	11	3	2	67
ARKANSAS	27-55	.491	7-20	.350	12-19	.632	14	21	35	34.1	12	18	10	12	8	73 W
Missouri St.	29-68	.426	5-21	.238	12-17	.706	16	22	38	34.0	24	14	21	5	9	75
ARKANSAS	28-61	.459	2-9	.222	21-29	.724	11	24	35	34.2	17	16	16	10	12	79 W
Rice	24-50	.480	3-11	.273	10-14	.714	7	23	30	33.6	16	12	18	6	7	61
ARKANSAS	26-61	.426	9-20	.450	19-23	.826	15	21	36	34.4	14	16	12	4	10	80 W
Arkansas	28-60	.467	2-11	.182	20-30	.667	12	19	31	34.1	21	9	11	7	12	78 W
Texas Tech	23-51	.451	3-12	.250	16-19	.842	8	24	32	33.5	24	10	21	4	3	65
Texas-Pan American	14-47	.298	3-9	.333	7-17	.412	10	23	33	33.4	15	6	24	4	10	38
ARKANSAS	23-64	.359	6-18	.333	14-18	.778	18	28	46	35.1	15	15	17	12	9	66 W
W. Illinois	19-53	.358	6-15	.400	10-12	.833	15	19	34	33.5	21	10	24	1	5	54
ARKANSAS	27-53	.509	5-18	.278	24-38	.632	14	18	32	34.8	15	16	13	8	14	83 W
Arkansas	26-68	.382	5-22	.227	10-21	.476	10	24	34	34.8	18	13	4	4	10	67 L
Mississippi St.*	26-57	.456	5-15	.333	12-19	.632	9	36	45	34.3	19	11	16	5	1	69
LSU	27-68	.397	0-8	.000	9-16	.563	16	28	44	34.7	14	12	8	2	3	63
ARKANSAS*	23-55	.418	6-16	.375	6-11	.545	7	27	34	34.9	16	12	13	6	1	58 L
Vanderbilt	22-58	.379	11-22	.500	11-13	.846	9	11	20	34.0	24	15	11	1	4	66
ARKANSAS*	25-47	.532	4-13	.308	24-32	.750	14	25	39	35.0	15	12	18	7	6	78 W
Arkansas	31-74	.419	8-27	.296	5-9	.556	20	25	45	35.6	23	15	13	9	4	75 L (OT)
Alabama*	26-65	.400	4-14	.286	22-33	.667	20	26	46	34.7	13	9	11	7	7	78
Arkansas	21-55	.382	5-13	.385	21-25	.840	12	23	35	35.6	14	13	19	4	10	68 W
Auburn*	19-51	.373	4-19	.211	10-17	.588	12	23	35	34.7	23	12	23	7	12	52
Ole Miss	22-55	.400	6-19	.316	8-11	.727	14	21	35	34.7	20	10	17	2	6	58
ARKANSAS*	28-52	.538	2-10	.200	13-18	.722	8	21	29	35.2	12	21	12	10	4	71 W
Arkansas	27-56	.482	9-16	.563	13-19	.684	8	23	31	35.0	20	13	16	3	6	76 L
Kentucky*	31-61	.508	7-22	.318	9-18	.500	13	24	37	34.8	15	15	14	1	9	78
South Carolina	20-52	.385	6-17	.353	13-18	.722	12	16	28	34.5	17	10	15	2	5	59
ARKANSAS*	25-49	.510	7-16	.438	16-23	.696	10	22	32	34.9	15	19	11	5	7	73 W
Arkansas	27-61	.443	6-16	.375	17-22	.773	11	21	32	34.7	16	12	15	3	9	77
LSU*	33-62	.532	7-15	.467	5-11	.455	14	25	39	34.7	19	18	21	7	13	78 L
Auburn	22-59	.373	5-16	.313	15-25	.600	18	15	33	34.6	23	12	16	4	10	64
ARKANSAS*	29-51	.569	6-18	.333	20-27	.741	9	23	32	34.7	18	16	16	4	6	84 W
Arkansas	19-48	.396	3-16	.188	29-40	.725	18	19	37	34.7	24	5	16	3	7	70 L
Ole Miss*	26-56	.464	4-13	.308	17-28	.607	22	21	43	35.0	26	15	15	0	7	73
Florida	27-62	.435	10-28	.357	17-20	.850	9	28	37	35.1	30	11	19	4	8	81
ARKANSAS*	25-63	.397	9-24	.375	26-42	.619	11	27	38	34.8	19	16	14	6	10	85 W(OT)
Alabama	23-52	.442	11-19	.579	6-7	.857	12	21	33	35.0	17	4	17	0	5	63
ARKANSAS*	24-51	.471	5-17	.294	12-19	.632	9	18	27	34.5	12	18	9	10	10	65 W
Arkansas	30-63	.476	4-14	.286	9-12	.750	16	29	45	34.9	19	24	10	5	1	73 W
Tennessee*	23-53	.434	8-22	.364	15-21	.714	5	19	24	34.6	16	16	6	3	8	69
Mississippi St.	28-64	.438	12-22	.545	2-5	.400	15	20	35	34.6	18	15	12	4	3	70
ARKANSAS*	27-53	.509	10-20	.500	16-24	.667	11	23	34	34.9	15	18	8	7	6	80 W
Arkansas	29-72	.403	5-17	.294	11-15	.733	17	28	45	35.2	14	11	6	2	8	74 W
Georgia*	21-57	.368	5-18	.278	10-19	.526	12	29	41	34.8	18	9	16	7	2	57
Georgia	24-56	.429	10-28	.357	9-14	.643	13	23	36	34.9	16	11	22	10	8	67
Arkansas&	29-65	.446	6-20	.300	16-21	.762	15	23	38	35.3	15	15	15	3	10	80 W
Arkansas	26-62	.419	6-21	.286	13-15	.867	10	17	27	35.0	19	14	11	4	10	71 L
Florida&	24-49	.490	10-15	.667	16-22	.727	10	26	36	34.9	15	10	17	3	3	74
Bucknell	17-44	.386	11-21	.524	14-18	.778	8	21	29	34.7	17	10	14	2	10	59
Arkansas@	19-47	.404	2-12	.167	15-24	.625	12	20	32	34.9	15	13	13	4	4	55 L
Arkansas	841-1837	.458	179-533	.336	498-720	.692	390	728	1118	34.9	541	495	428	194	266	73.7 ppg
Opponents	752-1806	.416	212-558	.380	360-543	.663	408	703	1111	34.7	617	380	536	120	209	64.9 ppg

ARKANSAS AVERAGES

Games played:	32
Rebounds/game:	34.9
Points/game:	73.7
Assists/game:	



GAME-BY-GAME POINTS-REBOUNDS-ASSISTS

ALL GAMES

2006 REVIEW GAME-BY-GAME POINTS-REBOUNDS-ASSISTS

Opponent	1 McGowan	2 Munsey	4 Jefferson	5 Townes	10 Brewer	14 McCurdy	15 Ferguson	21 Thomas	22 Cranford	24 Modica	33 Hunter	51 Hill
PORTLAND ST.	6-7-0	3-1-1	+8-5-15	+14-8-2	+24-2-2	7-4-6	DNP	+20-7-2	3-3-0	+16-1-2	DNP	6-4-0
vs Connecticut	0-0-0	DNP	+8-1-2	+4-4-1	+25-2-2	0-1-0	6-5-4	+4-4-0	DNP	+13-3-2	DNP	8-3-0
vs Kansas	0-0-0	DNP	+13-1-5	10-7-1	+23-2-3	0-0-0	7-2-0	+2-4-0	DNP	+8-6-3	DNP	+2-4-1
vs Maryland	0-2-0	DNP	+3-4-2	13-4-1	+19-4-2	0-1-0	4-1-4	+10-4-1	DNP	+11-0-2	DNP	+2-4-0
RADFORD	3-0-0	0-0-0	+0-3-8	8-7-1	+16-4-5	3-4-4	6-0-1	+12-7-0	0-1-0	+22-6-2	5-6-1	+0-3-0
SOUTHERN MISS	0-3-0	0-0-0	+2-2-8	+14-5-0	+16-5-3	4-2-2	3-1-0	9-1-1	1-1-1	+14-2-4	10-4-1	+4-4-1
MISSOURI	DNP	DNP	+4-2-6	+8-7-0	+20-4-4	0-0-2	2-3-2	11-4-0	DNP	+19-3-2	0-2-0	+2-4-0
TEXAS ST.	DNP	DNP	+5-3-8	+8-4-2	+22-3-3	DNP	11-4-3	3-1-1	DNP	+14-5-0	4-2-0	+6-9-1
MISSOURI ST.	DNP	DNP	+10-6-6	15-6-0	+19-3-4	0-0-1	11-2-1	+17-8-2	DNP	+2-5-2	2-0-0	+3-4-0
vs Rice	2-2-0	3-0-0	+2-2-4	16-6-1	+17-7-5	0-0-0	13-3-3	+8-2-1	0-0-1	+15-5-1	4-3-0	+0-3-0
vs Texas Tech	0-0-0	DNP	+14-5-3	8-5-0	+12-4-2	3-1-0	13-3-3	+8-4-0	DNP	+15-7-1	5-1-0	+0-1-0
TEXAS-PAN AM	2-2-1	0-0-0	+2-2-2	8-12-1	+2-2-3	10-2-1	7-1-3	+7-6-0	3-0-0	+14-8-3	9-1-0	+2-4-1
WESTERN ILLINOIS	0-2-0	0-0-0	+5-3-8	19-11-0	+23-5-1	6-0-0	1-1-4	+5-3-2	0-0-1	+16-4-0	8-2-0	+0-1-0
at Mississippi St.	2-1-0	DNP	+0-5-4	+0-5-1	+24-7-4	0-1-0	6-4-2	+5-3-0	DNP	+20-1-1	DNP	10-6-1
LSU	2-2-0	DNP	+0-3-3	+14-8-0	+16-7-3	3-0-4	10-2-2	2-1-0	DNP	+7-3-0	0-2-0	+4-3-0
VANDERBILT	0-0-0	DNP	+3-5-6	+17-5-1	+29-11-1	3-0-1	8-2-1	15-4-0	DNP	+19-5-1	0-0-0	+4-6-1
at Alabama	0-0-0	DNP	+2-6-8	+17-6-2	+22-9-0	3-2-2	7-2-2	12-8-0	DNP	+6-4-0	0-0-0	+6-6-1
at Auburn	DNP	DNP	+2-5-7	+6-5-1	+26-5-2	0-0-0	3-0-1	12-12-1	DNP	+17-4-0	0-0-0	+2-1-1
OLE MISS	1-2-0	DNP	+4-6-9	+13-1-1	+19-7-4	0-0-1	0-0-2	8-4-2	0-0-0	+20-6-2	0-0-0	+6-2-0
at Kentucky	DNP	DNP	+2-5-1	+9-1-2	+23-5-3	3-0-1	19-4-2	5-6-1	DNP	+13-6-2	0-0-0	+2-1-1
SOUTH CAROLINA	2-0-0	DNP	2-2-4	4-6-0	+10-4-7	0-0-0	+4-3-4	13-3-2	DNP	+37-3-2	+1-4-0	+0-4-0
at LSU	+0-2-0	DNP	+2-2-2	10-5-0	+24-5-1	0-0-2	7-1-2	10-7-0	DNP	+20-4-4	0-0-0	+4-2-1
AUBURN	0-1-0	DNP	+5-0-1	6-6-1	+19-4-6	4-1-1	9-2-3	+13-5-0	0-0-1	+17-3-2	7-2-0	+4-4-1
at Ole Miss	0-1-0	DNP	+5-5-3	6-1-0	+16-1-0	0-0-0	15-2-1	+9-5-0	DNP	+16-6-1	3-4-0	+0-2-0
FLORIDA	0-0-0	DNP	0-0-0	3-7-2	+24-3-4	0-1-1	+12-6-4	+10-3-2	DNP	+22-7-3	11-3-0	+3-4-0
ALABAMA	DNP	DNP	0-1-3	15-4-1	+12-6-3	0-1-5	+10-2-3	+10-3-0	DNP	+11-3-1	2-3-0	+5-3-2
at Tennessee	DNP	DNP	0-3-4	15-6-1	+9-5-9	DNP	+12-4-5	+11-6-0	DNP	+14-6-5	10-7-0	+2-6-0
MISSISSIPPI ST.	0-0-0	DNP	+0-1-5	4-3-0	23-9-3	0-0-1	+7-3-5	+12-5-1	DNP	+26-1-2	6-2-0	+2-3-1
at Georgia	0-1-0	DNP	0-2-1	2-2-1	+25-4-1	0-1-0	+11-2-5	+15-15-2	0-0-0	+19-6-1	2-2-0	+0-4-0
vs Georgia	0-0-1	DNP	0-3-1	7-2-0	+18-3-5	3-0-1	+16-7-4	+14-6-2	0-0-0	+20-1-1	2-7-0	+0-2-0
vs Florida	DNP	DNP	0-0-1	5-5-1	+18-7-4	2-2-4	+6-1-2	+17-2-1	DNP	+13-1-1	8-3-0	+2-2-0
vs Bucknell	DNP	DNP	0-5-2	6-0-0	+14-5-5	0-0-0	+6-1-4	+2-7-1	DNP	+19-3-0	2-5-1	+6-4-0

+ - Starters % - Maui Invitational, Maui, Hawaii * - Southeastern Conference games & - SEC Tournament, Atlanta, Ga. @ - NCAA Tournament, Dallas, Texas



Eric Ferguson was named the SEC's Sixth Man of the Year in 2006.



Steven Hill had better numbers against the SEC (3.4 points, 3.6 rebounds) than he did for the overall season (3.0 points, 3.5 rebounds).



SUPERLATIVES

Arkansas Game Highs

POINTS	107	vs Portland St. (11-18-05)
	85	vs Florida (02-18-06)
FIELD GOALS MADE	41	vs Portland St. (11-18-05)
FIELD GOAL ATTEMPTS	74	at Alabama (01-18-06)
FIELD GOAL PERCENTAGE	.603 (41-68)	vs Portland St. (11-18-05)
3-PT FIELD GOALS MADE	10	vs Mississippi St. (03-01-06)
3-PT FG ATTEMPTS	27	at Alabama (01-18-06)
3-PT FG PERCENTAGE	.563 (9-16)	at Kentucky (01-29-06)
FREE THROWS MADE	29	at Ole Miss (02-15-06)
FREE THROW ATTEMPTS	42	vs Florida (02-18-06)
FREE THROW PERCENTAGE	.867 (13-15)	vs Florida (03-10-06)
REBOUNDS	46	vs Texas-Pan American (12-30-05)
	46	vs Radford (11-26-05)
ASSISTS	30	vs Portland St. (11-18-05)
STEALS	14	vs Western Illinois (01-01-06)
BLOCKED SHOTS	12	vs Texas-Pan American (12-30-05)
TURNOVERS	12	vs Texas St. (12-06-05)
FOULS	21	vs Maryland (11-23-05)
	24	at Ole Miss (02-15-06)

Opponent Game Highs

POINTS	81	vs Florida (02-18-06)
FIELD GOALS MADE	33	at LSU (02-08-06)
FIELD GOAL ATTEMPTS	68	vs LSU (01-11-06)
	68	vs Missouri St. (12-15-05)
	68	vs Portland St. (11-18-05)
FIELD GOAL PERCENTAGE	.532 (33-62)	at LSU (02-08-06)
3-PT FIELD GOALS MADE	13	vs Portland St. (11-18-05)
3-PT FG ATTEMPTS	28	vs Georgia (03-09-06)
	28	vs Florida (02-18-06)
3-PT FG PERCENTAGE	.667 (10-15)	vs Florida (03-10-06)
FREE THROWS MADE	22	at Alabama (01-18-06)
FREE THROW ATTEMPTS	33	at Alabama (01-18-06)
FREE THROW PERCENTAGE	.857 (6-7)	vs Alabama (02-21-06)
REBOUNDS	46	at Alabama (01-18-06)
ASSISTS	19	vs Texas St. (12-06-05)
	19	vs Kansas (11-22-05)
STEALS	13	at LSU (02-08-06)
BLOCKED SHOTS	10	vs Georgia (03-09-06)
TURNOVERS	24	vs Western Illinois (01-01-06)
	24	vs Texas-Pan American (12-30-05)
FOULS	30	vs Florida (02-18-06)

Arkansas Game Lows

POINTS	55	vs Bucknell (03-17-06)
FIELD GOALS MADE	19	at Ole Miss (02-15-06)
	19	vs Bucknell (03-17-06)
FIELD GOAL ATTEMPTS	47	vs Vanderbilt (01-14-06)
	47	vs Bucknell (03-17-06)
FIELD GOAL PERCENTAGE	.359 (23-64)	vs Texas-Pan American (12-30-05)
3-PT FIELD GOALS MADE	2	vs Missouri St. (12-15-05)
	2	vs Texas Tech (12-21-05)
	2	vs Ole Miss (01-25-06)
	2	vs Bucknell (03-17-06)


3-PT FG ATTEMPTS	9	vs Missouri St. (12-15-05)
3-PT FG PERCENTAGE	.167 (2-12)	vs Bucknell (03-17-06)
FREE THROWS MADE	5	at Alabama (01-18-06)
FREE THROW ATTEMPTS	9	at Alabama (01-18-06)
FREE THROW PERCENTAGE	.476 (10-21)	at Mississippi St. (01-07-06)
REBOUNDS	25	vs Connecticut (11-21-05)
ASSISTS	5	at Ole Miss (02-15-06)
STEALS	1	vs LSU (01-11-06)
	1	at Tennessee (02-25-06)
BLOCKED SHOTS	2	at Georgia (03-05-06)
TURNOVERS	4	at Mississippi St. (01-07-06)
FOULS	12	vs Texas St. (12-06-05)
	12	vs Ole Miss (01-25-06)
	12	vs Alabama (02-21-06)

Opponent Game Lows

POINTS	35	vs Southern Mississippi (11-30-05)
FIELD GOALS MADE	12	vs Southern Mississippi (11-30-05)
FIELD GOAL ATTEMPTS	44	vs Bucknell (03-17-06)
FIELD GOAL PERCENTAGE	.246 (16-65)	vs Radford (11-26-05)
3-PT FIELD GOALS MADE	0	vs LSU (01-11-06)
3-PT FG ATTEMPTS	6	vs Connecticut (11-21-05)
3-PT FG PERCENTAGE	.000 (0-8)	vs LSU (01-11-06)
FREE THROWS MADE	1	vs Texas St. (12-06-05)
FREE THROW ATTEMPTS	5	vs Kansas (11-22-05)
	5	vs Texas St. (12-06-05)
	5	vs Mississippi St. (03-01-06)
FREE THROW PERCENTAGE	.200 (1-5)	vs Texas St. (12-06-05)
REBOUNDS	20	vs Vanderbilt (01-14-06)
ASSISTS	4	vs Alabama (02-21-06)
STEALS	1	at Mississippi St. (01-07-06)
BLOCKED SHOTS	0	at Ole Miss (02-15-06)
	0	vs Alabama (02-21-06)
TURNOVERS	6	at Tennessee (02-25-06)
FOULS	13	at Alabama (01-18-06)

Arkansas Individual Game Highs

POINTS	37	Modica, Jonathon vs South Carolina (02-04-06)
	26	Modica, Jonathon vs Mississippi St. (03-01-06)
	26	Brewer, Ronnie at Auburn (01-21-06)
FIELD GOALS MADE	11	Brewer, Ronnie at Georgia (03-05-06)
	11	Modica, Jonathon vs South Carolina (02-04-06)
FIELD GOAL ATT.	21	Ronnie Brewer vs Kansas (11-22-05)
FG PCT (min 5 made)	1.000 (5-5)	Thomas, Charles vs Vanderbilt (01-14-06)
	.875 (7-8)	Townes, Darian vs Western Illinois (01-01-06)
3-PT FG MADE	6	Modica, Jonathon vs Mississippi St. (03-01-06)
	6	Modica, Jonathon vs South Carolina (02-04-06)
3-PT FG ATTEMPTS	10	Brewer, Ronnie at Alabama (01-18-06)
3-PT FG PCT (min 2 made)	1.000 (2-2)	Thomas, Charles vs Vanderbilt (01-14-06)
FREE THROWS MADE	11	Brewer, Ronnie at Ole Miss (02-15-06)
	11	Brewer, Ronnie at Auburn (01-21-06)
FREE THROW ATT.	14	Brewer, Ronnie at Auburn (01-21-06)
	14	Thomas, Charles vs Missouri St. (12-15-05)
FT PCT (min 4 made)	1.000 (8-8)	Thomas, Charles vs Mississippi St. (03-01-06)
	1.000 (7-7)	Brewer, Ronnie at Kentucky (01-29-06)



Charles Thomas recorded UA's single-game highs for field goal, three-point and free-throw shooting last year.

1.000 (6-6)	Modica, Jonathon vs Auburn (02-11-06)
1.000 (6-6)	Thomas, Charles vs Texas Tech (12-21-05)
1.000 (5-5)	Modica, Jonathon at Georgia (03-05-06)
1.000 (4-4)	Brewer, Ronnie vs Florida (03-10-06)
1.000 (4-4)	Modica, Jonathon vs Florida (03-10-06)
1.000 (4-4)	Modica, Jonathon at Auburn (01-21-06)
1.000 (4-4)	Thomas, Charles vs Missouri (12-02-05)
15	Thomas, Charles at Georgia (03-05-06)
15	Jefferson, Dontell vs Portland St. (11-18-05)
6	Brewer, Ronnie vs Florida (03-10-06)
6	Ronnie Brewer vs Connecticut (11-21-05)
10	Hill, Steven vs Texas St. (12-06-05)
8	Hill, Steven vs Texas-Pan American (12-30-05)
6	Ferguson, Eric vs Florida (02-18-06)
6	Brewer, Ronnie at Kentucky (01-29-06)
6	Jonathon Modica vs Maryland (11-23-05)

DEPARTING LETTERMEN STATS



Ronnie Brewer, G, Fayetteville, Ark., JR/3L

Season	GP-S	Min-Avg	TOTAL			3-PT			REBOUNDS								
			FG-A	Pct	FG-A	Pct	FT-A	Pct	O-D-Tot	Avg	PF-D	A	TO	Bk	Stl	Pts	Avg
2003-04	28-28	907-32.4	125-260	.481	17-64	.266	74-129	.574	59-94-153	5.5	47-1	94	72	20	57	341	12.2
2004-05	30-29	955-31.8	171-360	.475	36-91	.396	108-165	.655	52-93-145	4.8	60-1	101	61	14	76	486	16.2
2005-06	32-31	1112-34.8	197-447	.441	51-151	.338	144-192	.750	39-115-154	4.8	46-0	104	70	15	83	589	18.4
Totals	90-88	2974-33.0	493-1067	.462	104-306	.340	326-486	.671	150-302-452	5.0	153-2	299	203	49	216	1416	15.7



Eric Ferguson, G, Long Island, N.Y., SR/4L

Season	GP-S	Min-Avg	TOTAL			3-PT			REBOUNDS								
			FG-A	Pct	FG-A	Pct	FT-A	Pct	O-D-Tot	Avg	PF-D	A	TO	Bk	Stl	Pts	Avg
2002-03	28-26	932-33.3	104-296	.351	46-150	.307	51-85	.600	13-73-86	3.1	70-3	91	109	2	52	305	10.9
2003-04	28-20	724-25.9	75-202	.371	29-85	.341	48-56	.857	12-61-73	2.6	60-3	78	55	6	37	227	8.1
2004-05	30-17	817-27.2	98-245	.400	44-119	.370	23-38	.605	20-60-80	2.7	48-0	128	54	3	51	263	8.8
2005-06	31-9	782-25.2	92-228	.404	41-126	.325	27-45	.600	12-62-74	2.4	60-0	82	66	0	32	252	8.1
Totals	117-72	3255-27.8	369-971	.380	160-480	.333	149-224	.665	57-256-313	2.7	238-6	379	284	11	172	1047	8.9



Dontell Jefferson, G, Lithonia, Ga., SR/2L

Season	GP-S	Min-Avg	TOTAL			3-PT			REBOUNDS								
			FG-A	Pct	FG-A	Pct	FT-FTA	Pct	O-D-Tot	Avg	PF-D	A	TO	Bk	Stl	Pts	Avg
2004-05	30-4	495-16.5	37-100	.370	12-39	.308	36-54	.667	14-47-61	2.0	58-1	63	54	2	22	122	4.1
2005-06	32-24	730-22.8	35-85	.412	6-26	.231	27-40	.675	17-81-98	3.1	68-1	142	71	15	46	103	3.2
Totals	62-28	1225-19.8	72-185	.389	18-65	.277	63-94	.670	31-128-159	2.6	126-2	205	125	17	68	225	3.6



Jonathon Modica, G, Smackover, Ark., SR/4L

Season	GP-S	Min-Avg	TOTAL			3-PT			REBOUNDS								
			FG-A	Pct	FG-A	Pct	FT-A	Pct	O-D-Tot	Avg	PF-D	A	TO	Bk	Stl	Pts	Avg
2002-03	28-19	688-24.6	117-252	.464	31-86	.360	58-88	.659	56-69-125	4.5	73-3	17	53	2	29	323	11.5
2003-04	28-23	828-29.6	157-340	.462	37-114	.325	111-142	.782	59-66-125	4.5	65-1	34	62	2	21	462	16.5
2004-05	30-12	632-21.1	103-198	.520	30-70	.429	53-91	.582	35-50-85	2.8	46-1	47	57	2	22	289	9.6
2005-06	32-32	990-30.9	178-376	.473	55-157	.350	104-142	.732	58-70-128	4.0	50-0	53	66	1	36	515	16.1
Totals	118-863	138-26.6	555-1166	.476	153-427	.358	326-463	.704	208-255-463	3.9	234-5	151	238	7	108	1589	13.5





2006 BOX SCORES

Arkansas 107, Portland St. 69 Bud Walton Arena • Nov. 18, 2005 Fayetteville, Ark. • Att.: 12,354

# Player Name	TOT-FG 3-PT			REBOUNDS										S	MIN
	FG-FGA	FG-FGA	FT-FTA	OF	DE	TOT	PF	TP	A	TO	BLK	S			
04 Sommer, Ryan*	2-6	2-4	2-2	0	1	1	0	8	5	3	0	1	26		
21 Kamara, Juma*	3-8	2-3	2-2	0	2	2	0	10	1	2	0	0	22		
22 Hollist, Tyler*	2-7	1-3	1-2	0	2	2	4	6	0	1	1	0	21		
23 Schroeder, Jake*	10-14	6-8	0-0	3	0	3	1	26	3	2	0	1	32		
44 Morrison, Scott*	3-16	0-0	2-2	7	3	10	1	8	2	0	4	0	27		
05 Hafford, Paul	2-8	2-6	0-1	2	1	3	0	6	0	2	0	3	16		
10 Neseley, Josh	0-1	0-1	0-0	0	0	0	1	0	2	4	0	1	14		
12 Locke, Anthony	0-1	0-0	0-0	0	0	0	2	0	0	1	0	0	8		
31 Sconiers, Keith	1-5	0-0	3-6	3	2	5	3	5	1	2	0	0	16		
32 Angul, Marier	0-0	0-0	0-0	1	2	3	0	0	0	0	0	0	9		
42 Mara, Tyrrell	0-2	0-1	0-0	1	2	3	5	0	0	3	0	0	9		
TEAM				1	1										
Totals	23-68	13-26	10-15	18	14	32	17	69	14	20	5	6	200		

TOTAL FG% 1st Half: 11-30 36.7% 2nd Half: 12-38 31.6% Game: 33.8% DEADB
 3-PT FG% 1st Half: 7-12 58.3% 2nd Half: 6-14 42.9% Game: 50.0% REBS
 F Throw % 1st Half: 0-1 0.0% 2nd Half: 10-14 71.4% Game: 66.7% 2, 1

# Player Name	TOT-FG 3-PT			REBOUNDS										S	MIN
	FG-FGA	FG-FGA	FT-FTA	OF	DE	TOT	PF	TP	A	TO	BLK	S			
04 Jefferson, Dontell*	2-5	0-0	4-5	2	3	5	3	8	15	4	0	1	27		
05 Townes, Darian*	7-10	0-0	0-0	2	6	8	1	14	2	4	7	1	23		
10 Ronnie Brewer*	9-16	3-6	3-4	0	2	2	1	24	2	0	0	5	27		
21 Charles Thomas*	7-12	0-0	6-7	6	1	7	2	20	2	1	0	2	23		
24 Jonathon Modica*	6-10	2-5	2-2	0	1	1	1	16	2	1	0	3	27		
01 McGowan, Cyrus	3-3	0-0	0-0	2	5	7	3	6	0	0	0	0	17		
02 Munsey, Sammy	1-1	1-1	0-0	0	1	1	0	3	1	0	0	1	5		
14 Sean McCurdy	2-2	1-1	2-2	0	4	4	3	7	6	4	0	0	23		
22 Cranford, Preston	1-3	1-3	0-0	1	2	3	0	3	0	0	0	0	14		
51 Hill, Steven	3-6	0-0	0-2	2	2	4	5	6	0	1	0	0	14		
TEAM				2	2										
Totals	41-68	8-16	17-22	15	29	44	19	107	30	15	7	13	200		

TOTAL FG% 1st Half: 22-39 56.4% 2nd Half: 19-29 65.5% Game: 60.3% DEADB
 3-PT FG% 1st Half: 5-10 50.0% 2nd Half: 3-6 50.0% Game: 50.0% REBS
 F Throw % 1st Half: 11-13 84.6% 2nd Half: 6-9 66.7% Game: 77.3% 2, 1

Officials: Doug Shows, Pat Adams, Ron Groover
 Technical fouls: Portland St.-None. Arkansas-None.
 Attendance: 12354

Score by Periods	1st	2nd	Total
Portland St.	29	40	69
Arkansas	60	47	107

No. 3 Connecticut 77, Arkansas 68 Lahaina Civic Enter • Nov. 21, 2005 Maui, Hawaii • Att.: 2,400 • ESPN2

# Player Name	TOT-FG 3-PT			REBOUNDS										S	MIN
	FG-FGA	FG-FGA	FT-FTA	OF	DE	TOT	PF	TP	A	TO	BLK	S			
05 Townes, Darian*	1-7	0-0	2-3	1	3	4	1	4	1	0	2	1	28		
21 Charles Thomas*	1-4	0-0	2-2	1	3	4	3	4	0	3	1	0	32		
04 Jefferson, Dontell*	3-5	0-2	2-2	0	1	1	4	8	2	1	0	1	28		
10 Ronnie Brewer*	8-17	1-4	8-11	1	2	1	2	25	2	5	0	6	38		
24 Jonathon Modica*	6-12	1-4	0-0	2	1	3	4	13	2	5	0	1	30		
01 McGowan, Cyrus	0-0	0-0	0-0	0	0	0	0	0	0	0	0	0	1		
14 Sean McCurdy	0-1	0-0	0-0	0	1	1	1	0	0	0	0	0	4		
15 Eric Ferguson	2-7	1-3	1-1	2	3	5	3	6	4	4	0	4	25		
51 Steven Hill	4-4	0-0	0-0	1	2	3	5	8	0	1	1	0	18		
TEAM				1	2										
Totals	25-57	3-13	15-19	9	16	25	22	68	11	20	4	13	200		

TOTAL FG% 1st Half: 12-28 42.9% 2nd Half: 13-29 44.8% Game: 43.9% DEADB
 3-PT FG% 1st Half: 1-5 20.0% 2nd Half: 2-8 25.0% Game: 23.1% REBS
 F Throw % 1st Half: 3-5 60.0% 2nd Half: 12-14 85.7% Game: 78.9% 2

# Player Name	TOT-FG 3-PT			REBOUNDS										S	MIN
	FG-FGA	FG-FGA	FT-FTA	OF	DE	TOT	PF	TP	A	TO	BLK	S			
21 Boone, Josh*	2-4	0-0	0-0	2	5	7	3	4	0	4	0	0	28		
22 Gay, Rudy*	11-19	1-2	5-7	1	3	4	2	28	2	6	0	4	33		
11 Armstrong, Hilton*	1-2	0-0	3-4	1	4	5	5	5	0	1	0	14			
24 Austrie, Craig*	1-4	0-0	4-4	0	5	5	2	6	4	2	0	35			
33 Brown, Denham*	7-16	1-4	6-6	3	1	4	3	21	3	4	0	1	33		
01 Johnson, Marcus	0-0	0-0	0-0	0	2	2	2	0	1	1	0	0	5		
04 Adrien, Jeff	4-5	0-0	3-4	3	3	6	2	11	0	2	1	0	24		
25 Garrison, Rob	0-1	0-0	0-0	0	0	0	0	0	0	0	0	0	5		
31 Anderson, Rashad	0-1	0-0	0-0	0	0	0	1	0	2	0	0	0	10		
32 Nelson, Ed	1-1	0-0	0-0	1	1	2	1	2	0	0	1	1	13		
TEAM				1	2										
Totals	27-53	2-6	21-25	12	25	37	21	77	10	23	3	8	200		

TOTAL FG% 1st Half: 15-26 57.7% 2nd Half: 12-27 44.4% Game: 50.9% DEADB
 3-PT FG% 1st Half: 0-1 0.0% 2nd Half: 2-5 40.0% Game: 33.3% REBS
 F Throw % 1st Half: 4-4 100% 2nd Half: 17-21 81.0% Game: 84.0% 2

Officials: Donnee Gray, Mike Stuart, Dick Cartmel
 Technical fouls: Arkansas-None. Connecticut-None.
 Attendance: 2400

Score by Periods	1st	2nd	Total
Arkansas	28	40	68
Troy	34	43	77

No. 23 Maryland 75, Arkansas 62 Lahaina Civic Enter • Nov. 23, 2005 Maui, Hawaii • Att.: 2,400 • ESPN

# Player Name	TOT-FG 3-PT			REBOUNDS										S	MIN
	FG-FGA	FG-FGA	FT-FTA	OF	DE	TOT	PF	TP	A	TO	BLK	S			
15 Gist, James*	5-9	0-0	1-1	2	2	5	3	11	1	1	0	2	26		
22 Caner-Medley, Nik*	2-10	0-3	1-2	1	3	4	0	5	3	3	0	2	38		
25 Ibeke, Ekene*	5-8	0-0	6-6	3	6	5	6	16	0	4	3	4	25		
05 Strawberry, D.J.*	1-3	0-1	1-3	1	0	1	5	3	1	2	0	1	17		
13 McCray, Chris*	4-8	1-4	6-7	1	1	2	2	15	6	4	0	1	37		
04 Garrison, Travis	5-5	0-0	0-0	0	7	7	4	10	1	1	0	1	21		
12 Ledbetter, Sterling	1-2	0-0	2-4	0	2	2	1	4	1	2	0	0	13		
23 Jones, Mike	3-9	2-4	1-1	2	1	3	1	9	1	3	0	0	15		
24 Brown, Parrish	0-0	0-0	0-0	0	0	0	0	0	0	0	0	0	1		
31 Bowers, Will	0-1	0-0	2-2	0	1	1	2	0	0	0	0	0	7		
TEAM				2	2										
Totals	26-55	3-12	20-26	13	22	35	22	75	14	21	3	11	200		

TOTAL FG% 1st Half: 10-29 34.5% 2nd Half: 16-26 61.5% Game: 47.3% DEADB
 3-PT FG% 1st Half: 1-7 14.3% 2nd Half: 2-5 40.0% Game: 25.0% REBS
 F Throw % 1st Half: 9-12 75.0% 2nd Half: 11-14 78.6% Game: 76.9% 4

# Player Name	TOT-FG 3-PT			REBOUNDS										S	MIN
	FG-FGA	FG-FGA	FT-FTA	OF	DE	TOT	PF	TP	A	TO	BLK	S			
21 Charles Thomas*	3-4	0-0	4-7	2	2	4	3	10	1	3	0	2	28		
51 Steven Hill*	1-4	0-0	0-0	0	4	4	4	2	0	2	1	1	20		
04 Jefferson, Dontell*	0-2	0-1	3-4	1	3	4	3	2	4	0	1	3	30		
10 Ronnie Brewer*	6-15	2-7	5-6	1	3	4	1	19	2	2	0	5	37		
24 Jonathon Modica*	4-7	2-4	1-2	0	0	0	2	11	2	6	0	1	26		
01 McGowan, Cyrus	0-0	0-0	0-0	1	2	2	0	2	0	2	1	0	6		
05 Townes, Darian	6-11	0-0	1-2	2	2	4	3	13	1	2	2	0	26		
14 Sean McCurdy	0-2	0-1	0-0	1	0	1	0	0	0	0	0	0	1		
15 Eric Ferguson	1-5	1-5	1-4	0	1	1	1	4	0	0	0	0	26		
TEAM				1	2										
Totals	21-50	5-18	15-25	9	18	27	20	62	12	21	4	12	200		

TOTAL FG% 1st Half: 11-26 42.3% 2nd Half: 10-24 41.7% Game: 42.0% DEADB
 3-PT FG% 1st Half: 3-7 42.9% 2nd Half: 2-7 28.6% Game: 27.8% REBS
 F Throw % 1st Half: 2-4 50.0% 2nd Half: 13-21 61.9% Game: 60.0% 8

Officials: Donnee Gray, Mike Stuart, Sid Rodeheffer
 Technical fouls: Maryland-None. Arkansas-None.
 Attendance: 2400

Score by Periods	1st	2nd	Total
Maryland	30	45	75
Arkansas	27	35	62

Arkansas 65, Kansas 64 Lahaina Civic Enter • Nov. 22, 2005 Maui, Hawaii • Att.: 2,400 • ESPN

# Player Name	TOT-FG 3-PT			REBOUNDS										S	MIN
	FG-FGA	FG-FGA	FT-FTA	OF	DE	TOT	PF	TP	A	TO	BLK	S			
24 Kaur, Sasha*	3-5	0-0	0-0	1	5	6	2	6	0	1	3	1	23		
33 Giles, C.J.*	6-9	0-0	0-0	1	3	4	4	12	1	2	0	0	27		
01 Hawkins, Jeff*	1-6	1-5	0-0	2	2	4	3	3	10	4	0	0	31		
03 Robinson, Russell*	4-10	0-3	0-1	1	4	5	3	8	2	1	0	2	32		
25 Rush, Brandon*	8-10	2-2	2-4	0	1	1	1	20	3	3	1	0	33		
15 Chalmers, Mario	4-8	3-6	0-0	0	0	0	1	11	2	1	0	0	26		
20 Vinson, Stephen	0-0	0-0	0-0	0	0	0	0	0	0	0	0	0	14		
23 Downs, Micah	0-2	0-1	0-0	0	1	1	0	0	0	0	0	0	7		
30 Wright, Julian	2-6	0-0	0-0	2	3	5	4	1	2	1	3	21			
34 Moody, Christian	0-1	0-0	0-0	1	1	2	2	0	2	1	0	0	10		
54 Kleinmann, Matt	0-0	0-0	0-0	0	0	0	0	0	0	0	0	0	0		
TEAM				2	3										
Totals	29-57	6-17	2-5	10	23	33	16	64	19	16					

Arkansas 77, Southern Mississippi 35

Bud Walton Arena • Nov. 30, 2005
Fayetteville, Ark. • Att.: 10,103 • FSN

Southern Mississippi 1-4														
#	Player Name	TOT-FG		3-PT		REBOUNDS						S	MIN	
		FG-FGA	FG-FGA	FT-FTA	OF	DE	TOT	PF	TP	A	TO			BLK
00	Forte, Jason*	0-2	0-0	0-0	0	2	2	3	0	1	0	0	1	20
01	Pelton, Kendaris*	2-4	2-2	0-0	0	1	1	1	6	0	1	0	0	27
05	Beasley, Courtney*	4-9	2-6	0-1	2	2	4	2	10	2	2	0	0	30
22	Cornwell, David*	0-5	0-1	0-0	1	2	3	4	0	0	4	1	0	18
23	Craft, Craig*	2-10	1-6	0-0	0	0	0	1	5	0	3	1	0	33
04	Ambres, Mildon	0-1	0-0	0-0	0	1	1	0	0	0	0	0	0	3
11	Lamonte, Kyle	1-4	1-3	0-0	0	2	2	0	3	2	2	0	0	17
15	Visockis, Donatas	0-1	0-0	0-0	1	2	3	0	0	0	2	1	1	12
20	Singleton, Jarekus	0-1	0-0	0-2	0	1	1	4	0	1	1	0	0	13
33	Simpson, Shawn	3-11	0-0	5-10	5	5	10	3	11	1	4	1	0	27
TEAM						5		5						
Totals		24-48	6-18	5-13	14	18	32	18	35	7	19	3	3	200

TOTAL FG% 1st Half: 8-23 34.8% 2nd Half: 4-25 16.0% Game: 25.0% DEADB
 3-PT. FG% 1st Half: 4-9 44.4% 2nd Half: 2-9 22.2% Game: 33.3% REBS
 F Throw % 1st Half: 1-2 50.0% 2nd Half: 4-11 36.4% Game: 38.5% 3

Arkansas 4-2														
#	Player Name	TOT-FG		3-PT		REBOUNDS						S	MIN	
		FG-FGA	FG-FGA	FT-FTA	OF	DE	TOT	PF	TP	A	TO			BLK
04	Jefferson, Dontell*	1-2	0-0	0-2	1	1	2	2	2	8	0	1	2	24
05	Townes, Darian*	5-8	0-0	4-5	1	4	5	0	14	0	1	2	1	19
10	Brewer, Ronnie*	6-11	3-5	1-2	3	2	5	1	16	3	2	1	1	29
24	Modica, Jonathon*	5-8	3-5	1-2	0	2	2	1	14	4	1	0	1	24
21	Hill, Steven*	2-2	0-0	0-0	0	4	4	1	4	1	4	3	2	23
01	McGowan, Cyrus	0-2	0-0	0-0	0	3	4	0	0	1	0	0	0	8
02	Munsey, Sammy	0-1	0-1	0-0	0	0	0	0	0	0	0	0	0	4
14	McCurdy, Sean	1-3	0-1	2-2	0	2	2	1	4	2	1	0	0	16
15	Ferguson, Eric	1-2	1-2	0-0	0	1	1	2	3	0	0	0	1	13
21	Thomas, Charles	3-3	0-0	3-5	0	1	1	0	9	1	1	0	1	16
22	Cranford, Preston	0-1	0-1	1-2	0	1	1	0	1	1	0	0	1	5
33	Hunter, Hunter	4-5	1-1	1-2	1	3	4	3	10	1	1	0	1	19
TEAM						1		2						
Totals		28-48	8-16	13-22	7	25	32	15	77	21	9	8	12	200

TOTAL FG% 1st Half: 15-25 60.0% 2nd Half: 13-23 56.5% Game: 58.3% DEADB
 3-PT. FG% 1st Half: 6-12 50.0% 2nd Half: 2-4 50.0% Game: 50.0% REBS
 F Throw % 1st Half: 3-6 50.0% 2nd Half: 10-16 62.5% Game: 59.1% 4, 2

Officials: Mike Stuart, Antonio Petty, Jeff Nichols
 Technical fouls: Southern Mississippi-None. Arkansas-None.
 Attendance: 10103

Score by Periods	1st	2nd	Total
Southern Mississippi	21	14	35
Arkansas	39	38	77

Arkansas 66, Missouri 63

Bud Walton Arena • Dec. 2, 2005
Fayetteville, Ark. • Att.: 17,427 • ARSN

Missouri 2-2														
#	Player Name	TOT-FG		3-PT		REBOUNDS						S	MIN	
		FG-FGA	FG-FGA	FT-FTA	OF	DE	TOT	PF	TP	A	TO			BLK
01	McKinney, Jimmy*	1-4	0-1	3-3	0	1	1	5	5	0	4	0	0	19
03	Gardner, Thomas*	4-11	2-5	1-4	1	2	3	4	11	2	1	0	1	30
12	Horton, Jason*	3-8	3-7	0-2	0	1	1	4	9	4	2	0	2	32
14	Young, Kevin*	6-9	0-0	1-2	4	4	8	2	13	1	0	0	3	34
15	Brown, Marshall*	4-8	2-2	0-0	1	3	4	3	10	1	0	0	1	25
02	Douglas, James	0-0	0-0	0-0	0	2	2	0	1	3	0	0	0	8
05	Lynns, Leo	2-4	0-0	3-6	0	0	0	1	7	0	4	1	0	15
23	Watkins, Marcus	1-5	0-1	0-0	1	2	3	2	2	0	1	0	0	20
33	Lawrence, Matt	2-2	2-2	0-0	1	0	1	1	6	1	0	0	1	11
44	Grimes, Kalen	0-1	0-0	0-0	0	0	0	2	0	0	1	0	0	6
TEAM						2		2		4		1		
Totals		23-52	9-18	8-17	10	17	27	25	63	12	16	2	8	200

TOTAL FG% 1st Half: 9-22 40.9% 2nd Half: 14-30 46.7% Game: 44.2% DEADB
 3-PT. FG% 1st Half: 3-9 33.3% 2nd Half: 6-9 66.7% Game: 50.0% REBS
 F Throw % 1st Half: 5-12 41.7% 2nd Half: 3-5 60.0% Game: 47.1% 6, 2

Arkansas 5-2															
#	Player Name	TOT-FG		3-PT		REBOUNDS						S	MIN		
		FG-FGA	FG-FGA	FT-FTA	OF	DE	TOT	PF	TP	A	TO			BLK	
04	Jefferson, Dontell*	1-1	0-0	2-3	0	1	1	2	3	4	6	1	0	1	26
05	Townes, Darian*	4-10	0-0	0-1	4	3	7	2	8	0	4	6	0	25	
10	Brewer, Ronnie*	6-12	3-5	5-8	1	3	4	0	20	4	1	1	2	35	
24	Modica, Jonathon*	7-13	1-4	4-5	2	1	3	1	19	2	5	0	0	33	
51	Hill, Steven*	1-3	0-0	0-0	1	3	4	3	2	0	0	0	0	23	
14	McCurdy, Sean	0-0	0-0	0-0	0	0	0	0	0	0	0	0	0	5	
15	Ferguson, Eric	1-5	0-2	0-2	1	2	3	4	2	1	0	0	0	21	
21	Thomas, Charles	3-3	1-1	4-4	1	3	4	2	11	0	0	0	1	28	
33	Hunter, Vincent	0-3	0-2	0-0	1	1	2	1	0	0	0	0	0	4	
TEAM						3		3							
Totals		23-50	5-14	15-23	12	20	32	17	66	16	16	9	4	200	

TOTAL FG% 1st Half: 12-30 40.0% 2nd Half: 11-20 55.7% Game: 46.0% DEADB
 3-PT. FG% 1st Half: 2-8 25.0% 2nd Half: 3-6 50.0% Game: 35.7% REBS
 F Throw % 1st Half: 8-11 72.7% 2nd Half: 7-12 58.3% Game: 65.2% 4, 2

Officials: Karl Hess, Pat Adams, J.B. Caldwell
 Technical fouls: Missouri-Horton, Jason. Arkansas-Ferguson, Eric; TEAM.
 Attendance: 17427

Score by Periods	1st	2nd	Total
Missouri	26	37	63
Arkansas	34	32	66

Arkansas 73, Texas St. 67

Bud Walton Arena • Dec. 6, 2005
Fayetteville, Ark. • Att.: 8,478 • ARSN

Texas State 0-6														
#	Player Name	TOT-FG		3-PT		REBOUNDS						S	MIN	
		FG-FGA	FG-FGA	FT-FTA	OF	DE	TOT	PF	TP	A	TO			BLK
00	Cook, Trevor*	4-8	3-4	0-0	2	4	6	4	11	3	3	0	1	30
02	Rockett, Jushay*	5-7	1-3	0-0	2	2	4	4	11	2	2	1	0	28
10	Langhorne, Chris*	0-4	0-1	0-0	0	2	2	0	0	4	1	0	0	23
21	Bush, Brandon*	2-9	0-3	1-4	1	3	4	2	5	1	1	1	1	31
22	Webster, C.J.*	2-8	0-0	0-0	3	0	3	1	4	1	1	0	0	20
01	Blanchard, Antwoine	3-4	3-3	0-0	1	2	3	1	9	5	1	0	0	26
11	Burroughs, Chrin*	5-6	3-3	0-0	0	1	1	3	13	1	1	0	0	17
23	Johnson, Jeremy	2-2	2-2	0-0	0	0	0	1	6	0	0	0	0	3
24	Datson, Charles	4-10	0-0	0-1	3	2	5	2	8	2	0	1	0	22
TEAM						2		2						
Totals		27-58	12-19	1-5	12	18	30	18	67	19	11	3	2	200

TOTAL FG% 1st Half: 11-25 44.0% 2nd Half: 16-33 48.5% Game: 46.6% DEADB
 3-PT. FG% 1st Half: 6-11 54.5% 2nd Half: 6-8 75.0% Game: 63.2% REBS
 F Throw % 1st Half: 1-4 25.0% 2nd Half: 0-1 0.0% Game: 20.0% 1

Arkansas 6-2														
#	Player Name	TOT-FG		3-PT		REBOUNDS						S	MIN	
		FG-FGA	FG-FGA	FT-FTA	OF	DE	TOT	PF	TP	A	TO			BLK
04	Jefferson, Dontell*	2-3	1-1	0-0	2	1	3	1	5	8	3	1	1	35
05	Townes, Darian*	3-6	0-0	2-2	2	2	4	0	8	2	1	0	0	12
10	Brewer, Ronnie*	9-18	1-8	3-5	0	3	3	0	22	3	0	2	3	38
24	Modica, Jonathon*	4-11	2-6	4-6	3	2	5	4	14	0	2	0	2	31
51	Hill, Steven*	3-4	0-0	0-0	2	7	9	2	6	1	0	10	1	35
15	Ferguson, Eric	4-8	3-5	0-0	1	3	4	1	11	3	1	0	0	23
21	Thomas, Charles	1-2	0-0	1-2	0	1	1	3	3	1	1	0	1	16
33	Hunter, Vincent	1-3	0-0	2-4	2	0	2	1	4	0	1	1	1	10
TEAM						2		2						
Totals		27-55	7-20	12-19	14	21	35	12	73	18	10	12	8	200

TOTAL FG% 1st Half: 12-29 41.4% 2nd Half: 15-26 57.7% Game: 49.1% DEADB
 3-PT. FG% 1st Half: 3-9 33.3% 2nd Half: 4-11 36.4% Game: 35.0% REBS
 F Throw % 1st Half: 10-13 76.9% 2nd Half: 2-6 33.3% Game: 63.2% 3, 1

Officials: Doug Shows, Mike Nance, John Goble
 Technical fouls: Texas State-None. Arkansas-None.
 Attendance: 8478

Score by Periods	1st	2nd	Total
Texas State	29	38	67
Arkansas	37	36	73



Steven Hill set a Bud Walton Arena record and tied the school record with 10 blocked shots against Texas State.

Arkansas 79, Missouri St. 75

Bud Walton Arena • Dec. 15, 2005
Fayetteville, Ark. • Att.: 13,818 • ARSN

Missouri St. 6-1															
#	Player Name	TOT-FG		3-PT		REBOUNDS						S	MIN		
		FG-FGA	FG-FGA	FT-FTA	OF	DE	TOT	PF	TP	A	TO			BLK	
00	Biyeu, Nathan*	4-6	1-2	0-0	2	4	6	3	9	3	4	0	1	22	
03	Chaney, Tyler*	6-16	1-6	1-1	1	3	4	3	14	3	4	0	1	35	
15	Ahearn, Blake*	5-18	2-9	4-5	0	0	0	2	16	4	5	0	1	34	
21	Thompson, Deke*	2-8	0-2	2-2	2	1	3	1	6	2	2	1	1	24	
41	Frazier, Sky*	5-9	0-1	3-4	2	7	9	3	13	0	2	2	1	21	
02	Lamberth, Dale	3-5	1-1	0-1	1	1	2	3	7	0	0	0	0	17	
04	Richards, Drew	3-4	0-0	1-2	2	3	5	4	7	1	2	1	0	20	
12	Laurie, Shane	0-0	0-0	0-0	0	1	1	1	0	0	1	0	0	2	14
30	Easley, Kellen	1-2	0-0	1-2	1	2	3	4	3	1	1	1	0	13	

ARKANSAS

28 NCAA TOURNAMENT BIDS



Sean McCurdy's three-point heave from beyond mid-court gave the Hogs a 39-36 halftime lead in the victory over Texas Tech.

Arkansas 78, Texas Tech 65

American Airlines Center • Dec. 21, 2005

Dallas, Texas • Att.: 14,280 • ESPN2

# Player Name	TOT-FG		3-PT		REBOUNDS					S	MIN		
	FG-FGA	FG-FGA	FT-FTA	OF	DE	TOT	PF	TP	A			TO	BLK
04 Jefferson, Dontell*	5-12	1-4	3-4	1	4	5	1	14	3	1	1	0	28
10 Brewer, Ronnie*	4-11	0-2	4-7	1	3	4	2	12	2	2	2	5	37
21 Thomas, Charles*	1-6	0-0	6-6	3	1	4	4	8	0	3	0	2	15
24 Modica, Jonathon*	7-11	0-2	1-3	3	4	7	2	15	1	2	0	2	31
51 Hill, Steven*	0-1	0-0	0-0	1	0	1	3	0	0	0	1	0	19
01 McGowan, Cyrus	0-0	0-0	0-0	0	0	0	1	0	0	1	1	0	3
05 Townes, Darian	4-9	0-0	0-1	3	2	5	1	8	0	2	2	2	26
14 McCurdy, Sean	1-1	1-1	0-0	0	1	1	0	3	0	0	0	0	1
15 Ferguson, Eric	5-8	0-2	3-4	0	3	3	4	13	3	0	0	2	27
33 Hunter, Vincent	1-1	0-0	3-5	0	1	1	3	5	0	1	0	0	13
TEAM													
Totals	28-60	2-11	20-30	12	19	31	21	78	9	11	7	12	200

TOTAL FG% 1st Half: 13-31 41.9% 2nd Half: 15-29 51.7% Game: 46.7% DEADB
 3-PT. FG% 1st Half: 2-9 22.2% 2nd Half: 0-2 0.0% Game: 18.2% REBS
 F Throw % 1st Half: 11-16 68.8% 2nd Half: 9-14 64.3% Game: 66.7% 0, 4

Texas Tech 6-6

# Player Name	TOT-FG		3-PT		REBOUNDS					S	MIN		
	FG-FGA	FG-FGA	FT-FTA	OF	DE	TOT	PF	TP	A			TO	BLK
13 Martin, Terry*	0-5	0-3	0-0	1	3	4	4	0	1	4	0	0	22
20 Voskuil, Alan*	1-1	1-1	0-0	0	5	5	2	3	1	4	0	1	10
21 Lowhorn, Dior*	2-5	0-0	2-3	0	0	0	2	6	0	2	0	0	14
22 Jackson, Jamius*	5-12	1-5	8-8	0	3	3	3	19	2	5	0	0	40
32 Pfeifer, Jon*	4-9	0-0	1-2	3	1	4	3	9	0	1	0	0	19
03 Zeno, Martin	2-6	0-0	3-4	1	5	6	2	7	2	2	0	1	38
05 Coffman, Drew	0-1	0-1	0-0	0	0	0	1	0	0	0	0	0	4
11 Buttell, Jeremy	0-0	0-0	0-0	0	1	1	0	0	0	0	0	0	2
30 Prince, Michael	2-3	0-0	2-2	1	0	1	3	6	1	2	1	0	10
31 Ogden, Tanner	1-1	1-1	0-0	0	1	1	3	1	1	0	1	0	8
44 Dora, Darryl	6-8	0-1	0-0	2	5	7	3	12	1	0	1	0	33
TEAM													
Totals	23-51	3-12	16-19	8	24	32	24	65	10	21	4	3	200

TOTAL FG% 1st Half: 12-26 46.2% 2nd Half: 13-25 52.0% Game: 45.1% DEADB
 3-PT. FG% 1st Half: 1-7 14.3% 2nd Half: 2-5 40.0% Game: 25.0% REBS
 F Throw % 1st Half: 11-13 84.6% 2nd Half: 5-6 83.3% Game: 84.2% 0, 6

Officials: Tony Greene, Mike Thibodeaux, J.B. Caldwell

Technical fouls: Arkansas-None. Texas Tech-None.

Attendance: 14280

Score by Periods	1st	2nd	Total
Arkansas	39	39	78
Texas Tech	36	29	65

Arkansas 66, Texas-Pan American 38

Bud Walton Arena • Dec. 30, 2005

Fayetteville, Ark. • Att.: 14,734 • ARSN

# Player Name	TOT-FG		3-PT		REBOUNDS					S	MIN		
	FG-FGA	FG-FGA	FT-FTA	OF	DE	TOT	PF	TP	A			TO	BLK
00 East, Derrick*	4-7	1-1	4-6	2	4	6	3	13	0	4	0	3	30
02 Gaither, Cori*	3-5	1-2	0-1	0	1	1	2	7	0	0	0	0	23
03 Sheppard, Larry*	1-8	0-1	1-4	0	4	4	3	3	5	7	0	4	40
15 Shankle, Dexter*	2-8	0-2	1-2	1	6	7	2	5	0	2	0	3	37
23 Lien, Colin*	2-8	0-0	1-4	0	5	5	2	5	0	2	0	0	28
12 Robinson, Alex	1-4	1-2	0-0	2	1	3	2	3	0	1	1	0	20
21 Edwards, Cano	1-6	0-1	0-0	0	0	0	1	2	0	0	1	0	14
32 Trader, Zach	0-1	0-0	0-0	1	1	2	0	0	1	0	0	0	8
TEAM													
Totals	14-47	3-9	7-17	10	23	33	15	38	6	24	4	10	200

TOTAL FG% 1st Half: 9-22 40.9% 2nd Half: 9-22 40.9% Game: 29.8% DEADB
 3-PT. FG% 1st Half: 1-6 16.7% 2nd Half: 2-3 66.7% Game: 33.3% REBS
 F Throw % 1st Half: 1-4 25.0% 2nd Half: 6-13 46.2% Game: 41.2% 4, 1

Arkansas 10-2

# Player Name	TOT-FG		3-PT		REBOUNDS					S	MIN		
	FG-FGA	FG-FGA	FT-FTA	OF	DE	TOT	PF	TP	A			TO	BLK
04 Jefferson, Dontell*	1-5	0-1	0-0	0	2	2	3	2	2	4	0	1	21
10 Brewer, Ronnie*	1-7	0-3	0-0	1	1	2	0	2	3	3	2	0	21
21 Thomas, Charles*	2-6	0-0	3-4	6	0	6	1	7	0	0	0	0	10
24 Modica, Jonathon*	4-13	1-4	5-7	3	5	8	1	14	3	5	0	1	28
51 Hill, Steven*	1-2	0-0	0-1	3	4	2	2	1	1	8	2	3	31
01 McGowan, Cyrus	1-1	0-0	0-0	1	1	2	1	2	1	1	0	0	7
02 Munsey, Sammy	0-1	0-1	0-0	0	0	0	0	0	0	0	0	0	2
05 Townes, Darian	2-7	0-0	4-5	4	8	12	3	8	1	1	1	2	18
14 McCurdy, Sean	4-8	2-3	0-0	2	2	2	1	10	1	0	0	0	14
15 Ferguson, Eric	2-7	1-3	2-2	1	0	1	7	3	2	0	2	25	
22 Cranford, Preston	1-1	1-1	0-0	0	0	0	3	0	0	0	0	3	
33 Hunter, Vincent	4-6	1-2	0-0	0	1	1	2	9	0	0	1	20	
TEAM													
Totals	23-64	6-18	14-18	18	28	46	15	66	15	17	12	9	200

TOTAL FG% 1st Half: 7-28 25.0% 2nd Half: 16-36 44.4% Game: 35.9% DEADB
 3-PT. FG% 1st Half: 1-9 11.1% 2nd Half: 5-9 55.6% Game: 33.3% REBS
 F Throw % 1st Half: 4-6 66.7% 2nd Half: 10-12 83.3% Game: 77.8% 3, 1

Officials: Bruce Benedict, Mike Nance, Tim Clougherty

Technical fouls: Texas-Pan American-None. Arkansas-None.

Attendance: 14734

Score by Periods	1st	2nd	Total
Texas-Pan American	12	26	38
Arkansas	19	47	66

Arkansas 83, Western Illinois 54

Bud Walton Arena • Jan. 1, 2006

Fayetteville, Ark. • Att.: 12,013 • ARSN

# Player Name	TOT-FG		3-PT		REBOUNDS					S	MIN		
	FG-FGA	FG-FGA	FT-FTA	OF	DE	TOT	PF	TP	A			TO	BLK
01 Jackson, David*	3-11	0-2	0-0	1	1	2	4	6	1	5	0	0	27
05 Opuns, Fred*	4-0	0-0	5-6	1	1	2	2	5	0	3	0	1	18
10 Hunter, Sammy*	2-5	1-2	0-0	1	1	2	5	3	1	0	0	27	
11 Okeson, Troy*	3-7	2-4	2-2	2	4	6	4	10	1	1	0	27	
34 Kente, Na'Yonta*	5-12	0-1	1-2	2	2	4	1	11	2	0	1	28	
03 Cepeda, Eric	2-5	0-1	0-0	2	6	3	4	0	3	1	2	23	
15 Blalock, Sean	1-2	0-0	0-0	0	3	3	0	2	2	0	0	16	
23 Taylor, Lorenzo	0-1	0-0	0-0	0	2	2	0	0	2	0	0	5	
24 Koster, Nathan	1-1	1-1	0-0	0	0	0	0	3	1	0	0	6	
32 Gonzalez, Chris	2-4	2-4	0-0	1	0	1	0	6	1	2	0	10	
33 Samuel, Eze	0-1	0-0	2-2	2	1	3	2	0	0	0	0	10	
45 Woodside, Jeff	0-0	0-0	0-0	0	0	0	0	0	1	0	0	3	
TEAM													
Totals	19-53	6-15	10-12	15	19	34	22	54	10	24	1	5	200

TOTAL FG% 1st Half: 10-29 34.5% 2nd Half: 9-24 37.5% Game: 35.8% DEADB
 3-PT. FG% 1st Half: 4-9 44.4% 2nd Half: 2-6 33.3% Game: 40.0% REBS
 F Throw % 1st Half: 3-4 75.0% 2nd Half: 7-8 87.5% Game: 83.3% 3

Arkansas 11-2

# Player Name	TOT-FG		3-PT		REBOUNDS					S	MIN		
	FG-FGA	FG-FGA	FT-FTA	OF	DE	TOT	PF	TP	A			TO	BLK
04 Jefferson, Dontell*	2-3	0-0	1-4	0	3	3	2	5	8	3	1	3	24
10 Brewer, Ronnie*	8-18	1-7	6-7	1	4	5	2	23	1	0	5	30	
21 Thomas, Charles*	0-2	0-0	5-6	3	0	3	5	2	2	0	0	17	
24 Modica, Jonathon*	5-10	2-6	4-8	2	2	4	1	16	0	1	0	2	23
51 Hill, Steven*	0-2	0-0	0-0	1	0	1	1	0	1	0	0	0	8
01 McGowan, Cyrus	0-0	0-0	0-0	1	1	2	1	0	0	0	1	0	7
02 Munsey, Sammy	0-0	0-0	0-0	0	0	0	0	0	0	0	0	0	1
05 Townes, Darian	7-8	0-0	5-7	5	6	11	2	19	0	0	5	1	25
14 McCurdy, Sean	2-5	2-4	0-0	0	0	0	1	6	0	0	0	3	19
15 Ferguson, Eric	0-1	0-0	1-2	0	1	1	1	4	5	0	0	18	
22 Cranford, Preston	0-0	0-0	0-0	0	0	0	0	0	1	0	0	3	
33 Hunter, Vincent	3-4	0-1	2-4	1	1	2	2	8	0	0	1	0	15
TEAM													
Totals	27-53	5-18	24-38	14	18	32	15	83	16	13	8	14	200

TOTAL FG% 1st Half: 14-27 51.9% 2nd Half: 13-26 50.0% Game: 50.9% DEADB
 3-PT. FG% 1st Half: 4-16 40.0% 2nd Half: 1-9 12.5% Game: 27.8% REBS
 F Throw % 1st Half: 8-13 69.2% 2nd Half: 15-26 60.0% Game: 63.2% 7

Officials: Mike Stuart, Mike Nance, Billy Duntap

Technical fouls: Western Illinois-Jackson, David; TEAM. Arkansas-None.

Attendance: 12013

Score by Period	1st	2nd	Total
Western Illinois			

03 Gordon, Alex	3-4	3-3	2-2	0	2	2	3	11	2	1	0	1	19
11 Metcalfe, Alan	0-1	0-1	0-0	0	0	0	0	0	0	0	0	0	2
14 Hammond, Aubrey	0-0	0-0	0-0	0	0	0	0	0	0	0	0	0	1
20 Cage, Dan	1-3	0-2	0-0	0	0	0	1	2	0	2	0	0	7
22 Carroll, DeMarre	0-2	0-0	0-0	0	2	2	4	0	0	1	0	1	22
42 Nwankwo, Davis	0-0	0-0	0-0	1	0	1	0	0	0	0	0	0	3
TEAM				1	1								
Totals	22-58	11-22	11-13	9	11	20	24	66	15	11	1	4	200

TOTAL FG%	1st Half: 9-24 37.5%	2nd Half: 13-34 38.2%	Game: 37.9%	DEADB
3-PT. FG%	1st Half: 4-10 40.0%	2nd Half: 7-12 58.3%	Game: 50.0%	REBS
F Throw %	1st Half: 1-2 50.0%	2nd Half: 10-11 90.9%	Game: 84.6%	1,1

Arkansas 12-4, 1-2

TOT-FG		3-PT		REBOUNDS										
##	Player Name	FG-FGA	FG-FGA	FT-FTA	OF	DE	TOT	PF	TP	A	TO	BLK	S	MIN
04	Jefferson, Dontell*	0-0	0-0	3-4	2	3	5	3	3	6	2	0	2	26
05	Townes, Darian*	5-10	0-0	7-9	1	4	5	2	17	1	4	3	0	26
10	Brewer, Ronnie*	3-9	1-2	2-2	5	6	11	2	9	1	2	1	1	34
24	Modica, Jonathon*	5-7	1-3	8-11	2	3	5	1	19	1	2	0	0	26
51	Hill, Steven*	2-3	0-0	0-0	3	3	6	4	4	1	4	3	0	22
01	McGowan, Cyrus	0-0	0-0	0-0	0	0	0	0	0	0	0	0	0	1
14	McCurdy, Sean	1-5	0-2	1-2	0	0	0	1	3	1	0	0	0	13
15	Ferguson, Eric	4-8	0-4	0-0	0	2	2	1	8	1	2	0	2	22
21	Thomas, Charles	5-5	2-2	3-4	1	3	4	1	15	0	2	0	1	27
33	Hunter, Vincent	0-0	0-0	0-0	0	0	0	0	0	0	0	0	0	3
TEAM					1	1								
Totals	25-47	4-13	24-32	14	25	39	15	78	12	18	7	6	200	

TOTAL FG%	1st Half: 12-24 50.0%	2nd Half: 13-23 56.5%	Game: 53.2%	DEADB
3-PT. FG%	1st Half: 3-6 50.0%	2nd Half: 1-11 9.1%	Game: 30.8%	REBS
F Throw %	1st Half: 7-9 77.8%	2nd Half: 17-23 73.9%	Game: 75.0%	4,3

Officials: Tom Lopes, Bert Smith, Everett Summers
 Technical fouls: Vanderbilt-None, Arkansas-None.
 Attendance: 18723

Score by Periods			
1st	2nd	Total	
Vanderbilt	23	43	66
Arkansas	34	44	78

Alabama 78, Arkansas 75 (OT) Coleman Coliseum • Jan. 18, 2006 Tuscaloosa, Ala. • Att.: 10,872

Arkansas 12-5, 1-3

TOT-FG		3-PT		REBOUNDS										
##	Player Name	FG-FGA	FG-FGA	FT-FTA	OF	DE	TOT	PF	TP	A	TO	BLK	S	MIN
05	Townes, Darian*	7-11	0-0	3-4	3	3	6	4	17	2	0	1	1	26
51	Hill, Steven*	3-7	0-0	0-0	3	3	6	5	6	1	7	0	0	30
04	Jefferson, Dontell*	1-3	0-2	0-1	2	4	6	3	2	8	2	0	1	37
10	Brewer, Ronnie*	8-20	4-10	2-4	2	7	9	2	22	0	3	1	40	
24	Modica, Jonathon*	2-6	2-5	0-0	3	1	4	0	6	0	2	0	0	20
01	McGowan, Cyrus	0-0	0-0	0-0	0	0	0	0	0	0	0	0	0	6
14	McCurdy, Sean	1-3	1-3	0-0	0	2	2	0	3	2	2	0	1	8
15	Ferguson, Eric	3-9	1-6	0-0	1	2	2	7	2	1	0	0	0	30
21	Thomas, Charles	6-14	0-1	0-0	5	3	8	4	12	0	1	0	0	25
33	Hunter, Vincent	0-1	0-0	0-0	0	0	0	1	0	0	1	0	0	3
TEAM					1	2								
Totals	31-74	8-27	5-9	20	25	45	23	75	15	13	9	4	225	

TOTAL FG%	1st Half: 13-38 34.2%	2nd Half: 15-31 48.4%	OT: 3-5 60.0%	Game: 41.9%	DEADB
3-PT. FG%	1st Half: 3-13 23.1%	2nd Half: 5-13 38.5%	OT: 0-1 0.0%	Game: 29.6%	REBS
F Throw %	1st Half: 1-2 50.0%	2nd Half: 2-4 50.0%	OT: 2-3 66.7%	Game: 55.6%	1

Alabama 10-6, 3-1

TOT-FG		3-PT		REBOUNDS										
##	Player Name	FG-FGA	FG-FGA	FT-FTA	OF	DE	TOT	PF	TP	A	TO	BLK	S	MIN
21	Brook, Evan*	1-1	0-0	0-0	1	4	5	0	2	1	1	0	0	20
35	Hendrix, Richard*	9-10	0-0	5-10	3	8	11	4	11	4	2	2	1	36
33	Davidson, Jeremiah*	6-18	0-0	7-10	4	5	9	2	19	2	3	3	0	44
04	Hollinger, Brandon*	0-2	0-2	0-0	1	2	3	0	0	1	2	0	0	30
22	Steele, Ronald*	8-13	2-4	7-8	2	1	3	1	25	3	1	0	3	43
12	Gee, Altonzo	4-11	0-1	1-2	3	4	7	2	9	0	1	1	1	29
23	Jean Felix	4-10	2-7	2-3	2	2	4	4	12	1	1	0	2	23
TEAM					4	4								
Totals	26-65	4-14	22-33	20	26	46	13	78	9	11	7	7	225	

TOTAL FG%	1st Half: 9-28 32.1%	2nd Half: 13-29 44.8%	OT: 4-5 80.0%	Game: 40.0%	DEADB
3-PT. FG%	1st Half: 1-4 25.0%	2nd Half: 2-7 28.6%	OT: 1-3 33.3%	Game: 28.6%	REBS
F Throw %	1st Half: 10-13 76.9%	2nd Half: 10-17 58.8%	OT: 2-3 66.7%	Game: 66.7%	5

Officials: Tony Green, Doug Shows, Joe Lindsay
 Technical fouls: Arkansas-None, Alabama-None.
 Attendance: 10872

Score by Periods			
1st	2nd	OT	Total
Arkansas	30	37	87
Alabama	29	38	117

Arkansas 68, Auburn 52 Beard-Eaves Coliseum • Jan. 21, 2006 Auburn, Ala. • Att.: 6,100

Arkansas 13-5, 2-3

TOT-FG		3-PT		REBOUNDS										
##	Player Name	FG-FGA	FG-FGA	FT-FTA	OF	DE	TOT	PF	TP	A	TO	BLK	S	MIN
05	Townes, Darian*	3-8	0-0	0-0	1	4	5	1	6	1	4	2	0	25
51	Hill, Steven*	1-2	0-0	0-0	0	1	1	2	1	1	1	3	2	21
04	Jefferson, Dontell*	1-3	0-1	0-0	0	5	5	3	2	7	3	1	5	29
10	Brewer, Ronnie*	6-15	3-5	11-14	1	4	5	3	26	2	4	0	1	35
24	Modica, Jonathon*	6-14	1-4	4-4	2	2	4	2	17	0	3	0	1	36
14	McCurdy, Sean	0-0	0-0	0-0	0	0	0	0	0	0	0	0	0	1
15	Ferguson, Eric	1-4	1-3	0-0	0	0	0	2	3	1	2	0	0	27
21	Thomas, Charles	3-9	0-0	6-7	7	5	12	2	12	1	0	0	0	25
33	Hunter, Vincent	0-0	0-0	0-0	0	0	0	0	0	0	0	0	0	1
TEAM					1	2	3							
Totals	21-55	5-13	21-25	12	23	35	14	68	13	19	4	0	200	

TOTAL FG%	1st Half: 11-27 40.7%	2nd Half: 10-28 35.7%	Game: 38.2%	DEADB
3-PT. FG%	1st Half: 2-8 25.0%	2nd Half: 3-5 60.0%	Game: 38.5%	REBS
F Throw %	1st Half: 9-10 90.0%	2nd Half: 12-15 80.0%	Game: 84.0%	3



Charles Thomas recorded the first double-double of his career with 12 points and 12 rebounds at Auburn.

Auburn 8-7, 0-4

TOT-FG		3-PT		REBOUNDS										
##	Player Name	FG-FGA	FG-FGA	FT-FTA	OF	DE	TOT	PF	TP	A	TO	BLK	S	MIN
32	Barber, Korvotney*	1-1	0-0	1-2	1	2	3	1	3	0	2	1	0	18
42	Cameron, Joey*	0-2	0-0	3-4	4	9	13	0	3	0	0	2	3	17
01	Tolbert, Frank*	1-4	0-2	0-0	0	2	2	5	2	1	7	1	1	17
23	Robertson, Quantez*	4-9	1-2	0-0	2	4	6	3	9	6	2	3	39	
33	LeMelle, Ronny*	7-19	2-10	0-2	0	1	1	3	16	3	6	2	1	38
02	Hayles, Daniel	1-2	1-1	2-2	1	1	2	3	5	1	3	0	0	22
03	Dollard, Josh	1-4	0-0	0-0	2	3	5	3	2	1	2	1	2	16
15	Hovell, Brett	0-1	0-1	0-0	0	0	0	0	0	0	0	0	0	4
21	Barrett, Rasheem	4-9	0-3	4-7	1	2	4	12	0	1	0	2	29	
TEAM					1	1	1							
Totals	19-51	4-19	10-17	12	23	35	23	52	12	23	7	12	200	

TOTAL FG%	1st Half: 11-24 45.8%	2nd Half: 8-27 29.6%	Game: 37.3%	DEADB
3-PT. FG%	1st Half: 3-10 30.0%	2nd Half: 1-9 11.1%	Game: 21.1%	REBS
F Throw %	1st Half: 4-7 57.1%	2nd Half: 6-10 60.0%	Game: 58.8%	4

Officials: Bruce Benedict, Tim Clougherty, Lee Cassell
 Technical fouls: Arkansas-None, Auburn-TEAM.
 Attendance: 6100

Score by Periods

1st	2nd	Total	
Arkansas	33	35	68
Auburn	29	23	52

Arkansas 71, Ole Miss 58 Bud Walton Arena • Jan. 25, 2006 Fayetteville, Ark. • Att.: 18,121

Ole Miss 13-5, 2-2

TOT-FG		3-PT		REBOUNDS										
##	Player Name	FG-FGA	FG-FGA	FT-FTA	OF	DE	TOT	PF	TP	A	TO	BLK	S	MIN
10	Abernethy, Todd*	3-7	2-4	0-0	0	2	2	3	8	0	3	0	0	25
11	Nolen, Londrick*	3-7	0-4	0-0	2	3	5	2	6	2	0	1	26	
20	Doyle, Bam*	2-8	1-3	2-2	0	1	1	4	7	0	0	1	25	
32	Parnell, Jeremy*	4-7	0-0	0-0	2	4	6	3	8	0	3	0	22	
44	Curtis, Dwayne*	4-12	0-0	2-2	3	7	10	2	10	3	2	0	1	30
03	Smith, Brian	1-2	1-2	0-0	0	2	2	1	3	3	2	0	0	19
12	Sanders, Clarence	4-8	2-6	2-3	0	1	1	2	12	2	0	1	1	22
15	Patterson, Brandon	0-0	0-0	0-0	0	0	0	0	0	0	1	1	1	7
21	Hampton, Trey	0-1	0-0	2-4	1	1	2	1	2	0	1	0	0	11
33	Smith, Mike	1-3	0-0	0-0	1	0	1	2	2	0	1	0	2	13
TEAM					5	5								
Totals	22-55	6-19	8-11	14	21	35	20	58	10	17	2	6	200	

TOTAL FG%	1st Half: 8-24 33.3%	2nd Half: 14-31 45.2%	Game: 40.0%	DEADB
3-PT. FG%	1st Half: 1-8 12.5%	2nd Half: 5-11 45.5%	Game: 31.6%	REBS
F Throw %	1st Half: 4-4 100%	2nd Half: 4-7 57.1%	Game: 72.7%	1

Arkansas 14-5, 3-3

TOT-FG		3-PT	
--------	--	------	--

ARKANSAS

28 NCAA TOURNAMENT BIDS



LSU 78, Arkansas 77

Maravich Center • Feb. 8, 2006
Baton Rouge, La. • Att.: 9,820 • JP Sports

# Player Name	TOT-FG		3-PT		REBOUNDS					S	MIN		
	FG-FGA	FG-FGA	FT-FTA	FT-FTA	OF	DE	TOT	PF	TP			A	TO
01 McGowan, Cyrus*	0-2	0-0	0-0	1	2	3	0	0	1	0	0	0	5
51 Hill, Steven*	2-3	0-0	0-0	2	2	2	4	1	0	1	0	0	24
04 Jefferson, Dontell*	1-4	0-1	0-0	0	2	3	2	2	0	4	2	3	23
10 Brewer, Ronnie*	8-17	2-3	6-7	1	4	5	2	24	1	4	1	1	36
24 Modica, Jonathan*	6-15	3-7	5-6	1	3	4	1	20	4	1	0	3	38
05 Townes, Darian	5-6	0-0	0-0	1	4	5	1	10	0	3	1	0	20
14 McCurdy, Sean	0-0	0-0	0-2	0	0	0	0	0	2	0	0	0	2
15 Ferguson, Eric	3-8	1-4	0-0	1	0	1	0	7	2	2	0	1	21
21 Thomas, Charles	2-6	0-1	6-7	3	4	7	4	10	0	2	0	0	30
33 Hunter, Vincent	0-0	0-0	0-0	0	0	0	0	0	0	0	0	0	1
TEAM					3	4							
Totals	27-61	6-16	17-22	11	21	32	16	77	12	15	3	9	200

TOTAL FG%	1st Half: 11-25 44.0%	2nd Half: 16-36 44.4%	Game: 44.3%	DEADB
3-PT. FG%	1st Half: 0-3 37.5%	2nd Half: 3-8 37.5%	Game: 37.5%	REBS
F Throw %	1st Half: 8-9 88.9%	2nd Half: 9-13 69.2%	Game: 77.3%	3

LSU 16-6, 8-1

# Player Name	TOT-FG		3-PT		REBOUNDS					S	MIN		
	FG-FGA	FG-FGA	FT-FTA	FT-FTA	OF	DE	TOT	PF	TP			A	TO
00 Davis, Glen*	9-18	0-1	1-4	7	9	16	3	19	3	3	1	1	37
01 Mitchell, Tasmim*	3-9	0-2	1-2	5	2	7	4	7	3	3	0	3	37
12 Thomas, Tyrus*	5-9	0-0	1-2	1	5	6	3	11	3	4	2	27	
14 Temple, Garrett*	3-6	2-5	0-0	1	1	2	2	8	3	3	2	3	33
22 Mitchell, Darrel*	10-14	5-7	2-3	0	3	3	3	27	3	7	0	3	40
04 Voogd, Ben	1-1	0-0	0-0	0	0	0	0	2	0	0	0	1	10
15 Rolle, Magnus	1-1	0-0	0-0	0	1	1	1	2	0	0	0	0	4
35 Lazare, Darnell	1-4	0-0	0-0	0	1	1	3	2	2	2	0	0	12
TEAM					3	3							
Totals	33-62	7-15	5-11	14	25	39	19	78	18	21	7	13	200

TOTAL FG%	1st Half: 18-35 51.4%	2nd Half: 15-27 55.6%	Game: 53.2%	DEADB
3-PT. FG%	1st Half: 3-7 42.9%	2nd Half: 4-8 50.0%	Game: 46.7%	REBS
F Throw %	1st Half: 8-1 0.0%	2nd Half: 5-10 50.0%	Game: 45.5%	0

Officials: Tony Greene, Gary Maxwell, Rick Crawford
Technical fouls: Arkansas-None. LSU-None.
Attendance: 9820

Score by Periods	1st	2nd	Total
Arkansas	33	44	77
LSU	39	39	78

Arkansas 84, Auburn 64

Bud Walton Arena • Feb. 11, 2006
Fayetteville, Ark. • Att.: 17,679 • FSN

Auburn 10-11, 2-8

# Player Name	TOT-FG		3-PT		REBOUNDS					S	MIN		
	FG-FGA	FG-FGA	FT-FTA	FT-FTA	OF	DE	TOT	PF	TP			A	TO
03 Dillard, Josh*	4-10	0-1	3-6	2	3	5	1	11	1	1	0	2	30
21 Barrett, Rashem*	4-11	2-4	1-2	2	4	2	11	3	0	1	3	1	33
23 Robertson, Quantez*	1-4	0-1	3-4	1	5	4	5	4	2	0	2	37	
32 Barber, Korvotney*	6-9	0-0	2-5	3	1	4	4	14	1	3	1	22	
33 LeMelle, Ronny*	4-12	2-5	3-4	5	1	6	3	13	1	4	0	3	36
00 Harris, Kerry	0-0	0-0	0-0	0	0	0	0	0	0	0	0	0	1
01 Tolbert, Frank	1-4	0-2	3-4	1	0	1	5	5	1	3	1	1	16
02 Hayes, Daniel	1-3	1-1	0-0	1	2	3	2	3	1	2	0	0	13
12 Edun, Moses	1-2	0-0	0-0	0	0	0	0	2	0	0	0	0	1
14 Smith, Drew	0-0	0-0	0-0	0	0	0	0	0	0	0	0	0	1
15 Howell, Brett	0-2	0-2	0-0	0	0	0	1	0	2	0	0	0	8
42 Cameron, Joey	0-2	0-0	0-0	1	0	1	1	0	0	0	0	0	2
TEAM					2	2	4						
Totals	22-59	5-16	15-25	18	15	33	23	64	12	16	4	10	200

TOTAL FG%	1st Half: 11-28 39.3%	2nd Half: 11-31 35.5%	Game: 37.3%	DEADB
3-PT. FG%	1st Half: 3-7 42.9%	2nd Half: 2-9 22.2%	Game: 31.3%	REBS
F Throw %	1st Half: 6-10 60.0%	2nd Half: 9-15 60.0%	Game: 60.0%	5, 2

Arkansas 16-7, 5-5

# Player Name	TOT-FG		3-PT		REBOUNDS					S	MIN		
	FG-FGA	FG-FGA	FT-FTA	FT-FTA	OF	DE	TOT	PF	TP			A	TO
04 Jefferson, Dontell*	2-3	1-2	0-0	0	0	0	1	5	1	5	0	1	22
10 Brewer, Ronnie*	7-12	2-5	3-5	1	3	4	0	19	6	0	1	3	36
21 Thomas, Charles*	5-7	0-0	3-4	2	3	5	2	13	0	0	0	0	23
24 Modica, Jonathan*	5-12	1-6	6-6	1	2	3	1	17	2	5	0	2	32
51 Hill, Steven*	1-2	0-0	2-2	1	3	4	3	4	1	3	0	0	20
01 McGowan, Cyrus	0-0	0-0	0-0	0	1	1	0	0	0	0	0	0	2
05 Townes, Darian	2-5	0-0	2-4	2	4	6	3	6	1	1	0	0	18
14 McCurdy, Sean	1-2	0-1	2-2	0	1	2	4	1	2	0	0	0	14
15 Ferguson, Eric	4-6	1-3	0-0	0	2	3	9	3	2	0	0	1	17
22 Crawford, Preston	0-0	0-0	0-0	0	0	0	0	1	0	0	0	0	1
33 Hunter, Vincent	2-2	1-1	2-4	0	2	2	7	0	0	0	0	0	15
TEAM					2	2	4						
Totals	29-51	6-18	20-27	9	23	32	18	84	16	16	4	6	200

TOTAL FG%	1st Half: 12-25 48.0%	2nd Half: 17-26 65.4%	Game: 56.9%	DEADB
3-PT. FG%	1st Half: 2-10 20.0%	2nd Half: 4-8 50.0%	Game: 33.3%	REBS
F Throw %	1st Half: 10-13 76.9%	2nd Half: 10-14 71.4%	Game: 74.1%	3, 1

Officials: Ted Valentine, Mike Eades, Mike Nance
Technical fouls: Auburn-None. Arkansas-None.
Attendance: 17679

Score by Periods	1st	2nd	Total
Auburn	31	33	64
Arkansas	36	48	84

Ole Miss 73, Arkansas 70

Tad Smith Coliseum • Feb. 15, 2006
Oxford, Miss. • Att.: 4,019

Arkansas 16-6, 5-6

# Player Name	TOT-FG		3-PT		REBOUNDS					S	MIN		
	FG-FGA	FG-FGA	FT-FTA	FT-FTA	OF	DE	TOT	PF	TP			A	TO
04 Jefferson, Dontell*	2-5	1-2	0-0	1	4	5	5	3	5	0	3	2	22

# Player Name	TOT-FG		3-PT		REBOUNDS					S	MIN		
	FG-FGA	FG-FGA	FT-FTA	FT-FTA	OF	DE	TOT	PF	TP			A	TO
10 Brewer, Ronnie*	2-9	1-4	11-12	0	1	1	3	16	0	4	0	1	36
21 Thomas, Charles*	3-5	0-0	3-6	2	3	5	9	0	1	0	0	0	17
24 Modica, Jonathan*	5-13	0-4	6-10	4	2	6	1	16	1	1	0	1	37
51 Hill, Steven*	0-0	0-0	0-0	2	0	2	3	0	0	1	2	1	24
01 McGowan, Cyrus	0-0	0-0	0-0	1	0	1	0	0	0	0	0	0	2
05 Townes, Darian	2-3	0-0	2-3	0	1	1	3	6	0	1	1	1	25
14 McCurdy, Sean	0-1	0-0	0-0	0	0	0	1	0	0	0	0	0	3
15 Ferguson, Eric	4-10	1-6	6-7	0	2	2	3	15	1	2	0	0	26
33 Hunter, Vincent	1-2	0-0	1-2	2	2	4	0	3	0	1	0	0	8
TEAM					6	4	10						
Totals	19-48	3-16	29-40	18	19	37	24	70	5	16	3	7	200

TOTAL FG%	1st Half: 9-20 45.0%	2nd Half: 10-28 35.7%	Game: 39.6%	DEADB
3-PT. FG%	1st Half: 2-7 28.6%	2nd Half: 1-9 11.1%	Game: 18.8%	REBS
F Throw %	1st Half: 10-22 81.8%	2nd Half: 11-18 61.1%	Game: 72.5%	2

Ole Miss 14-10, 4-7

# Player Name	TOT-FG		3-PT		REBOUNDS					S	MIN		
	FG-FGA	FG-FGA	FT-FTA	FT-FTA	OF	DE	TOT	PF	TP			A	TO
10 Abernethy, Todd*	3-5	2-3	3-8	1	5	6	1	11	3	2	0	1	34
15 Patterson, Brandon*	1-5	0-3	1-2	0	0	0	4	3	2	1	0	1	23
20 Doyne, Bam*	0-3	0-2	1-2	0	1	1	3	2	0	3	0	0	15
32 Parnell, Jeremy*	2-6	0-0	2-2	2	2	4	5	6	2	2	0	1	38
44 Curtis, Dwayne*	6-12	0-0	7-10	6	7	13	5	19	3	2	0	1	33
03 Smith, Brian	0-0	0-0	0-0	0	0	0	0	0	0	0	0	0	3
11 Nolen, Londrick	8-11	2-2	4-6	2	8	1	20	3	2	0	1	1	26
12 Sanders, Clarence	4-9	0-3	0-0	0	2	2	8	1	1	0	1	0	23
21 Hansbro, Xavier													



Darian Townes made seven-of-nine shots and scored a team-high 15 points in the victory at No. 10 Tennessee.

03 Assumu, Stanley	3-5	0-0	1-2	1	1	2	1	7	1	0	0	1	14
15 Howell, Jordan	1-3	1-3	0-0	0	0	0	0	1	3	0	1	0	5
34 Childress, Ryan	0-0	0-0	0-0	0	1	1	0	0	0	0	0	0	3
TEAM				1	1	2							
Totals	23-53	8-22	15-21	5	19	24	16	69	16	6	3	8	200

TOTAL FG%	1st Half: 14-29 48.3%	2nd Half: 9-24 37.5%	Game: 43.4%	DEADB
3-PT. FG%	1st Half: 4-10 40.0%	2nd Half: 4-12 33.3%	Game: 36.4%	REBS
F Throw %	1st Half: 10-11 90.9%	2nd Half: 5-10 50.0%	Game: 71.4%	2

Officials: Gary Maxwell, Joe Lindsay, Tim Clougherty
 Technical fouls: Arkansas-Townes, Darian. Tennessee-None.
 Attendance: 22543

Score by Periods	1st	2nd	Total
Arkansas	36	37	73
Tennessee	42	27	69

Arkansas 80, Mississippi St. 70
Bud Walton Arena • March 1, 2006
Fayetteville, Ark. • Att.: 19,833 • JP Sports

Mississippi St. 14-14, 4-11	TOT-FG	3-PT	REBOUNDS
## Player Name	FG-FGA	FG-FGA	FT-FTA
01 Delk, Richard*	3-7	1-3	0-0
22 Slater, Dietric*	0-2	0-0	0-0
23 Rhodes, Charles*	6-13	0-0	2-3
24 Delk, Reginald*	10-15	7-9	0-0
44 Gordon, Jamont*	7-19	3-7	0-2
20 Boler, Michael	0-1	0-1	0-0
25 Morgan, Wesley	1-3	0-0	0-0
30 Rimmer, Bernard	0-2	0-0	0-0
41 Stelmach, Piotr	1-2	1-2	0-0
TEAM			
Totals	28-64	12-22	2-5

TOTAL FG%	1st Half: 11-27 40.7%	2nd Half: 17-37 45.9%	Game: 43.8%	DEADB
3-PT. FG%	1st Half: 5-6 83.3%	2nd Half: 7-16 43.8%	Game: 54.5%	REBS
F Throw %	1st Half: 1-1 100%	2nd Half: 1-4 25.0%	Game: 40.0%	1,1

Arkansas 20-8, 9-6	TOT-FG	3-PT	REBOUNDS
## Player Name	FG-FGA	FG-FGA	FT-FTA
04 Jefferson, Dontell*	0-0	0-0	0-0
15 Ferguson, Eric*	3-8	1-3	0-0
21 Thomas, Charles*	2-4	0-0	8-8
24 Modica, Jonathon*	9-15	6-9	2-3
51 Hill, Steven*	1-2	0-0	0-0
01 McGowan, Cyrus	0-0	0-0	0-0
05 Townes, Darian	2-5	0-0	1-2
10 Brewer, Ronnie	9-18	3-8	2-5
14 McCurdy, Sean	0-0	0-0	0-0
33 Hunter, Vincent	1-1	0-0	4-8
TEAM			
Totals	27-53	10-20	16-24

TOTAL FG%	1st Half: 12-28 42.9%	2nd Half: 15-25 60.0%	Game: 50.9%	DEADB
3-PT. FG%	1st Half: 4-11 36.4%	2nd Half: 6-9 66.7%	Game: 50.0%	REBS
F Throw %	1st Half: 8-11 72.7%	2nd Half: 8-13 61.5%	Game: 66.7%	3

Officials: Doug Shows, Bert Smith, J.B. Caldwell
 Technical fouls: Mississippi St.-Rhodes, Charles; Gordon, Jamont. Arkansas-Hunter, Vincent; Ferguson, Eric.
 Attendance: 19833

Score by Periods	1st	2nd	Total
Mississippi St.	28	42	70
Arkansas	36	44	80

Arkansas 74, Georgia 57
Stegeman Coliseum • March 5, 2006
Athens, Ga. • Att.: 6,170 • JP Sports

Arkansas 21-8, 10-6	TOT-FG	3-PT	REBOUNDS
## Player Name	FG-FGA	FG-FGA	FT-FTA
10 Brewer, Ronnie*	11-20	1-4	2-3
15 Ferguson, Eric*	4-8	2-5	1-2
21 Thomas, Charles*	6-13	0-0	3-4
24 Modica, Jonathon*	6-15	2-6	5-5
51 Hill, Steven*	0-4	0-0	0-1
01 McGowan, Cyrus	0-0	0-0	0-0
04 Jefferson, Dontell	0-1	0-0	0-0
05 Townes, Darian	1-6	0-0	0-0
14 McCurdy, Sean	0-1	0-0	0-0
22 Cranford, Preston	0-1	0-1	0-0
33 Hunter, Vincent	1-3	0-1	0-0
TEAM			
Totals	29-72	5-17	11-15

TOTAL FG%	1st Half: 14-35 40.0%	2nd Half: 15-37 40.5%	Game: 40.3%	DEADB
3-PT. FG%	1st Half: 2-8 25.0%	2nd Half: 3-9 33.3%	Game: 29.4%	REBS
F Throw %	1st Half: 8-10 80.0%	2nd Half: 3-5 60.0%	Game: 73.3%	1

Georgia 15-14, 5-11	TOT-FG	3-PT	REBOUNDS
## Player Name	FG-FGA	FG-FGA	FT-FTA
00 Idrissi, Younes*	2-8	0-0	0-0
02 Gaines, Sundiata*	3-9	0-1	3-6
10 McAuley, Jay*	1-2	1-1	0-0
25 Toney, Channing*	2-7	1-3	0-0
44 Bliss, Dave*	1-3	0-0	3-4
03 Brophy, Kevin	0-0	0-0	0-0
14 Stukes, Levi	1-5	0-4	2-2
15 Newman, Steve	4-6	0-1	1-1
31 Humphrey, Billy	3-5	3-5	1-2
33 Mercer, Mike	2-9	0-3	0-0
45 Singleton, Rashad	2-3	0-0	0-4
TEAM			
Totals	21-57	5-18	10-19

TOTAL FG%	1st Half: 12-28 42.9%	2nd Half: 9-29 31.0%	Game: 36.8%	DEADB
3-PT. FG%	1st Half: 2-8 25.0%	2nd Half: 3-10 30.0%	Game: 27.8%	REBS
F Throw %	1st Half: 4-5 80.0%	2nd Half: 6-14 42.9%	Game: 52.6%	5

Officials: Tim Clougherty, Joe Lindsay, Tom Lopes
 Technical fouls: Arkansas-None. Georgia-Newman, Steve.
 Attendance: 6170

Score by Periods	1st	2nd	Total
Arkansas	38	36	74
Georgia	30	27	57

Arkansas 80, Georgia 67
Gaylord Entertainment Center • March 9, 2006
Nashville, Tenn. • Att.: 13,926 • JP Sports
SEC Tournament

Georgia 15-15, 5-11	TOT-FG	3-PT	REBOUNDS
## Player Name	FG-FGA	FG-FGA	FT-FTA
15 Newman, Steve*	2-6	0-1	1-2
44 Bliss, Dave*	0-0	0-0	0-0
02 Gaines, Sundiata*	3-5	1-2	2-2
14 Stukes, Levi*	3-11	3-10	0-0
25 Toney, Channing*	4-7	2-5	0-0
00 Idrissi, Younes*	6-13	0-0	2-4
03 Brophy, Kevin	0-0	0-0	0-0
31 Humphrey, Billy	0-3	0-3	4-2
33 Mercer, Mike	6-10	4-7	0-0
45 Singleton, Rashad	0-1	0-0	0-2
TEAM			
Totals	24-56	10-28	9-14

TOTAL FG%	1st Half: 14-33 42.4%	2nd Half: 10-23 43.5%	Game: 42.9%	DEADB
3-PT. FG%	1st Half: 6-16 37.5%	2nd Half: 4-12 33.3%	Game: 35.7%	REBS
F Throw %	1st Half: 1-1 100%	2nd Half: 8-13 61.5%	Game: 64.3%	1,1

Arkansas 22-8, 10-6	TOT-FG	3-PT	REBOUNDS
## Player Name	FG-FGA	FG-FGA	FT-FTA
21 Thomas, Charles*	6-11	0-0	2-3
51 Hill, Steven*	0-1	0-0	0-0
10 Brewer, Ronnie*	7-12	1-4	3-4
15 Ferguson, Eric*	6-10	4-6	0-0
24 Modica, Jonathon*	6-14	0-5	8-10
01 McGowan, Cyrus	0-1	0-1	0-0
04 Jefferson, Dontell	0-1	0-1	0-0
05 Townes, Darian	2-8	0-0	3-4
14 McCurdy, Sean	1-2	1-2	0-0
22 Cranford, Preston	0-0	0-0	0-0
33 Hunter, Vincent	1-5	0-1	0-0
TEAM			
Totals	29-65	6-20	16-21

TOTAL FG%	1st Half: 14-35 40.0%	2nd Half: 15-30 50.0%	Game: 44.6%	DEADB
3-PT. FG%	1st Half: 2-11 18.2%	2nd Half: 4-9 44.4%	Game: 30.0%	REBS
F Throw %	1st Half: 10-12 83.3%	2nd Half: 6-9 66.7%	Game: 76.2%	2

Officials: Ted Valentine, Joe Lindsey, J.B. Caldwell
 Technical fouls: Georgia-None. Arkansas-None.
 Attendance: 13926

Score by Periods	1st	2nd	Total
Georgia	35	32	67
Arkansas	40	40	80

No. 16 Florida 74, Arkansas 71
Gaylord Entertainment Center • March 10, 2006
Nashville, Tenn. • Att.: 17,777 • JP Sports
SEC Tournament

Arkansas 22-9, 10-6	TOT-FG	3-PT	REBOUNDS
## Player Name	FG-FGA	FG-FGA	FT-FTA
21 Thomas, Charles*	7-13	2-3	1-2
51 Hill, Steven*	1-2	0-0	0-0
10 Brewer, Ronnie*	6-11	2-3	4-4
15 Ferguson, Eric*	2-13	1-7	1-1
24 Modica, Jonathon*	4-8	1-3	4-4
04 Jefferson, Dontell	0-0	0-0	0-0
05 Townes, Darian	2-6	0-0	1-2
14 McCurdy, Sean	1-4	0-3	0-0
33 Hunter, Vincent	3-5	0-2	2-2
TEAM			
Totals	26-62	6-21	13-15

TOTAL FG%	1st Half: 13-34 38.2%	2nd Half: 13-28 46.4%	Game: 41.9%	DEADB
3-PT. FG%	1st Half: 1-9 11.1%	2nd Half: 5-12 41.7%	Game: 28.6%	REBS
F Throw %	1st Half: 2-2 100%	2nd Half: 11-13 84.6%	Game: 86.7%	2

Florida 25-6, 10-6	TOT-FG	3-PT	REBOUNDS
## Player Name	FG-FGA	FG-FGA	FT-FTA
02 Brewer, Corey*	4-9	0-1	1-2
13 Noah, Joakim*	2-9	0-0	5-6
42 Horford, Al*	4-7	0-0	3-6
11 Green, Taurean*	6-8	5-5	3-4
12 Humphrey, Lee*	8-14	5-9	4-4
04 Moss, Adrian	0-2	0-0	0-0
15 Hodge, Walter	0-0	0-0	0-0
32 Richard, Chris	0-0	0-0	0-0
TEAM			
Totals	24-49	10-15	16-22

TOTAL FG%	1st Half: 13-28 46.4%	2nd Half: 11-21 52.4%	Game: 49.0%	DEADB
3-PT. FG%	1st Half: 6-8 75.0%	2nd Half: 4-7 57.1%	Game: 66.7%	REBS
F Throw %	1st Half: 1-2 50.0%	2nd Half: 15-20 75.0%	Game: 72.7%	4

Officials: Tom Lopes, Doug Shows, Doug Sirmans
 Technical fouls: Arkansas-None. Florida-None.
 Attendance: 17777

Score by Periods	1st	2nd	Total
Arkansas	29	42	71
Florida	33	41	74

Bucknell 59, Arkansas 55
American Airlines Center • March 17, 2006
Dallas, Texas • Att.: 19,028 • CBS Sports
NCAA Tournament

Bucknell 27-4	TOT-FG	3-PT	REBOUNDS
## Player Name	FG-FGA	FG-FGA	FT-FTA
01 Mastropolo, Darren*	1-4	0-0	0-0
32 McNaughton, Chris*	2-6	0-0	2-2
03 Lee, Charles*	7-12	4-7	6-7
05 Badmus, Abe*	0-0	0-0	2-2
12 Bettencourt, Kevin*	5-11	5-10	3-5
04 Brown, Donald	0-6	0-0	1-2
11 Griffin, John	1-2	1-2	0-0
14 Vegotsky, Jason	1-3	1-2	0-0
44 Viera-McClymont, Tar 0-0	0-0	0-0	0-0
TEAM			
Totals	17-44	11-21	14-18

TOTAL FG%	1st Half: 9-24 37.5%	2nd Half: 8-20 40.0%	Game: 38.6%	DEADB
3-PT. FG%	1st Half: 5-9 55.6%	2nd Half: 6-12 50.0%	Game: 52.4%	REBS
F Throw %	1st Half: 4-4 100%	2nd Half: 10-14 71.4%	Game: 77.8%	3

Arkansas 22-10	TOT-FG	3-PT	REBOUNDS
## Player Name	FG-FGA	FG-FGA	FT-FTA
21 Thomas, Charles*	1-2	0-0	0-1
51 Hill, Steven*	3-5	0-0	1-2
10 Brewer, Ronnie*	3-9	1-3	7-8
15 Ferguson, Eric*	2-7	1-5	1-2
24 Modica, Jonathon*	7-14	0-4	5-8
04 Jefferson, Dontell	0-0	0-0	0-0
05 Townes, Darian	3-7	0-0	0-0
14 McCurdy, Sean	0-1	0-0	0-0
33 Hunter, Vincent	0-2	0-0	2-4
TEAM			
Totals	19-47	2-	



2006 SOUTHEASTERN CONFERENCE STANDINGS

Western Division

	SEC	Pct.	Home	Away	Div.	ALL	Pct.	Home	Away	Neutral	Last 10	Streak
LSU&^#	14-2	.875	8-0	6-2	9-1	27-9	.750	14-2	7-4	6-3	8-2	L1
Alabama	10-6	.625	7-1	3-5	6-4	18-13	.581	14-4	3-7	1-2	5-5	L1
Arkansas	10-6	.625	7-1	3-5	5-5	22-10	.688	15-1	3-5	4-4	7-3	L2
Mississippi State	5-11	.313	5-3	0-8	4-6	15-15	.500	11-5	1-8	3-2	4-6	L1
Auburn	4-12	.250	3-5	1-7	3-7	12-16	.429	11-5	1-10	0-1	3-7	L3
Ole Miss	4-12	.250	3-5	1-7	3-7	14-16	.467	11-6	1-9	2-1	1-9	L6

& NCAA Final Four; ^ SEC Champion; # SEC West Division Champion

Eastern Division

	SEC	Pct.	Home	Away	Div.	ALL	Pct.	Home	Away	Neutral	Last 10	Streak
Tennessee!	12-4	.750	6-2	6-2	9-1	22-8	.733	13-2	7-3	2-3	5-5	L1
Florida%#@	10-6	.625	6-2	4-4	6-4	33-6	.846	16-2	6-4	11-0	10-0	W11
Kentucky	9-7	.563	4-4	5-3	5-5	22-13	.629	10-5	6-4	6-4	6-4	L1
Vanderbilt	7-9	.438	3-5	4-4	4-6	17-13	.567	10-6	6-6	1-1	5-5	L2
South Carolina*	6-10	.375	3-5	3-5	3-7	23-15	.605	10-6	7-7	6-2	9-1	W5
Georgia	5-11	.313	3-5	2-6	3-7	15-15	.500	9-5	3-7	3-3	3-7	L4

% NCAA Champion; @ SEC Tournament Champion; ! SEC East Division Champion; * NIT Champion

2006 REVIEW SEC STANDINGS

COACHES' ALL-SEC TEAM

First Team

F Jermareo Davidson, Alabama, Jr.
 G Ronald Steele, Alabama#, So.
G Ronnie Brewer, Arkansas#, Jr.
 F/C Joakim Noah, Florida, So.
 F Glen Davis, LSU#, So.
 G Darrel Mitchell, LSU, Sr.
 G Chris Lofton, Tennessee#, So.
 G/F Shan Foster, Vanderbilt, So.

Second Team

G/F Jonathon Modica, Arkansas, Sr.
 G Taurean Green, Florida, So.
 F Al Horford, Florida, So.
 G Rajon Rondo, Kentucky, So.
 F Tyrus Thomas, LSU, Fr.
 F Charles Rhodes, Mississippi State, So.
 G Tarence Kinsey, South Carolina, Sr.
 G C.J. Watson, Tennessee, Sr.

SEC ALL-FRESHMAN TEAM

F Alonzo Gee, Alabama
 F Richard Hendrix, Alabama#
 G Quantez Robertson, Auburn
 G Rasheem Barrett, Auburn
 G Mike Mercer, Georgia
 F Tasmin Mitchell, LSU#
 F Tyrus Thomas, LSU#
 G/F Jamont Gordon, Mississippi State#
 # Unanimous selection; ties are not broken

SEC COACH OF THE YEAR

John Brady, LSU

SEC PLAYER OF THE YEAR

Glen Davis, LSU

SEC SCHOLAR-ATHLETE OF THE YEAR

Lee Humphrey, Florida

SEC FRESHMAN OF THE YEAR

Tyrus Thomas, LSU

SEC SIXTH MAN OF THE YEAR

Eric Ferguson, Arkansas

SEC DEFENSIVE PLAYER OF THE YEAR

Corey Brewer, Florida; and Tyrus Thomas, LSU

ASSOCIATED PRESS ALL-SEC TEAM

First Team

G Ronald Steele, Alabama, So.
G Ronnie Brewer, Arkansas, Jr.
 F/C Joakim Noah, Florida, So.
 F Glen Davis, LSU, So.
 G Chris Lofton, Tennessee, So.

Second Team

F Jermareo Davidson, Alabama, Jr.
 G Darrel Mitchell, LSU, Sr.
 F Tyrus Thomas, LSU, Fr.
 G/F Shan Foster, Vanderbilt, So.
 G C.J. Watson, Tennessee, Sr.
 F Charles Rhodes, Mississippi St., So.
 G Taurean Green, Florida, So.

AP Honorable Mention All-SEC

G/F Jonathon Modica, Arkansas, Sr.
 G/F Corey Brewer, Florida, So.
 F Al Horford, Florida, So.
 C Dwayne Curtis, Ole Miss, So.
 C Randolph Morris, Kentucky, So.
 G Rajon Rondo, Kentucky, So.
 G Tarence Kinsey, South Carolina, Sr.

AP SEC COACH OF THE YEAR

Bruce Pearl, Tennessee

AP SEC PLAYER OF THE YEAR

Glen Davis, LSU

AP SEC NEWCOMER OF THE YEAR

Tyrus Thomas, LSU

SEC TOURNAMENT RESULTS

March 9-12 • Georgia Dome • Atlanta, Ga.

FIRST ROUND • March 9 (Thursday)

Game 1
 [E5] So. Carolina 59, [W4] Miss. State 44

Game 2

[E3] Kentucky 71, [W6] Ole Miss 57

Game 3

[E4] Vanderbilt 76, [W5] Auburn 71

Game 4

[W3] Arkansas 80, [E6] Georgia 67

SECOND ROUND • March 10 (Friday)

Game 5

[E5] So. Carolina 79, [E1] Tennessee 71

Game 6

[E3] Kentucky 68, [W2] Alabama 61

Game 7

[W1] LSU 92, [E4] Vanderbilt 73

Game 8

[E2] Florida 74, [W3] Arkansas 71

SEMIFINALS • March 11 (Saturday)

Game 9

[E5] So. Carolina 65, [E3] Kentucky 61

Game 10

[E2] Florida 81, [W1] LSU 65

FINALS • March 12 (Sunday)

Game 11

[E2] Florida 49, [E5] So. Carolina 47

SEC NCAA TOURNAMENT RESULTS

ATLANTA REGION

March 16 (Thursday) • Jacksonville, Fla. [CBS]

[4] LSU 80, [13] Iona 64

March 18 (Saturday) • Jacksonville, Fla. [CBS]

[4] LSU 58, [12] Texas A&M 57

March 23 (Thursday) • Atlanta, Ga. [CBS]

[4] LSU 62, [1] Duke 54

March 25 (Saturday) • Atlanta, Ga. [CBS]

[4] LSU 70, vs. [2] Texas 60 (ot)

OAKLAND REGION

March 16 (Thursday) • San Diego, Calif. [CBS]

[10] Alabama 90, [7] Marquette 85

March 17 (Friday) • Dallas, Texas [CBS]

[9] Bucknell 59, [8] Arkansas 55

March 18 (Saturday) • San Diego, Calif. [CBS]

[2] UCLA 62, [10] Alabama 59

MINNEAPOLIS REGION

March 16 (Thursday) • Jacksonville, Fla. [CBS]

[3] Florida 76, [14] South Alabama 50

March 18 (Saturday) • Jacksonville, Fla. [CBS]

[3] Florida 82, [11] Wis.-Milwaukee 60

March 24 (Friday) • Minneapolis, Minn. [CBS]

[3] Florida 57, vs. [7] Georgetown 53

March 26 (Sunday) • Minneapolis, Minn. [CBS]

[3] Florida 75, vs. [1] Villanova 62

WASHINGTON D.C. REGION

March 16 (Thursday) • Greensboro, Tenn. [CBS]

[2] Tennessee 63, [15] Winthrop 61

March 17 (Friday) • Philadelphia, Pa. [CBS]

[8] Kentucky 69, [9] UAB 64

March 18 (Saturday) • Greensboro, Tenn. [CBS]

[7] Wichita State 80, [2] Tennessee 73

March 19 (Sunday) • Philadelphia, Pa. [CBS]

[1] Connecticut 87, [8] Kentucky 83

NCAA FINAL FOUR

April 1 (Saturday) • Indianapolis, Ind. [CBS]

[3] Florida 73, [11] George Mason 58

[2] UCLA 59, [4] LSU 45

April 3 (Monday) • Indianapolis, Ind. [CBS]

[3] Florida 73, [2] UCLA 57

SEC NIT RESULTS

FIRST ROUND • March 15 (Wednesday)

at [3] South Carolina 74, [6] Western

Kentucky 55 [CSS]

at [5] Notre Dame 79, [4] Vanderbilt 69 [ESPN]

SECOND ROUND • March 21 (Tuesday)

[3] South Carolina 69, [2] Florida State 68 (OT)

[ESPN]

QUARTERFINALS • March 23 (Thursday)

[3] South Carolina 65, at [1] Cincinnati 62

[ESPNU]

NIT SEMIFINALS

March 28 (Tuesday) • New York, N.Y.

[3] South Carolina 78, [1] Louisville 63 [ESPN]

March 30 (Thursday) • New York, N.Y.

[3] South Carolina 76, [1] Michigan 64 [ESPN]



SEC INDIVIDUAL STATISTICS (All Games)

SCORING

PLAYER, TEAM	CL	G	FG	3P	FT	PTS	AVG/G
1. Davis, Glen-LS	SO	36	250	6	163	669	18.6
2. Brewer, Ronnie-AR	JR	32	197	51	144	589	18.4
3. Lofton, Chris-UT	SO	30	174	114	55	517	17.2
4. Mitchell, Darrel-LS	SR	36	200	82	122	604	16.8
5. Modica, Jonathon-AR	SR	32	178	55	104	515	16.1
6. Foster, Shan-VU	SO	30	162	90	63	477	15.9
7. Kinsey, Tarence-SC	SR	38	209	71	113	602	15.8
8. Watson, C.J.-UT	SR	30	136	49	137	458	15.3
9. Steele, Ronald-UA	SO	31	133	54	124	444	14.3
10. Davidson, Jermareo-UA	JR	31	168	0	106	442	14.3
11. Noah, Joakim-UF	SO	39	202	0	148	552	14.2
12. Rhodes, Charles-MS	SO	29	154	1	92	401	13.8
13. Gordon, Jamont-MS	FR	30	139	27	108	413	13.8
14. Curtis, Dwayne-UM	SO	29	159	0	75	393	13.6
15. Green, Taurean-UF	SO	39	130	88	171	519	13.3
16. LeMelle, Ronny-AU	SR	28	123	58	55	359	12.8
17. Brewer, Corey-UF	SO	39	171	42	110	494	12.7
18. Kelley, Tre'-SC	JR	38	166	67	75	474	12.5
19. Byars, Derrick-VU	JR	30	131	63	48	373	12.4
20. Thomas, Tyrus-LS	FR	32	152	1	90	395	12.3

REBOUNDING

PLAYER, TEAM	CL	G	OFF	DEF	TOT	AVG/G
1. Davis, Glen-LS	SO	36	145	205	350	9.7
2. Thomas, Tyrus-LS	FR	32	90	205	295	9.2
3. Davidson, Jermareo-UA	JR	31	86	190	276	8.9
4. Hendrix, Richard-UA	FR	31	94	153	247	8.0
5. Curtis, Dwayne-UM	SO	29	103	118	221	7.6
6. Horford, Al-UF	SO	39	86	209	295	7.6
7. Terrell, Julian-VU	SR	30	75	142	217	7.2
8. Rhodes, Charles-MS	SO	29	71	136	207	7.1
9. Noah, Joakim-UF	SO	39	85	193	278	7.1
10. Gordon, Jamont-MS	FR	30	49	154	203	6.8
11. Patterson, Andre-UT	SR	30	74	127	201	6.7
12. Carroll, DeMarre-VU	SO	30	82	109	191	6.4
13. Balkman, Renaldo-SC	JR	38	81	157	238	6.3
14. Rondo, Rajon-UK	SO	34	37	172	209	6.1
15. Wallace, Brandon-SC	JR	38	99	134	233	6.1
16. Mitchell, Tasmin-LS	FR	36	73	128	201	5.6
17. Bradshaw, Dane-UT	JR	30	45	117	162	5.4
18. Morgan, Wesley-MS	SR	27	60	84	144	5.3
19. Gaines, Sundiata-UG	SO	30	60	94	154	5.1
20. Townes, Darian-AR	SO	32	59	105	164	5.1

FIELD GOAL PERCENTAGE (Min. 5.0 made per game)

PLAYER, TEAM	CL	G	FG	FGA	PCT
1. Noah, Joakim-UF	SO	39	202	322	.627
2. Curtis, Dwayne-UM	SO	29	159	280	.568
3. Rhodes, Charles-MS	SO	29	154	273	.564
4. Davis, Glen-LS	SO	36	250	505	.495
5. Davidson, Jermareo-UA	JR	31	168	352	.477
6. Modica, Jonathon-AR	SR	32	178	376	.473
7. Lofton, Chris-UT	SO	30	174	373	.466
8. Kinsey, Tarence-SC	SR	38	209	461	.453
9. Foster, Shan-VU	SO	30	162	359	.451
10. Brewer, Ronnie-AR	JR	32	197	447	.441

THREE-POINT FIELD GOAL PERCENTAGE (Min. 2.0 made per game)

PLAYER, TEAM	CL	G	3FG	FGA	PCT
1. Humphrey, Lee-UF	JR	38	113	246	.459
2. Byars, Derrick-VU	JR	30	63	143	.441
3. Lofton, Chris-UT	SO	30	114	261	.437
4. Foster, Shan-VU	SO	30	90	217	.415
5. Stukes, Levi-UG	JR	30	72	180	.400
6. Mitchell, Darrel-LS	SR	36	82	208	.394
7. Green, Taurean-UF	SO	39	88	229	.384
8. Smith, JaJuan-UT	SO	30	61	162	.377
9. LeMelle, Ronny-AU	SR	28	58	161	.360

THREE-POINT FIELD GOALS MADE PER GAME

PLAYER, TEAM	CL	G	3FG	AVG/G
1. Lofton, Chris-UT	SO	30	114	3.80
2. Foster, Shan-VU	SO	30	90	3.00
3. Humphrey, Lee-UF	JR	38	113	2.97
4. Stukes, Levi-UG	JR	30	72	2.40
5. Mitchell, Darrel-LS	SR	36	82	2.28
6. Green, Taurean-UF	SO	39	88	2.26
7. Byars, Derrick-VU	JR	30	63	2.10
8. LeMelle, Ronny-AU	SR	28	58	2.07
9. Smith, JaJuan-UT	SO	30	61	2.03
10. Sparks, Patrick-UK	SR	35	69	1.97

FREE THROW PERCENTAGE (Min. 2.5 made per game)

PLAYER, TEAM	CL	G	FTM	FTA	PCT
1. Steele, Ronald-UA	SO	31	124	139	.892
2. Green, Taurean-UF	SO	39	171	193	.886

PLAYER, TEAM	CL	G	FTM	FTA	PCT
3. Watson, C.J.-U	SR	30	137	156	.878
4. Kinsey, Tarence-SC	SR	38	113	134	.843
5. Brewer, Corey-UF	SO	39	110	143	.769
6. Mitchell, Darrel-LS	SR	36	122	161	.758
7. Brewer, Ronnie-AR	JR	32	144	192	.750
8. Davidson, Jermareo-UA	JR	31	106	142	.746
9. Noah, Joakim-UF	SO	39	148	202	.733
10. Modica, Jonathon-AR	SR	32	104	142	.732

ASSISTS

PLAYER, TEAM	CL	G	NO.	AVG/G
1. Rondo, Rajon-UK	SO	34	167	4.91
2. Green, Taurean-UF	SO	39	184	4.72
3. Robertson, Quantez-AU	FR	28	130	4.64
4. Kelley, Tre'-SC	JR	38	174	4.58
5. Mitchell, Darrel-LS	SR	36	160	4.44
6. Jefferson, Dontell-AR	SR	32	142	4.44
7. Gordon, Jamont-MS	FR	30	129	4.30
8. Steele, Ronald-UA	SO	31	132	4.26
9. Watson, C.J.-UT	SR	30	117	3.90
10. Bradshaw, Dane-UT	JR	30	116	3.87

BLOCKS

PLAYER, TEAM	CL	G	NO.	AVG/G
1. Thomas, Tyrus-LS	FR	32	99	3.09
2. Hill, Steven-AR	SO	32	91	2.84
3. Noah, Joakim-UF	SO	39	95	2.44
4. Wallace, Brandon-SC	JR	38	73	1.92
5. Davidson, Jermareo-UA	JR	31	58	1.87
6. Horford, Al-UF	SO	39	68	1.74
7. Townes, Darian-AR	SO	32	52	1.63
8. Hendrix, Richard-UA	FR	31	48	1.55
9. Barber, Korvotney-AU	FR	28	43	1.54
10. Singleton, Rashaad-UG	FR	29	43	1.48

STEALS

PLAYER, TEAM	CL	G	NO.	AVG/G
1. Brewer, Ronnie-AR	JR	32	83	2.59
2. Rondo, Rajon-UK	SO	34	69	2.03
3. Lofton, Chris-UT	SO	30	60	2.00
4. Gaines, Sundiata-UG	SO	30	60	2.00
5. Watson, C.J.-UT	SR	30	59	1.97
6. Mitchell, Darrel-LS	SR	36	70	1.94
7. Bradshaw, Dane-UT	JR	30	56	1.87
8. Mercer, Mike-UG	FR	28	48	1.71
9. Balkman, Renaldo-SC	JR	38	65	1.71
10. Stukes, Levi-UG	JR	30	49	1.63

ASSIST/TURNOVER RATIO (Min. 3.0 assists per game)


PLAYER, TEAM	CL	G	ASST	AVG	TO	AVG	RATIO
1. Bradshaw, Dane-UT	JR	30	116	3.9	42	1.4	2.76
2. Rondo, Rajon-UK	SO	34	167	4.9	79	2.3	2.11
3. Jefferson, Dontell-AR	SR	32	142	4.4	71	2.2	2.00
4. Watson, C.J.-UT	SR	30	117	3.9	63	2.1	1.86
5. Kelley, Tre'-SC	JR	38	174	4.6	103	2.7	1.69
6. Robertson, Quantez-AU	FR	28	130	4.6	78	2.8	1.67
7. Mitchell, Darrel-LS	SR	36	160	4.4	99	2.8	1.62
8. Sparks, Patrick-UK	SR	35	114	3.3	71	2.0	1.61
9. Steele, Ronald-UA	SO	31	132	4.3	83	2.7	1.59
10. Brewer, Ronnie-AR	JR	32	104	3.3	70	2.2	1.49

OFFENSIVE REBOUNDS

PLAYER, TEAM	CL	G	NO.	AVG/G
1. Davis, Glen-LS	SO	36	145	4.03
2. Curtis, Dwayne-UM	SO	29	103	3.55
3. Hendrix, Richard-UA	FR	31	94	3.03
4. Thomas, Tyrus-LS	FR	32	90	2.81
5. Davidson, Jermareo-UA	JR	31	86	2.77
6. Carroll, DeMarre-VU	SO	30	82	2.73
7. Wallace, Brandon-SC	JR	38	99	2.61
8. Terrell, Julian-VU	SR	30	75	2.50
9. Patterson, Andre-UT	SR	30	74	2.47
10. Rhodes, Charles-MS	SO	29	71	2.45

DEFENSIVE REBOUNDS

PLAYER, TEAM	CL	G	NO.	AVG/G
1. Thomas, Tyrus-LS	FR	32	205	6.41
2. Davidson, Jermareo-UA	JR	31	190	6.13
3. Davis, Glen-LS	SO	36	205	5.69
4. Horford, Al-UF	SO	39	209	5.36
5. Gordon, Jamont-MS	FR	30	154	5.13
6. Rondo, Rajon-UK	SO	34	172	5.06
7. Noah, Joakim-UF	SO	39	193	4.95
8. Hendrix, Richard-UA	FR	31	153	4.94
9. Terrell, Julian-VU	SR	30	142	4.73
10. Rhodes, Charles-MS	SO	29	136	4.69



Ronnie Brewer led the SEC in steals (2.6) and was second in scoring (18.4).

Steven Hill was second in the conference in blocked shots (2.8).



2006 REVIEW SEC STATISTICS





SEC TEAM STATISTICS (All Games)

2006 REVIEW SEC STATISTICS

SCORING OFFENSE

TEAM	G	W-L	PTS	AVG/G
1. Tennessee	30	22-8	2413	80.4
2. Florida	39	33-6	3052	78.3
3. Arkansas	32	22-10	2359	73.7
4. LSU	36	27-9	2633	73.1
5. Kentucky	35	22-13	2477	70.8
6. Georgia	30	15-15	2110	70.3
7. Alabama	31	18-13	2178	70.3
8. Vanderbilt	30	17-13	2104	70.1
9. Mississippi State	30	15-15	2043	68.1
10. South Carolina	38	23-15	2575	67.8
11. Auburn	28	12-16	1836	65.6
12. Ole Miss	30	14-16	1951	65.0

SCORING DEFENSE

TEAM	G	PTS	AVG/G
1. South Carolina	38	2379	62.6
2. Florida	39	2478	63.5
3. LSU	36	2299	63.9
4. Arkansas	32	2076	64.9
5. Kentucky	35	2316	66.2
6. Vanderbilt	30	2011	67.0
7. Alabama	31	2094	67.5
8. Ole Miss	30	2031	67.7
9. Auburn	28	1896	67.7
10. Mississippi State	30	2058	68.6
11. Georgia	30	2128	70.9
12. Tennessee	30	2204	73.5

REBOUNDING OFFENSE

TEAM	G	REBS	AVG/G
1. LSU	36	1447	40.2
2. Mississippi State	30	1168	38.9
3. Alabama	31	1135	36.6
4. Kentucky	35	1265	36.1
5. Florida	39	1402	35.9
6. Arkansas	32	1118	34.9
7. Georgia	30	1045	34.8
8. Ole Miss	30	1013	33.8
9. Tennessee	30	1005	33.5
10. Auburn	28	924	33.0
11. South Carolina	38	1218	32.1
12. Vanderbilt	30	944	31.5

REBOUNDING DEFENSE

TEAM	G	REBS	AVG/G
1. South Carolina	38	1211	31.9
2. Alabama	31	997	32.2
3. Florida	39	1260	32.3
4. LSU	36	1167	32.4
5. Vanderbilt	30	981	32.7
6. Ole Miss	30	996	33.2
7. Kentucky	35	1164	33.3
8. Auburn	28	959	34.2
9. Mississippi State	30	1041	34.7
10. Arkansas	32	1111	34.7
11. Tennessee	30	1088	36.3
12. Georgia	30	1105	36.8

FIELD GOAL PERCENTAGE

TEAM	G	FG	FGA	PCT
1. Florida	39	1061	2120	.500
2. LSU	36	972	2092	.465
3. Tennessee	30	859	1852	.464
4. Vanderbilt	30	756	1642	.460
5. South Carolina	38	967	2101	.460
6. Arkansas	32	841	1837	.458
7. Alabama	31	758	1662	.456
8. Kentucky	35	903	2020	.447
9. Mississippi State	30	748	1682	.445
10. Ole Miss	30	711	1617	.440
11. Auburn	28	654	1509	.433
12. Georgia	30	773	1793	.431

FIELD GOAL PERCENTAGE DEFENSE

TEAM	G	FG	FGA	PCT
1. Florida	39	902	2263	.399
2. LSU	36	852	2137	.399
3. Mississippi State	30	731	1785	.410
4. Arkansas	32	752	1806	.416
5. Kentucky	35	830	1955	.425
6. Alabama	31	778	1829	.425
7. South Carolina	38	868	2005	.433
8. Auburn	28	654	1480	.442
9. Vanderbilt	30	718	1621	.443
10. Ole Miss	30	721	1594	.452
11. Georgia	30	757	1668	.454
12. Tennessee	30	801	1705	.470

THREE-POINT FIELD GOAL PERCENTAGE

TEAM	G	3FG	3FGA	PCT
1. Florida	39	289	738	.392
2. Vanderbilt	30	242	625	.387

TEAM	G	3FG	3FGA	PCT
3. Tennessee	30	264	683	.387
4. Auburn	28	194	545	.356
5. Kentucky	35	265	758	.350
6. South Carolina	38	262	757	.346
7. Alabama	31	174	505	.345
8. Georgia	30	209	614	.340
9. Arkansas	32	179	533	.336
10. Ole Miss	30	180	549	.328
11. LSU	36	147	454	.324
12. Mississippi State	30	167	532	.314

THREE-POINT FG PERCENTAGE DEFENSE

TEAM	G	3FG	3FGA	PCT
1. Florida	39	232	730	.318
2. Kentucky	35	228	700	.326
3. Ole Miss	30	155	466	.333
4. Mississippi State	30	226	675	.335
5. LSU	36	233	677	.344
6. Georgia	30	174	499	.349
7. Auburn	28	193	553	.349
8. Vanderbilt	30	200	566	.353
9. Alabama	31	238	672	.354
10. South Carolina	38	265	727	.365
11. Tennessee	30	209	573	.365
12. Arkansas	32	212	558	.380

THREE-POINT FIELD GOALS MADE

TEAM	G	3FG	AVG/G
1. Tennessee	30	264	8.80
2. Vanderbilt	30	242	8.07
3. Kentucky	35	265	7.57
4. Florida	39	289	7.41
5. Georgia	30	209	6.97
6. Auburn	28	194	6.93
7. South Carolina	38	262	6.89
8. Ole Miss	30	180	6.00
9. Alabama	31	174	5.61
10. Arkansas	32	179	5.59
11. Mississippi State	30	167	5.57
12. LSU	36	147	4.08

FREE THROW PERCENTAGE

TEAM	G	FTM	FTA	PCT
1. Florida	39	641	862	.744
2. Alabama	31	488	689	.708
3. Tennessee	30	431	615	.701
4. Vanderbilt	30	350	502	.697
5. Arkansas	32	498	720	.692
6. LSU	36	542	786	.690
7. South Carolina	38	379	559	.678
8. Kentucky	35	406	601	.676
9. Georgia	30	355	545	.651
10. Mississippi State	30	380	600	.633
11. Auburn	28	334	529	.631
12. Ole Miss	30	349	554	.630

ASSISTS

TEAM	G	NO.	AVG/G
1. Tennessee	30	509	16.97
2. Florida	39	650	16.67
3. Arkansas	32	495	15.47
4. Vanderbilt	30	464	15.47
5. LSU	36	547	15.19
6. South Carolina	38	555	14.61
7. Kentucky	35	495	14.14
8. Ole Miss	30	406	13.53
9. Auburn	28	378	13.50
10. Georgia	30	377	12.57
11. Alabama	31	379	12.23
12. Mississippi State	30	330	11.00

BLOCKS

TEAM	G	NO.	AVG/G
1. LSU	36	236	6.56
2. Arkansas	32	194	6.06
3. Florida	39	207	5.31
4. South Carolina	38	189	4.97
5. Alabama	31	152	4.90
6. Mississippi State	30	136	4.53
7. Georgia	30	134	4.47
8. Auburn	28	118	4.21
9. Tennessee	30	98	3.27
10. Kentucky	35	106	3.03
11. Vanderbilt	30	87	2.90
12. Ole Miss	30	84	2.80

STEALS

TEAM	G	NO.	AVG/G
1. Tennessee	30	301	10.03
2. Georgia	30	272	9.07
3. Arkansas	32	266	8.31
4. LSU	36	298	8.28
5. Auburn	28	226	8.07
6. South Carolina	38	294	7.74
7. Florida	39	297	7.62

TEAM	G	NO.	AVG/G
8. Ole Miss	30	214	7.13
9. Alabama	31	195	6.29
10. Mississippi State	30	186	6.20
11. Vanderbilt	30	182	6.07
12. Kentucky	35	206	5.89

SCORING MARGIN

TEAM	G	OFF	DEF	MARGIN
1. Florida	39	78.3	63.5	+14.7
2. LSU	36	73.1	63.9	+9.3
3. Arkansas	32	73.7	64.9	+8.8
4. Tennessee	30	80.4	73.5	+7.0
5. South Carolina	38	67.8	62.6	+5.2
6. Kentucky	35	70.8	66.2	+4.6
7. Vanderbilt	30	70.1	67.0	+3.1
8. Alabama	31	70.3	67.5	+2.7
9. Mississippi State	30	68.1	68.6	-0.5
10. Georgia	30	70.3	70.9	-0.6
11. Auburn	28	65.6	67.7	-2.1
12. Ole Miss	30	65.0	67.7	-2.7

REBOUNDING MARGIN

TEAM	G	TEAM	AVG	OPP	AVG	MAR
1. LSU	36	1447	40.2	1167	32.4	+7.8
2. Alabama	31	1135	36.6	997	32.2	+4.5
3. Mississippi St.	30	1168	38.9	1041	34.7	+4.2
4. Florida	39	1402	35.9	1260	32.3	+3.6
5. Kentucky	35	1265	36.1	1164	33.3	+2.9
6. Ole Miss	30	1013	33.8	996	33.2	+0.6
7. Arkansas	32	1118	34.9	1111	34.7	+0.2
8. South Carolina	38	1218	32.1	1211	31.9	+0.2
9. Vanderbilt	30	944	31.5	981	32.7	-1.2
10. Auburn	28	924	33.0	959	34.2	-1.2
11. Georgia	30	1045	34.8	1105	36.8	-2.0
12. Tennessee	30	1005	33.5	1088	36.3	-2.8

TURNOVER MARGIN

TEAM	G	TEAM	AVG	OPP	AVG	MAR
1. Tennessee	30	386	12.9	545	18.2	+5.30
2. Arkansas	32	428	13.4	536	16.8	+3.38
3. South Carolina	38	450	11.8	529	13.9	+2.08
4. Georgia	30	464	15.5	524	17.5	+2.00
5. Florida	39	561	14.4	605	15.5	+1.13
6. Vanderbilt	30	386	12.9	413	13.8	+0.90
7. Kentucky	35	464	13.3	473	13.5	+0.26
8. Auburn	28	446	15.9	450	16.1	+0.14
9. LSU	36	555	15.4	543	15.1	-0.33
10. Ole Miss	30	474	15.8	460	15.3	-0.47
11. Alabama	31	421	13.6	364	11.7	-1.84
12. Mississippi St.	30	520	17.3	420	14.0	-3.33

ASSIST/TURNOVER RATIO

TEAM	G	ASST	AVG	TO	AVG	RATIO
1. Tennessee	30	509	17.0	386	12.9	1.32
2. South Carolina	38	555	14.6	450	11.8	1.23
3. Vanderbilt	30	464	15.5	386	12.9	1.20
4. Florida	39	650	16.7	561	14.4	1.16
5. Arkansas	32	495	15.5	428	13.4	1.16
6. Kentucky	35	495	14.1	464	13.3	1.07
7. LSU	36	547	15.2	555	15.4	0.99
8. Alabama	31	379	12.2	421	13.6	0.90
9. Ole Miss	30	406	13.5	474	15.8	0.86
10. Auburn	28					

SEC INDIVIDUAL STATISTICS (SEC Games Only)

SCORING

PLAYER, TEAM	CL	G	FG	3FG	FT	PTS	AVG/G
1. Brewer, Ronnie-AR	JR	16	98	26	79	301	18.8
2. Davis, Glen-LS	SO	16	108	2	80	298	18.6
3. Lofton, Chris-UT	SO	16	95	61	39	290	18.1
4. Modica, Jonathon-AR	SR	16	94	34	62	284	17.8
5. Rhodes, Charles-MS	SO	16	111	0	55	277	17.3
6. Mitchell, Darrel-LS	SR	16	86	40	59	271	16.9
7. Foster, Shan-VU	SO	16	94	51	29	268	16.8
8. Steele, Ronald-UA	SO	16	77	27	74	255	15.9
9. Noah, Joakim-UF	SO	16	86	0	77	249	15.6
Davidson, Jermareo-UA	JR	16	91	0	67	249	15.6
11. Kinsey, Tarence-SC	SR	16	79	32	57	247	15.4
12. Green, Taurean-UF	SO	16	59	39	80	237	14.8
13. Watson, C.J.-UT	SR	16	71	22	64	228	14.3
14. Gordon, Jamont-MS	FR	16	78	14	55	225	14.1
15. Morris, Randolph-UK	SO	16	88	0	40	216	13.5
16. Curtis, Dwayne-UM	SO	15	81	0	38	200	13.3
17. LeMelle, Ronny-AU	SR	16	69	30	39	207	12.9
18. Carroll, DeMarre-VU	SO	16	79	2	34	194	12.1
19. Byars, Derrick-VU	JR	16	64	34	28	190	11.9
20. Kelley, Tre'-SC	JR	16	65	30	28	188	11.8

REBOUNDING

PLAYER, TEAM	CL	G	OFF	DEF	TOT	AVG/G
1. Davis, Glen-LS	SO	16	69	94	163	10.2
2. Hendrix, Richard-UA	FR	16	52	97	149	9.3
3. Thomas, Tyrus-LS	FR	14	35	89	124	8.9
4. Davidson, Jermareo-UA	JR	16	43	93	136	8.5
5. Rhodes, Charles-MS	SO	16	46	89	135	8.4
6. Curtis, Dwayne-UM	SO	15	59	63	122	8.1
7. Horford, Al-UF	SO	16	41	82	123	7.7
8. Gordon, Jamont-MS	FR	16	30	90	120	7.5
9. Carroll, DeMarre-VU	SO	16	48	71	119	7.4
10. Noah, Joakim-UF	SO	16	33	82	115	7.2
11. Patterson, Andre-UT	SR	16	39	72	111	6.9
12. Terrell, Julian-VU	SR	16	34	75	109	6.8
13. Wallace, Brandon-SC	JR	16	33	62	95	5.9
14. Morris, Randolph-UK	SO	16	28	65	93	5.8
15. Slater, Dietric-MS	JR	15	35	52	87	5.8
16. Brewer, Ronnie-AR	JR	16	21	71	92	5.8
17. Thomas, Charles-AR	SO	16	41	49	90	5.6
18. Gaines, Sundiata-UG	SO	16	33	55	88	5.5
19. Balkman, Renaldo-SC	JR	16	31	56	87	5.4
20. Bradshaw, Dane-UT	JR	16	23	59	82	5.1

FIELD GOAL PERCENTAGE (Min. 5.0 made per game)

PLAYER, TEAM	CL	G	FG	FGA	PCT
1. Noah, Joakim-UF	SO	16	86	131	.656
2. Morris, Randolph-UK	SO	16	88	141	.624
3. Rhodes, Charles-MS	SO	16	111	190	.584
4. Curtis, Dwayne-UM	SO	15	81	153	.529
5. Lofton, Chris-UT	SO	16	95	191	.497
6. Davis, Glen-LS	SO	16	108	218	.495
7. Foster, Shan-VU	SO	16	94	199	.472
8. Modica, Jonathon-AR	SR	16	94	205	.459
9. Davidson, Jermareo-UA	JR	16	91	201	.453
10. Brewer, Ronnie-AR	JR	16	98	225	.436

THREE-POINT FIELD GOAL PERCENTAGE (Min. 2.0 made per game)

PLAYER, TEAM	CL	G	3FG	3FGA	PCT
1. Lofton, Chris-UT	SO	16	61	130	.469
2. Foster, Shan-VU	SO	16	51	116	.440
3. Byars, Derrick-VU	JR	16	34	81	.420
4. Delk, Reginald-MS	FR	16	36	86	.419
5. Mitchell, Darrel-LS	SR	16	40	98	.408
6. Sparks, Patrick-UK	SR	16	35	86	.407
7. Humphrey, Lee-UF	JR	15	38	97	.392
8. Modica, Jonathon-AR	SR	16	34	88	.386
9. Smith, JaJuan-UT	SO	16	36	95	.379
10. Green, Taurean-UF	SO	16	39	109	.358

THREE-POINT FIELD GOALS MADE PER GAME

PLAYER, TEAM	CL	G	3FG	AVG
1. Lofton, Chris-UT	SO	16	61	3.81
2. Foster, Shan-VU	SO	16	51	3.19
3. Humphrey, Lee-UF	JR	15	38	2.53
4. Mitchell, Darrel-LS	SR	16	40	2.50
5. Green, Taurean-UF	SO	16	39	2.44
6. Stukes, Levi-UG	JR	16	36	2.25
Smith, JaJuan-UT	SO	16	36	2.25
Delk, Reginald-MS	FR	16	36	2.25
9. Sparks, Patrick-UK	SR	16	35	2.19
10. Felix, Jean-UA	SR	16	34	2.13
Byars, Derrick-VU	JR	16	34	2.13
Modica, Jonathon-AR	JR	16	34	2.13

FREE THROW PERCENTAGE (Min. 2.5 made per game)

PLAYER, TEAM	CL	G	FTM	FTA	PCT
1. Steele, Ronald-UA	SO	16	74	81	.914
2. Green, Taurean-UF	SO	16	80	88	.909

PLAYER, TEAM	CL	G	FTM	FTA	PCT
3. Kinsey, Tarence-SC	SR	16	57	64	.891
4. Watson, C.J.-UT	SR	16	64	72	.889
5. Brewer, Corey-UF	SO	16	55	66	.833
6. Modica, Jonathon-AR	SR	16	62	79	.785
7. Noah, Joakim-UF	SO	16	77	101	.762
8. Mitchell, Darrel-LS	SR	16	59	78	.756
9. Davidson, Jermareo-UA	JR	16	67	89	.753
10. Brewer, Ronnie-AR	JR	16	79	105	.752

ASSISTS

PLAYER, TEAM	CL	G	NO.	AVG/G
1. Kelley, Tre'-SC	JR	16	83	5.19
2. Gordon, Jamont-MS	FR	16	82	5.13
3. Green, Taurean-UF	SO	16	80	5.00
4. Steele, Ronald-UA	SO	16	71	4.44
Rondo, Rajon-UK	SO	16	71	4.44
6. Robertson, Quantez-AU	FR	16	69	4.31
7. Mitchell, Darrel-LS	SR	16	68	4.25
Sparks, Patrick-UK	SR	16	68	4.25
9. Watson, C.J.-UT	SR	16	67	4.19
10. Jefferson, Dontell-AR	SR	16	61	3.81

BLOCKS

PLAYER, TEAM	CL	G	NO.	AVG/G
1. Thomas, Tyrus-LS	FR	14	42	3.00
2. Hill, Steven-AR	SO	16	46	2.88
3. Noah, Joakim-UF	SO	16	34	2.13
4. Horford, Al-UF	SO	16	29	1.81
5. Davidson, Jermareo-UA	JR	16	27	1.69
6. Idrissi, Younes-UG	SO	16	26	1.63
7. Hendrix, Richard-UA	FR	16	24	1.50
8. Wallace, Brandon-SC	JR	16	23	1.44
Rhodes, Charles-MS	SO	16	23	1.44
10. Barber, Korvotney-AU	FR	16	22	1.38
Townes, Darian-AR	SO	16	22	1.38
Patterson, Andre-UT	SR	16	22	1.38

STEALS

PLAYER, TEAM	CL	G	NO.	AVG/G
1. Rondo, Rajon-UK	SO	16	33	2.06
2. Watson, C.J.-UT	SR	16	31	1.94
3. Mercer, Mike-UG	FR	15	29	1.93
4. Mitchell, Darrel-LS	SR	16	30	1.88
Gaines, Sundiata-UG	SO	16	30	1.88
6. Brewer, Ronnie-AR	JR	16	29	1.81
7. Lofton, Chris-UT	SO	16	27	1.69
8. Curtis, Dwayne-UM	SO	15	25	1.67
9. Tolbert, Frank-AU	SO	16	26	1.63
10. Kinsey, Tarence-SC	SR	16	25	1.56
Mitchell, Tasmin-LS	FR	16	25	1.56
Steele, Ronald-UA	SO	16	25	1.56

ASSIST/TURNOVER RATIO (Min. 3.0 assists per game)


PLAYER, TEAM	CL	G	ASST	AVG	TO	AVG	RATIO
1. Bradshaw, Dane-UT	JR	16	60	3.8	24	1.5	2.50
2. Watson, C.J.-UT	SR	16	67	4.2	32	2.0	2.09
3. Rondo, Rajon-UK	SO	16	71	4.4	34	2.1	2.09
4. Sparks, Patrick-UK	SR	16	68	4.3	33	2.1	2.06
5. Jefferson, Dontell-AR	SR	16	61	3.8	32	2.0	1.91
6. Kelley, Tre'-SC	JR	16	83	5.2	47	2.9	1.77
7. Temple, Garrett-LS	FR	16	55	3.4	34	2.1	1.62
8. Mitchell, Darrel-LS	SR	16	68	4.3	47	2.9	1.45
9. Steele, Ronald-UA	SO	16	71	4.4	51	3.2	1.39
10. Green, Taurean-UF	SO	16	80	5.0	61	3.8	1.31

OFFENSIVE REBOUNDS


PLAYER, TEAM	CL	G	NO.	AVG/G
1. Davis, Glen-LS	SO	16	69	4.31
2. Curtis, Dwayne-UM	SO	15	59	3.93
3. Hendrix, Richard-UA	FR	16	52	3.25
4. Carroll, DeMarre-VU	SO	16	48	3.00
5. Rhodes, Charles-MS	SO	16	46	2.88
6. Davidson, Jermareo-UA	JR	16	43	2.69
7. Horford, Al-UF	SO	16	41	2.56
Thomas, Charles-AR	SO	16	41	2.56
9. Thomas, Tyrus-LS	FR	14	35	2.50
10. Patterson, Andre-UT	SR	16	39	2.44

DEFENSIVE REBOUNDS

PLAYER, TEAM	CL	G	NO.	AVG/G
1. Thomas, Tyrus-LS	FR	14	89	6.36
2. Hendrix, Richard-UA	FR	16	97	6.06
3. Davis, Glen-LS	SO	16	94	5.88
4. Davidson, Jermareo-UA	JR	16	93	5.81
5. Gordon, Jamont-MS	FR	16	90	5.63
6. Rhodes, Charles-MS	SO	16	89	5.56
7. Horford, Al-UF	SO	16	82	5.13
Noah, Joakim-UF	SO	16	82	5.13
9. Terrell, Julian-VU	SR	16	75	4.69
10. Patterson, Andre-UT	SR	16	72	4.50



In SEC play only, Jonathon Modica ranked among league leaders in five categories.



Charles Thomas was 17th in rebounding (5.6) in conference games only.

2006 REVIEW SEC STATISTICS





SEC TEAM STATISTICS (SEC Games Only)

2006 REVIEW SEC STATISTICS

SCORING OFFENSE

TEAM	G	W-L	PTS	AVG/G
1. Tennessee	16	12-4	1276	79.8
2. Florida	16	10-6	1214	75.9
3. Arkansas	16	10-6	1174	73.4
4. Kentucky	16	9-7	1161	72.6
5. LSU	16	14-2	1140	71.2
6. Alabama	16	10-6	1094	68.4
7. Vanderbilt	16	7-9	1091	68.2
8. Mississippi State	16	5-11	1063	66.4
9. Georgia	16	5-11	1051	65.7
10. South Carolina	16	6-10	1047	65.4
11. Auburn	16	4-12	990	61.9
12. Ole Miss	16	4-12	976	61.0

SCORING DEFENSE

TEAM	G	PTS	AVG/G
1. LSU	16	1021	63.8
2. South Carolina	16	1063	66.4
3. Vanderbilt	16	1071	66.9
4. Arkansas	16	1078	67.4
5. Alabama	16	1083	67.7
6. Florida	16	1107	69.2
7. Kentucky	16	1111	69.4
8. Ole Miss	16	1112	69.5
9. Auburn	16	1125	70.3
10. Mississippi State	16	1146	71.6
11. Georgia	16	1177	73.6
12. Tennessee	16	1183	73.9

REBOUNDING OFFENSE

TEAM	G	REBS	AVG/G
1. Mississippi State	16	605	37.8
2. LSU	16	602	37.6
3. Alabama	16	595	37.2
4. Arkansas	16	568	35.5
5. Kentucky	16	546	34.1
6. Florida	16	543	33.9
7. Tennessee	16	530	33.1
8. Ole Miss	16	517	32.3
9. South Carolina	16	516	32.2
10. Georgia	16	511	31.9
11. Auburn	16	509	31.8
12. Vanderbilt	16	481	30.1

REBOUNDING DEFENSE

TEAM	G	REBS	AVG/G
1. South Carolina	16	498	31.1
2. Kentucky	16	500	31.3
3. LSU	16	525	32.8
4. Ole Miss	16	528	33.0
5. Alabama	16	529	33.1
6. Vanderbilt	16	530	33.1
7. Florida	16	539	33.7
8. Auburn	16	549	34.3
9. Mississippi State	16	552	34.5
10. Arkansas	16	575	35.9
11. Tennessee	16	577	36.1
12. Georgia	16	621	38.8

FIELD GOAL PERCENTAGE

TEAM	G	FG	FGA	PCT
1. Florida	16	414	863	.480
2. Kentucky	16	432	908	.476
3. Tennessee	16	457	986	.463
4. Vanderbilt	16	391	848	.461
5. LSU	16	410	894	.459
6. Arkansas	16	416	918	.453
7. Alabama	16	382	858	.445
8. South Carolina	16	386	880	.439
9. Mississippi State	16	399	913	.437
10. Ole Miss	16	358	850	.421
11. Auburn	16	355	851	.417
12. Georgia	16	394	967	.407

FIELD GOAL PERCENTAGE DEFENSE

TEAM	G	FG	FGA	PCT
1. LSU	16	389	945	.412
2. Alabama	16	407	959	.424
3. Arkansas	16	396	932	.425
4. Florida	16	400	928	.431
5. Vanderbilt	16	377	869	.434
6. Mississippi State	16	414	947	.437
7. Kentucky	16	384	876	.438
8. South Carolina	16	387	830	.466
9. Auburn	16	393	840	.468
10. Ole Miss	16	385	821	.469
11. Tennessee	16	440	916	.480
12. Georgia	16	422	873	.483

THREE-POINT FIELD GOAL PERCENTAGE

TEAM	G	3FG	3FGA	PCT
1. Vanderbilt	16	131	325	.403
2. Tennessee	16	141	361	.391
3. Kentucky	16	128	343	.373
4. Florida	16	106	294	.361

TEAM	G	3FG	3FGA	PCT
5. LSU	16	71	205	.346
6. Arkansas	16	94	275	.342
7. South Carolina	16	117	343	.341
8. Alabama	16	86	254	.339
9. Auburn	16	107	322	.332
10. Mississippi State	16	89	282	.316
11. Ole Miss	16	91	289	.315
12. Georgia	16	101	331	.305

THREE-POINT FG PERCENTAGE DEFENSE

TEAM	G	3FG	3FGA	PCT
1. Ole Miss	16	80	248	.323
2. Vanderbilt	16	99	306	.324
3. Florida	16	97	298	.326
4. Tennessee	16	104	306	.340
5. Alabama	16	122	353	.346
6. LSU	16	100	283	.353
7. Mississippi State	16	118	332	.355
8. Auburn	16	110	309	.356
9. Georgia	16	98	274	.358
10. Arkansas	16	105	289	.363
11. South Carolina	16	112	308	.364
12. Kentucky	16	117	318	.368

THREE-POINT FIELD GOALS MADE

TEAM	G	3FG	AVG/G
1. Tennessee	16	141	8.81
2. Vanderbilt	16	131	8.19
3. Kentucky	16	128	8.00
4. South Carolina	16	117	7.31
5. Auburn	16	107	6.69
6. Florida	16	106	6.63
7. Georgia	16	101	6.31
8. Arkansas	16	94	5.88
9. Ole Miss	16	91	5.69
10. Mississippi State	16	89	5.56
11. Alabama	16	86	5.38
12. LSU	16	71	4.44

FREE THROW PERCENTAGE

TEAM	G	FTM	FTA	PCT
1. Florida	16	280	363	.771
2. LSU	16	249	340	.732
3. Vanderbilt	16	178	245	.727
4. Alabama	16	244	340	.718
5. Tennessee	16	221	318	.695
6. Arkansas	16	248	359	.691
7. South Carolina	16	158	229	.690
8. Georgia	16	162	247	.656
9. Kentucky	16	169	258	.655
10. Auburn	16	173	275	.629
11. Ole Miss	16	169	276	.612
12. Mississippi State	16	176	294	.599

ASSISTS

TEAM	G	NO.	AVG/G
1. Tennessee	16	262	16.38
2. Vanderbilt	16	245	15.31
3. Florida	16	242	15.13
4. Arkansas	16	238	14.88
5. LSU	16	236	14.75
6. Kentucky	16	230	14.38
7. South Carolina	16	210	13.13
8. Auburn	16	194	12.13
9. Ole Miss	16	193	12.06
10. Alabama	16	189	11.81
11. Mississippi State	16	187	11.69
12. Georgia	16	177	11.06

BLOCKS

TEAM	G	NO.	AVG/G
1. LSU	16	100	6.25
2. Arkansas	16	88	5.50
3. Florida	16	77	4.81
4. Mississippi State	16	73	4.56
5. South Carolina	16	68	4.25
6. Alabama	16	66	4.13
7. Auburn	16	62	3.88
8. Georgia	16	59	3.69
9. Kentucky	16	45	2.81
10. Tennessee	16	39	2.44
Vanderbilt	16	39	2.44
12. Ole Miss	16	33	2.06

STEALS

TEAM	G	NO.	AVG/G
1. Tennessee	16	152	9.50
2. Georgia	16	145	9.06
3. LSU	16	136	8.50
4. Auburn	16	129	8.06
5. Florida	16	114	7.13
6. Ole Miss	16	113	7.06
7. South Carolina	16	108	6.75
8. Arkansas	16	105	6.56
9. Alabama	16	101	6.31

TEAM	G	NO.	AVG/G
10. Kentucky	16	99	6.19
11. Mississippi State	16	97	6.06
12. Vanderbilt	16	85	5.31

SCORING MARGIN

TEAM	G	OFF	DEF	MARGIN
1. LSU	16	71.2	63.8	+7.4
2. Florida	16	75.9	69.2	+6.7
3. Arkansas	16	73.4	67.4	+6.0
4. Tennessee	16	79.8	73.9	+5.8
5. Kentucky	16	72.6	69.4	+3.1
6. Vanderbilt	16	68.2	66.9	+1.2
7. Alabama	16	68.4	67.7	+0.7
8. South Carolina	16	65.4	66.4	-1.0
9. Mississippi State	16	66.4	71.6	-5.2
10. Georgia	16	65.7	73.6	-7.9
11. Auburn	16	61.9	70.3	-8.4
12. Ole Miss	16	61.0	69.5	-8.5

REBOUNDING MARGIN

TEAM	G	TEAM	AVG	OPP	AVG	MAR
1. LSU	16	602	37.6	525	32.8	+4.8
2. Alabama	16	595	37.2	529	33.1	+4.1
3. Mississippi St.	16	605	37.8	552	34.5	+3.3
4. Kentucky	16	546	34.1	500	31.3	+2.9
5. South Carolina	16	516	32.2	498	31.1	+1.1
6. Florida	16	543	33.9	539	33.7	+0.2
7. Arkansas	16	568	35.5	575	35.9	-0.4
8. Ole Miss	16	517	32.3	528	33.0	-0.7
9. Auburn	16	509	31.8	549	34.3	-2.5
10. Tennessee	16	530	33.1	577	36.1	-2.9
11. Vanderbilt	16	481	30.1	530	33.1	-3.1
12. Georgia	16	511	31.9	621	38.8	-6.9

TURNOVER MARGIN

TEAM	G	TEAM	AVG	OPP	AVG	MAR
1. Tennessee	16	200	12.5	273	17.1	+4.56
2. Georgia	16	229	14.3	274	17.1	+2.81
3. Arkansas	16	200	12.5	237	14.8	+2.31
4. South Carolina	16	200	12.5	203	12.7	+0.19
5. Vanderbilt	16	212	13.3	214	13.4	+0.12
6. LSU	16	234	14.6	231	14.4	-0.19
7. Florida	16	237	14.8	233	14.6	-0.25
8. Kentucky	16	215	13.4	209	13.1	-0.38
9. Auburn	16	271	16.9	255	15.9	-1.00
10. Ole Miss	16	250	15.6	231	14.4	-1.19
11. Alabama	16	228	14.3	185	11.6	-2.69
12. Mississippi St.	16	269	16.8	200	12.5	-4.31


ASSIST/TURNOVER RATIO

TEAM	G	ASST	AVG	TO	AVG	RATIO
1. Tennessee	16	262	16.4	200	12.5	1.31
2. Arkansas	16	238	14.9	200	12.5	1.19
3. Vanderbilt	16	245	15.3	212	13.3	1.16
4. Kentucky	16	230	14.4	215	13.4	1.07
5. South Carolina	16	210	13.1	200	12.5	1.05
6. Florida	16	242	15.1	237	14.8	1.02
7. LSU	16	236	14.8	234	14.6	1.01
8. Alabama	16	189	11.8	228	14.3	0.83
9. Georgia	16	177	11.1	229	14.3	0.77
10. Ole Miss	16	193	12.1	250	15.6	0.77
11. Auburn	16	194	12.1	271		


Ronnie Brewer ended his career 16th on Arkansas' career scoring list (1,416), seventh in steals (216), 10th in assists (299) and tied for 10th in free throws made (326).



UA RECORDS



Joe Kleine's 18.1 career scoring average is fifth-best in school history while his .585 field goal percentage (668-1,142) is fourth-best.




Vernon Murphy's 8.3 career rebounding average ties Sidney Moncrief for second-best in school history.

1,000-POINT SCORERS	154	ASSISTS	167
SCORING	157	BLOCKED SHOTS	168
30-POINT GAMES	158	TEAM RECORDS	169
THREE-POINT SHOOTING	159	TEAM STATISTICAL COMPARISONS ..	174
FIELD GOALS MADE	160	100-POINT GAMES	177
FIELD GOAL PERCENTAGE	161	MISCELLANEOUS RECORDS	178
FREE-THROW SHOOTING	162	SERIES STANDINGS, RESULTS	179
FREE-THROW PERCENTAGE	163	YEAR-BY-YEAR RECORDS	188
REBOUNDING	164	COACHING RECORDS	189
STEALS	166	SEASON RESULTS	190



1,000-POINT SCORERS

RECORDS 1,000-POINT SCORERS



TODD DAY
2,395 Points
1989-92

Seasons	G	FGM-FGA	Pct.	3FGM-3FGA	Pct.	FTM-FTA	Pct.	Reb.	Avg.	Pts.	Avg.
1988-89	32	148-328	.451	31-90	.344	98-137	.715	129	4.0	425	13.3
1989-90	35	237-483	.491	71-176	.403	139-183	.760	188	5.4	684	19.5
1990-91	38	277-586	.473	67-189	.354	165-221	.747	201	5.3	786	20.7
1991-92	22	173-347	.499	57-133	.429	97-127	.764	155	7.0	500	22.7
Totals	127	835-1744	.479	226-588	.384	499-668	.747	673	5.3	2395	18.9



SIDNEY MONCRIEF
2,066 Points
1976-79

Seasons	G	FGM-FGA	Pct.	3FGM-3FGA	Pct.	FTM-FTA	Pct.	Reb.	Avg.	Pts.	Avg.
1975-76	28	149-224	.665	—	—	56-77	.727	213	7.6	354	12.6
1976-77	28	157-242	.649	—	—	117-171	.684	235	8.4	431	15.4
1977-78	36	209-354	.590	—	—	203-256	.793	278	7.7	621	17.3
1978-79	30	224-400	.560	—	—	212-248	.855	289	9.6	660	22.0
Totals	122	739-1220	.616	—	—	588-752	.765	1015	8.3	2066	16.9



LEE MAYBERRY
1,940 Points
1989-92

Seasons	G	FGM-FGA	Pct.	3FGM-3FGA	Pct.	FTM-FTA	Pct.	Reb.	Avg.	Pts.	Avg.
1988-89	32	157-314	.500	33-74	.446	67-91	.736	102	3.2	414	12.9
1989-90	35	193-381	.507	65-129	.504	57-72	.792	100	2.6	508	14.5
1990-91	38	192-397	.484	57-149	.383	59-93	.634	129	3.4	500	13.2
1991-92	34	181-368	.492	63-162	.389	93-125	.744	78	2.3	518	15.2
Totals	139	723-1460	.495	218-514	.424	276-381	.724	409	2.9	1940	14.0



SCOTT HASTINGS
1,779 Points
1979-82

Seasons	G	FGM-FGA	Pct.	3FGM-3FGA	Pct.	FTM-FTA	Pct.	Reb.	Avg.	Pts.	Avg.
1978-79	30	97-191	.508	—	—	54-74	.730	138	4.6	248	8.3
1979-80	29	172-322	.534	—	—	125-160	.781	194	6.7	469	16.2
1980-81	32	192-341	.563	—	—	139-189	.735	173	5.4	523	16.3
1981-82	29	204-369	.553	—	—	131-177	.740	194	6.7	539	18.6
Totals	120	665-1223	.544	—	—	449-600	.748	699	5.8	1779	14.8




PAT BRADLEY
1,765 Points
1996-99

Seasons	G	FGM-FGA	Pct.	3FGM-3FGA	Pct.	FTM-FTA	Pct.	Reb.	Avg.	Pts.	Avg.
1995-96	33	107-256	.418	82-198	.414	39-51	.765	67	2.0	335	10.2
1996-97	32	150-339	.442	98-230	.426	63-69	.913	72	2.3	461	14.4
1997-98	33	161-421	.382	98-242	.384	74-82	.902	88	2.7	489	14.8
1998-99	34	158-396	.399	93-245	.380	71-86	.826	86	2.5	480	14.1
Totals	132	576-1412	.408	366-915	.400	247-288	.858	313	2.4	1765	13.4




JOE KLEINE
1,753 Points
1983-85

Seasons	G	FGM-FGA	Pct.	3FGM-3FGA	Pct.	FTM-FTA	Pct.	Reb.	Avg.	Pts.	Avg.
1982-83	30	165-307	.538	—	—	69-109	.633	219	7.3	399	13.3
1983-84	32	209-351	.595	—	—	163-211	.773	293	9.2	581	18.2
1984-85	35	294-484	.607	—	—	185-257	.720	294	8.4	773	22.1
Totals	97	668-1142	.585	—	—	417-577	.723	806	8.3	1753	18.1




MARVIN DELPH
1,742 Points
1975-78

Seasons	G	FGM-FGA	Pct.	3FGM-3FGA	Pct.	FTM-FTA	Pct.	Reb.	Avg.	Pts.	Avg.
1974-75	26	68-135	.504	—	—	26-32	.813	66	2.5	162	6.2
1975-76	27	196-393	.499	—	—	48-58	.828	190	7.0	440	16.3
1976-77	28	245-460	.533	—	—	62-84	.738	154	5.5	552	19.7
1977-78	35	253-452	.560	—	—	82-94	.872	199	5.7	588	16.8
Totals	116	762-1440	.529	—	—	218-268	.813	609	5.3	1742	15.0




CORLISS WILLIAMSON
1,728 Points
1993-95

Seasons	G	FGM-FGA	Pct.	3FGM-3FGA	Pct.	FTM-FTA	Pct.	Reb.	Avg.	Pts.	Avg.
1992-93	18	101-176	.574	0-0	.000	61-98	.622	92	5.1	263	14.6
1993-94	34	273-436	.626	0-0	.000	149-213	.700	262	7.7	695	20.4
1994-95	39	283-515	.550	1-6	.167	203-304	.668	293	7.5	770	19.7
Totals	91	657-1127	.583	1-6	.167	413-615	.672	647	7.1	1728	19.0



OLIVER MILLER
1,674 Points
1989-92

Seasons	G	FGM-FGA	Pct.	3FGM-3FGA	Pct.	FTM-FTA	Pct.	Reb.	Avg.	Pts.	Avg.
1988-89	30	88-161	.547	4-12	.333	50-78	.641	112	3.7	230	7.7
1989-90	35	152-238	.639	0-4	.000	86-132	.652	219	6.3	390	11.1
1990-91	38	254-361	.704	1-3	.333	87-135	.644	294	7.7	596	15.7
1991-92	34	186-309	.602	0-11	.000	86-133	.647	261	7.7	458	13.5
Totals	137	680-1069	.636	5-30	.167	309-478	.645	886	6.5	1674	12.2



SCOTTY THURMAN
1,650 Points
1993-95

Seasons	G	FGM-FGA	Pct.	3FGM-3FGA	Pct.	FTM-FTA	Pct.	Reb.	Avg.	Pts.	Avg.
1992-93	31	204-439	.465	80-181	.442	52-65	.800	136	4.4	540	17.4
1993-94	34	201-429	.469	85-198	.429	52-71	.732	153	4.5	539	15.9
1994-95	37	206-450	.458	102-239	.427	57-73	.781	145	3.9	571	15.4
Totals	102	611-1318	.464	267-618	.432	161-209	.770	434	4.3	1650	16.2






RAZORBACKS

6 FINAL FOUR APPEARANCES

1,000-POINT SCORERS

Seasons	G	FGM-FGA	Pct.	3FGM-3FGA	Pct.	FTM-FTA	Pct.	Reb.	Avg.	Pts.	Avg.
1944-45	24	192	NA	—	—	65-95	.684	na	na	449	18.7
1945-46	23	154	NA	—	—	80-107	.748	na	na	388	16.8
1946-47	24	136	NA	—	—	66-97	.680	na	na	338	14.1
1947-48	23	191	NA	—	—	87-128	.680	na	na	469	20.4
Totals	94	673	NA	—	—	298-427	.698	na	na	1644	17.5

11
GEORGE KOK
1,644 Points
1945-48



Seasons	G/GS	FGM-FGA	Pct.	3FGM-3FGA	Pct.	FTM-FTA	Pct.	Reb.	Avg.	Pts.	Avg.
2002-03	28/19	117-252	.464	31-86	.360	58-88	.659	125	4.5	323	11.5
2003-04	28/23	157-340	.462	37-114	.325	111-142	.782	125	4.5	462	16.5
2004-05	30/12	103-198	.520	30-70	.429	53-91	.582	85	2.8	289	9.6
2005-06	32/32	178-376	.473	55-157	.350	104-142	.732	128	4.0	515	16.1
Totals	118/86	555-1166	.476	153-427	.358	326-463	.704	463	3.9	1589	13.5

12
JONATHAN MODICA
1,589 Points
2003-06



Seasons	G	FGM-FGA	Pct.	3FGM-3FGA	Pct.	FTM-FTA	Pct.	Reb.	Avg.	Pts.	Avg.
1986-87	33	129-291	.443	22-61	.361	106-137	.774	117	3.5	386	11.7
1987-88	30	147-324	.454	27-69	.391	82-113	.726	121	4.0	403	13.4
1989-90	33	119-257	.463	17-52	.327	74-94	.787	98	3.0	329	10.0
1990-91	38	139-284	.489	28-73	.384	126-150	.840	124	3.3	432	11.4
Totals	134	534-1156	.462	94-255	.369	388-494	.785	460	3.4	1550	11.6

13
RON HUERY
1,550 Points
1987-91



Seasons	G	FGM-FGA	Pct.	3FGM-3FGA	Pct.	FTM-FTA	Pct.	Reb.	Avg.	Pts.	Avg.
1995-96	33	141-357	.395	28-108	.259	116-169	.686	101	3.1	426	12.9
1996-97	32	112-271	.413	17-73	.233	74-106	.698	86	2.7	315	9.8
1997-98	32	127-295	.431	39-113	.345	88-119	.738	68	2.1	381	11.9
1998-99	34	117-293	.399	36-112	.321	83-108	.769	86	2.5	353	10.4
Totals	131	497-1216	.409	120-406	.296	361-502	.719	427	2.6	1475	11.3

14
KAREEM REID
1,475 Points
1996-99



Seasons	G	FGM-FGA	Pct.	3FGM-3FGA	Pct.	FTM-FTA	Pct.	Reb.	Avg.	Pts.	Avg.
1975-76	28	130-226	.575	—	—	74-99	.748	105	3.8	334	11.9
1976-77	27	199-326	.610	—	—	61-97	.629	85	3.1	459	17.0
1977-78	36	258-486	.531	—	—	131-157	.834	112	3.1	647	18.0
Totals	91	587-1038	.566	—	—	266-353	.754	302	3.3	1440	15.8

15
RON BREWER
1,440 Points
1976-78



Seasons	G/GS	FGM-FGA	Pct.	3FGM-3FGA	Pct.	FTM-FTA	Pct.	Reb.	Avg.	Pts.	Avg.
2003-04	28/28	125-260	.481	17-64	.266	74-129	.574	153	5.5	341	12.2
2004-05	30/29	171-360	.475	36-91	.396	108-165	.655	145	4.8	486	16.2
2005-06	32/31	197-447	.441	51-151	.338	144-192	.750	154	4.8	589	18.4
Totals	90/88	493-1067	.462	104-306	.340	326-486	.671	452	5.0	1416	15.7

16
RONNIE BREWER
1,416 Points
2004-06



Seasons	G	FGM-FGA	Pct.	3FGM-3FGA	Pct.	FTM-FTA	Pct.	Reb.	Avg.	Pts.	Avg.
1971-72	26	213-454	.464	—	—	207-261	.793	141	5.4	633	24.3
1972-73	26	264-508	.520	—	—	207-242	.855	95	3.7	735	28.3
Totals	52	477-962	.496	—	—	414-503	.823	236	4.5	1368	26.3

17
MARTIN TERRY
1,368 Points
1972-73



Seasons	G	FGM-FGA	Pct.	3FGM-3FGA	Pct.	FTM-FTA	Pct.	Reb.	Avg.	Pts.	Avg.
1980-81	31	137-269	.509	—	—	75-125	.600	139	4.5	349	11.3
1981-82	29	162-316	.513	—	—	106-161	.658	152	5.2	430	14.8
1982-83	30	197-374	.527	—	—	152-238	.639	172	5.7	546	18.2
Totals	90	496-959	.517	—	—	333-524	.635	463	5.1	1325	14.7

18
DARRELL WALKER
1,325 Points
1981-83




Seasons	G	FGM-FGA	Pct.	3FGM-3FGA	Pct.	FTM-FTA	Pct.	Reb.	Avg.	Pts.	Avg.
1971-72	26	164-340	.482	—	—	76-155	.490	257	9.9	404	15.5
1972-73	25	183-356	.514	—	—	74-142	.521	310	12.4	440	17.6
1973-74	21	204-373	.547	—	—	64-115	.557	278	13.2	472	22.5
Totals	72	551-1069	.515	—	—	214-412	.585	845	11.7	1316	17.0

19
DEAN TOLSON
1,316 Points
1972-74



Seasons	G	FGM-FGA	Pct.	3FGM-3FGA	Pct.	FTM-FTA	Pct.	Reb.	Avg.	Pts.	Avg.
1977-78	31	27-48	.563	—	—	31-45	.689	37	1.2	85	2.7
1978-79	30	128-238	.538	—	—	97-141	.688	95	3.2	353	11.8
1979-80	29	166-298	.557	—	—	74-93	.796	108	3.7	406	14.0
1980-81	32	155-302	.513	—	—	106-140	.757	131	4.1	416	13.0
Totals	122	427-886	.482	—	—	308-419	.735	371	3.0	1260	10.3

20
U.S. REED
1,260 Points
1978-81



RECORDS 1,000-POINT SCORERS





1,000-POINT SCORERS

RECORDS 1,000-POINT SCORERS



21
DEREK HOOD
1,247 Points
1996-99

Seasons	G	FGM-FGA	Pct.	3FGM-3FGA	Pct.	FTM-FTA	Pct.	Reb.	Avg.	Pts.	Avg.
1995-96	33	105-222	.473	0-0	.000	36-82	.439	200	6.1	246	7.5
1996-97	32	130-269	.483	0-1	.000	50-79	.633	257	8.0	310	9.7
1997-98	32	119-237	.502	0-0	.000	32-60	.533	196	6.1	270	8.4
1998-99	34	173-306	.565	0-2	.000	75-110	.682	349	10.3	421	12.4
Totals	131	527-1034	.510	0-3	.000	193-331	.583	1002	7.6	1247	9.5



22
MARIO CREDIT
1,162 Points
1987-90

Seasons	G	FGM-FGA	Pct.	3FGM-3FGA	Pct.	FTM-FTA	Pct.	Reb.	Avg.	Pts.	Avg.
1986-87	32	77-126	.611	0-0	.000	39-60	.650	92	2.9	193	6.0
1987-88	30	107-183	.585	0-0	.000	79-118	.669	141	4.7	293	9.8
1988-89	32	149-246	.606	0-0	.000	68-117	.581	146	4.6	366	11.4
1989-90	33	106-185	.573	0-0	.000	98-126	.778	129	3.9	310	9.4
Totals	127	439-740	.593	0-0	.000	284-421	.675	508	4.0	1162	9.1



23
BRANDON DEAN
1,130 Points
1999-02

Seasons	G	FGM-FGA	Pct.	3FGM-3FGA	Pct.	FTM-FTA	Pct.	Reb.	Avg.	Pts.	Avg.
1998-99	33	92-202	.455	30-82	.366	17-33	.515	75	2.3	231	7.0
1999-00	34	112-254	.441	33-109	.303	33-53	.623	69	2.0	290	8.5
2000-01	31	91-211	.431	38-105	.362	34-55	.618	67	2.2	254	8.2
2001-02	29	132-273	.484	48-135	.356	43-59	.729	83	3.0	355	12.2
Totals	127	427-940	.454	149-431	.346	127-200	.635	294	2.3	1130	8.3



24
ALVIN ROBERTSON
1,097 Points
1982-84

Seasons	G	FGM-FGA	Pct.	3FGM-3FGA	Pct.	FTM-FTA	Pct.	Reb.	Avg.	Pts.	Avg.
1981-82	28	84-159	.528	—	—	35-58	.603	62	2.2	203	7.3
1982-83	28	161-294	.548	—	—	76-115	.661	137	4.9	398	14.2
1983-84	32	187-375	.499	—	—	122-182	.670	175	5.5	496	15.5
Totals	88	432-828	.522	—	—	233-355	.656	374	4.3	1097	12.4



25
JAMES ELDRIDGE
1,090 Points
1968-70

Seasons	G	FGM-FGA	Pct.	3FGM-3FGA	Pct.	FTM-FTA	Pct.	Reb.	Avg.	Pts.	Avg.
1967-68	24	155-305	.508	—	—	88-128	.688	173	7.2	398	16.6
1968-69	24	141-308	.458	—	—	46-73	.630	170	7.1	328	13.7
1969-70	24	149-339	.440	—	—	58-81	.716	174	7.3	364	15.2
Totals	72	445-952	.467	—	—	192-282	.681	517	7.2	1090	15.1



26
TOMMY BOYER
1,067 Points
1961-63

Seasons	G	FGM-FGA	Pct.	3FGM-3FGA	Pct.	FTM-FTA	Pct.	Reb.	Avg.	Pts.	Avg.
1960-61	23	99-229	.432	—	—	43-58	.741	105	4.6	241	10.5
1961-62	23	131-308	.425	—	—	125-134	.933	111	4.8	387	16.8
1962-63	24	146-326	.448	—	—	147-161	.913	76	3.2	439	18.3
Totals	70	376-863	.436	—	—	315-353	.892	292	4.2	1067	15.2




27
ERIC FERGUSON
1,047 Points
2003-06

Seasons	G/GS	FGM-FGA	Pct.	3FGM-3FGA	Pct.	FTM-FTA	Pct.	Reb.	Avg.	Pts.	Avg.
2002-03	28/26	104-296	.351	46-150	.307	51-85	.600	86	3.1	305	10.9
2003-04	28/20	75-202	.371	29-85	.341	48-56	.857	73	2.6	227	8.1
2004-05	30/17	98-245	.400	44-119	.370	23-38	.605	80	2.7	263	8.8
2005-06	31/9	92-228	.404	41-126	.325	27-45	.600	74	2.4	252	8.1
Totals	117/72	369-971	.380	160-480	.333	149-224	.665	313	2.7	1047	8.9



28
JERRY CARLTON
1,042 Points
1960-62

Seasons	G	FGM-FGA	Pct.	3FGM-3FGA	Pct.	FTM-FTA	Pct.	Reb.	Avg.	Pts.	Avg.
1959-60	24	100-231	.433	—	—	59-80	.738	105	4.4	259	10.8
1960-61	23	122-281	.434	—	—	101-117	.863	96	4.2	345	15.0
1961-62	24	149-355	.419	—	—	140-159	.880	119	5.0	438	18.2
Totals	71	371-867	.428	—	—	300-356	.843	320	4.5	1042	14.7



29
CLINT MCDANIEL
1,007 Points
1992-95

Seasons	G	FGM-FGA	Pct.	3FGM-3FGA	Pct.	FTM-FTA	Pct.	Reb.	Avg.	Pts.	Avg.
1991-92	27	33-97	.340	11-35	.314	29-39	.744	29	1.1	106	3.9
1992-93	30	76-177	.429	21-73	.288	52-77	.675	58	1.9	225	7.5
1993-94	31	81-199	.407	38-108	.352	52-69	.754	87	2.8	252	8.1
1994-95	37	139-302	.460	55-139	.396	91-119	.765	113	3.1	424	11.5
Totals	125	329-775	.425	125-355	.352	224-304	.737	287	2.3	1007	8.1



30
ROBERT MCKENZIE
1,006 Points
1968-70

Seasons	G	FGM-FGA	Pct.	3FGM-3FGA	Pct.	FTM-FTA	Pct.	Reb.	Avg.	Pts.	Avg.
1967-68	24	125-283	.442	—	—	109-132	.826	150	6.3	359	15.0
1968-69	21	108-242	.446	—	—	68-84	.810	104	5.0	284	13.5
1969-70	24	135-305	.443	—	—	95-145	.655	182	7.6	365	15.2
Totals	69	367-830	.442	—	—	272-361	.753	436	6.3	1006	14.6



SCORING

Game

1. 47 Martin Terry vs. SMU, 1973
2. 46 Martin Terry vs. Texas A&M, 1972
3. 45 Dean Tolson vs. Texas A&M, 1974
4. 43 Todd Day vs. LSU, 1992
- 43 Martin Terry vs. Memphis, 1973

Season

1. 786 Todd Day, 1991
2. 773 Joe Kleine, 1985
3. 770 Corliss Williamson, 1995
4. 735 Martin Terry, 1973
5. 695 Corliss Williamson, 1994
6. 684 Todd Day, 1990
7. 660 Sidney Moncrief, 1979
8. 647 Ron Brewer, 1978
9. 633 Martin Terry, 1972
10. 621 Sidney Moncrief, 1978

Career

1. 2,395 Todd Day, 1989-92
2. 2,066 Sidney Moncrief, 1976-79
3. 1,940 Lee Mayberry, 1989-92
4. 1,779 Scott Hastings, 1979-82
5. 1,765 Pat Bradley, 1996-99
6. 1,753 Joe Kleine, 1983-85
7. 1,742 Marvin Delph, 1975-78
8. 1,728 Corliss Williamson, 1993-95
9. 1,674 Oliver Miller, 1989-92
10. 1,650 Scotty Thurman, 1993-95

SEC Game

1. 43 Todd Day vs. LSU, 1992
2. 39 Todd Day vs. Alabama, 1992
3. 37 Jonathon Modica vs. South Carolina, 2/4/06
4. 35 Jannero Pargo at Miss. St., 2/27/02
- 35 Jannero Pargo vs. Florida, 1/26/02
- 35 Lee Mayberry vs. LSU, 1992
- 35 Todd Day vs. Auburn, 1992

SEC Season

1. 368 Todd Day, 1992
2. 348 Corliss Williamson, 1995
3. 333 Corliss Williamson, 1994
4. 301 Ronnie Brewer, 2006
5. 275 Scotty Thurman, 1994

SEC Career

1. 866 Corliss Williamson, 1993-95
2. 855 Jonathon Modica, 2003-06
3. 834 Pat Bradley, 1996-99
4. 819 Scotty Thurman, 1993-95
5. 753 Ronnie Brewer, 2004-06

SEASON SCORING AVERAGE

Season

1. 28.3 Martin Terry, 1973 (735 Pts., 26 games)
2. 24.3 Martin Terry, 1972 (633 Pts., 26 games)
3. 22.5 Dean Tolson, 1974 (472 Pts., 26 games)

4. 22.1 Joe Kleine, 1985 (773 Pts., 35 games)
5. 22.0 Sidney Moncrief, 1979 (660 Pts., 30 games)

Career

1. 26.3 Martin Terry, 1972-73 (1,368 Pts., 52 games)
2. 19.7 Corliss Williamson, 1993-95 (1,728 Pts., 91 games)
3. 18.9 Todd Day, 1989-92 (2,395 Pts., 127 games)
4. 18.3 Dean Tolson, 1972-74 (1,316 Pts., 72 games)
5. 18.1 Joe Kleine, 1983-85 (1,753 Pts., 97 games)

SEC Season

1. 23.0 Todd Day, 1992
2. 21.8 Corliss Williamson, 1995
3. 20.8 Corliss Williamson, 1994
4. 18.8 Ronnie Brewer, 2006
5. 17.8 Jonathon Modica, 2006

SEC Career

1. 23.0 Todd Day, 1992
2. 19.7 Corliss Williamson, 1993-95
3. 17.1 Scotty Thurman, 1993-95
4. 16.3 Lee Mayberry, 1992
5. 15.7 Ronnie Brewer, 2004-06
6. 15.3 Jannero Pargo, 2001-02
7. 14.5 Joe Johnson, 2000-01
8. 13.4 Jonathon Modica, 2003-06
9. 13.0 Pat Bradley, 1996-99


SEASON SCORING LEADERS

Year	Player	G	Pts.	Avg.
2005-06	Ronnie Brewer	32	589	18.4
2004-05	Ronnie Brewer	30	486	16.2
2003-04	Jonathon Modica	28	462	16.5
2002-03	Jonathon Modica	28	323	11.5
2001-02	Jannero Pargo	29	482	16.6
2000-01	Joe Johnson	30	427	14.2
1999-00	Joe Johnson	23	368	16.0
1998-99	Pat Bradley	34	480	14.1
1997-98	Pat Bradley	33	489	14.8
1996-97	Pat Bradley	32	461	14.4
1995-96	Kareem Reid	33	426	12.9
1994-95	Corliss Williamson	39	770	19.7
1993-94	Corliss Williamson	34	695	20.4
1992-93	Scotty Thurman	31	540	17.4
1991-92	Lee Mayberry	34	500	15.2
1990-91	Todd Day	38	786	20.7
1989-90	Todd Day	35	684	19.5
1988-89	Lenzie Howell	32	466	14.6
1987-88	Ron Huery	30	403	13.4
1986-87	Tim Scott	33	393	11.9
1985-86	Mike Ratliff	28	368	13.1
1984-85	Joe Kleine	35	773	22.1
1983-84	Joe Kleine	32	581	18.2
1982-83	Darrell Walker	30	546	18.2
1981-82	Scott Hastings	29	539	18.6
1980-81	Scott Hastings	32	523	16.3
1979-80	Scott Hastings	29	469	16.2
1978-79	Sidney Moncrief	30	660	22.0
1977-78	Ron Brewer	36	647	18.0
1976-77	Marvin Delph	28	552	19.7

Year	Player	G	Pts.	Avg.
1975-76	Marvin Delph	27	440	16.3
1974-75	Kent Allison	26	393	15.1
1973-74	Dean Tolson	21	472	22.5
1972-73	Martin Terry	26	735	28.3
1971-72	Martin Terry	26	633	24.3
1970-71	Almer Lee	23	441	19.2
1969-70	Almer Lee	24	409	17.0
1968-69	James Eldridge	24	328	13.7
1967-68	James Eldridge	24	398	16.6
1966-67	Tommy Rowland	24	443	18.5
1965-66	Ricky Sugg	24	328	13.6
1964-65	Ricky Sugg	24	340	14.2
1963-64	Jim Magness	24	356	14.8
1962-63	Tommy Boyer	24	439	18.3
1961-62	Jerry Carlton	24	438	18.2
1960-61	Pat Foster	23	355	15.4
1959-60	Clyde Rhoden	24	389	16.2
1958-59	Clyde Rhoden	24	350	14.6
1957-58	Fred Grim	27	380	14.1
1956-57	Terry Day	24	301	12.5
1955-56	Manuel Whitley	24	407	17.0
1954-55	Jerald Barnett	24	247	10.3
1953-54	Jerald Barnett	23	225	9.8
1952-53	Eugene Lambert, Jr.	21	270	12.9
1951-52	Walter Kearns	24	216	9.0
1950-51	Billy Hester	22	201	9.1
1949-50	Jim Cathcart	23	233	10.1
1948-49	Bob Ambler	26	259	10.0
1947-48	George Kok	23	469	20.4
1946-47	Al Williams	24	380	15.8

CAREER SCORING LEADERS


Todd Day
2,395 1989-92



Sidney Moncrief
2,066 1976-79



Lee Mayberry
1,940 1989-92





ARKANSAS' ALL-TIME INDIVIDUAL 30-POINT EFFORTS (101)

Most Recent: 2/4/06 (Jonathon Modica, 37 vs. South Carolina, W 73-59)
Most in Same Season: 10 by Martin Terry, 1973
Most in Career: 18 by Martin Terry, 1972-73
Last with Five or More in Same Season: Jannero Pargo, 2002 (five)
Most Recent Consecutive 30-Point Games: Jannero Pargo, 35 vs. Florida (1/26/02); 33 at Alabama (1/30/02)
Last Game with Multiple Players Scoring 30 Points: 2/8/89 vs. Texas (Keith Wilson, 31 points, Mario Credit, 30 points, W 105-82)

Player	Points	Opponent	Year
Martin Terry	33	Baylor	2/29/72
Vernon Murphy	33	Oklahoma	1/5/71
Robert McKenzie	33	Oklahoma City	1/25/68
Tommy Boyer	33	TCU	1962
George Kok	33	Rice	2/28/48
Jannero Pargo	32	Tennessee-Chattanooga	12/20/01
Pat Bradley	32	Western Carolina	12/7/98
Pat Bradley	32	North Texas	12/30/98
Scotty Thurman	32	Auburn	1/15/94
Lenzie Howell	32	Texas A&M	2/21/90
Joe Kleine	32	Texas	1/12/85
Joe Kleine	32	Texas Tech	1/16/85
Joe Kleine	32	Alabama St.	12/21/83
Joe Kleine	32	North Texas	12/17/83
Ted Thompson	32	Western Kentucky	12/3/73
Dean Tolson	32	TCU	2/12/72
Martin Terry	32	Texas A&M	2/15/72
Jerry Carlton	32	Rice	1962
George Kok	32	Sedalia AAB	1946
George Kok	32	Rice	1946
George Kok	32	Texas A&M	1945
Todd Day	31	Jackson St.	12/21/90
Todd Day	31	Alabama	3/21/91
Lee Mayberry	31	U.S. International	12/9/89
Lenzie Howell	31	Texas A&M	3/11/89
Keith Wilson	31	Texas	2/8/89
Joe Kleine	31	Ohio St.	12/1/84
Martin Terry	31	Texas	2/13/73
Martin Terry	31	Rice	3/4/72
Tommy Rowland	31	Michigan	12/30/66
Tommy Boyer	31	Baylor	1963
Tommy Boyer	31	TCU	1963
Pete Butler	31	Texas	1955
George Kok	31	Pepperdine	1948
Johnny Adams	31	Warrensburg (Mo.)	1940
Jannero Pargo	30	Memphis	1/2/02
Joe Johnson	30	Mississippi St.	1/22/00
Pat Bradley	30	Missouri	12/7/96
Corliss Williamson	30	Georgia	3/11/94
Todd Day	30	Florida St.	1/21/91
Todd Day	30	Houston	2/7/91
Mario Credit	30	Texas	2/8/89
Sidney Moncrief	30	Oklahoma	12/2/78
Steve Schall	30	North Texas	1/4/79
Marvin Delph	30	Texas	2/1/78
Marvin Delph	30	SMU	2/2/77
Rickey Medlock	30	SMU	2/16/74
Martin Terry	30	Missouri Western	12/4/72
Martin Terry	30	Rice	2/5/72
Dean Tolson	30	Rice	3/4/72
Donnie Watts	30	Rice	1971
Almer Lee	30	Texas A&M	1971
Tommy Boyer	30	Texas Tech	2/19/63
Manuel Whitley	30	Texas A&M	1956

RECORDS SCORING

Player	Points	Opponent	Year
Martin Terry	47	SMU	2/24/73
Martin Terry	46	Texas A&M	1/22/72
Dean Tolson	45	Texas A&M	3/2/74
Todd Day	43	LSU	1/11/92
Martin Terry	43	Memphis	12/23/73
Joe Kleine	41	Iowa St.	12/27/84
Dean Tolson	41	Indiana St.	1/5/74
Ricky Sugg	41	Centenary	12/13/65
Martin Terry	40	Southern Illinois	12/11/71
Al Dillard	39	Delaware St.	12/11/93
Todd Day	39	Alabama	3/14/92
Sidney Moncrief	39	Southern Mississippi	12/23/78
Vernon Murphy	39	Missouri-St. Louis	12/21/70
Jonathon Modica	37	South Carolina	2/4/06
Joe Kleine	37	TCU	2/9/85
Alvin Robertson	37	North Texas	12/17/83
Martin Terry	37	Southern Illinois	12/30/72
Joe Kleine	36	Texas Tech	3/10/85
Martin Terry	36	Missouri-St. Louis	1/6/73
Vernon Murphy	36	Baylor	3/2/71
Johnny Adams	36	TCU	2/21/41
Jannero Pargo	35	Mississippi St.	2/27/02
Jannero Pargo	35	Florida	1/26/02
Lee Mayberry	35	LSU	3/3/92
Todd Day	35	Auburn	1/4/92
Darrell Walker	35	Alabama St.	12/15/82
Martin Terry	35	Texas A&M	1/13/73
Martin Terry	35	TCU	2/20/73
Martin Terry	35	Tulane	12/9/72
Tommy Rowland	35	Centenary	12/12/66
Tommy Boyer	35	LSU	12/19/62
Scotty Thurman	34	Ole Miss	1/6/93
Scotty Thurman	34	Missouri	12/19/92
Todd Day	34	Texas	1/25/90
Mario Credit	34	Loyola-Marymount	3/16/89
Tim Scott	34	Kansas	12/6/86
Martin Terry	34	TCU	1/27/73
Martin Terry	34	Texas	2/22/72
Dean Tolson	34	Baylor	2/29/72
Jonathon Modica	33	Mississippi St.	2/14/04
Jannero Pargo	33	Alabama	1/30/02
Pat Bradley	33	South Carolina	2/18/98
Todd Day	33	Ala.-Birmingham	1/30/91
Joe Kleine	33	Texas-San Antonio	12/18/84
Sidney Moncrief	33	Rice	2/3/79
Dean Tolson	33	Texas	1972
Martin Terry	33	Rice	3/4/72



Martin Terry topped the 30-point mark 18 times in his career, including 10 times in 1973.



Sidney Moncrief's career scoring high was a 39-point outing against Southern Mississippi in 1979.



THREE-POINT FIELD GOALS MADE

Game

- #12 Al Dillard vs. Delaware St., 1993
- 10 Pat Bradley vs. North Texas, 1999
- 9 Lee Mayberry vs. LSU, 1992
- 8 Tarik Wallace vs. Auburn, 1998
- 8 Pat Bradley vs. Troy State, 1996
- 8 Pat Bradley vs. Western Carolina, 1999

SEC Record

Season

- 102 Scotty Thurman, 1995
- 98 Pat Bradley, 1997
- 95 Jannero Pargo, 2002
- 93 Pat Bradley, 1998
- 93 Pat Bradley, 1999

Career

- #366 Pat Bradley, 1996-99
- 267 Scotty Thurman, 1993-95
- 226 Todd Day, 1989-92
- 218 Lee Mayberry, 1989-92
- 168 Jannero Pargo, 2001-02
- 160 Eric Ferguson, 2003-06
- 153 Jonathon Modica, 2003-06
- 149 Brandon Dean, 1999-02
- 138 Al Dillard, 1994-95
- 132 Tarik Wallace, 1997-98

SEC Record

SEC Game

- 9 Lee Mayberry vs. LSU, 1992
- 8 Tarik Wallace vs. Auburn, 1998
- 7 Jannero Pargo at Mississippi St. (2/27/02)
- 7 Jannero Pargo at Alabama (1/30/02)
- 7 Todd Day vs. Auburn, 1992
- 7 Scotty Thurman vs. Auburn, 1995
- 7 Pat Bradley vs. South Carolina, 1998

SEC Season

- 52 Jannero Pargo, 2002
- 47 Scotty Thurman, 1995
- 47 Pat Bradley, 1998
- 44 Scotty Thurman, 1993
- 44 Pat Bradley, 1997
- 41 Jannero Pargo, 2001

SEC Career

- 159 Pat Bradley, 1996-99
- 130 Scotty Thurman, 1993-95
- 94 Jonathon Modica, 2003-06
- 93 Jannero Pargo, 2001-02
- 84 Eric Ferguson, 2003-06
- 76 Brandon Dean, 1999-02
- 66 Tarik Wallace, 1997-98

THREE-POINT FIELD GOALS ATTEMPTED

Game

- #24 Pat Bradley vs. North Texas, 1998
- 22 Al Dillard vs. Delaware St., 1993
- 14 Jannero Pargo at Alabama (1/30/02)
- 14 Pat Bradley vs. Mississippi St., 1999
- 13 Jason Gilbert vs. Santa Clara, 1999
- 13 Pat Bradley vs. N. Arizona, 1997
- 13 Scotty Thurman vs. LSU, 1994
- 13 Scotty Thurman vs. Auburn, 1995
- 13 Scotty Thurman vs. Ole Miss, 1993

SEC Record

Season

- 245 Pat Bradley, 1999
- 242 Pat Bradley, 1998
- 239 Scotty Thurman, 1995
- 230 Pat Bradley, 1997
- 220 Jannero Pargo, 2002

Career

- #915 Pat Bradley, 1996-99
- 618 Scotty Thurman, 1993-95
- 588 Todd Day, 1989-92
- 514 Lee Mayberry, 1989-92
- 480 Eric Ferguson, 2003-06
- 431 Brandon Dean, 1999-02
- 427 Jonathon Modica, 2003-06
- 406 Kareem Reid, 1996-99
- 395 Jannero Pargo, 2001-02
- 375 Tarik Wallace, 1997-98

SEC Record

SEC Game

- 14 Jannero Pargo at Alabama (1/30/02)
- 14 Pat Bradley vs. Mississippi St., 1999
- 13 Tarik Wallace vs. Kentucky, 1998
- 13 Scotty Thurman vs. Auburn, 1995
- 13 Scotty Thurman vs. LSU, 1994
- 13 Scotty Thurman vs. Ole Miss, 1993

SEC Season

- 119 Jannero Pargo, 2002
- 119 Pat Bradley, 1998
- 117 Pat Bradley, 1997
- 107 Scotty Thurman, 1995
- 106 Pat Bradley, 1996
- 102 Jannero Pargo, 2001
- 101 Scotty Thurman, 1993

SEC Career

- 429 Pat Bradley, 1996-99
- 303 Scotty Thurman, 1993-95
- 266 Eric Ferguson, 2003-06
- 263 Jonathon Modica, 2003-06
- 223 Brandon Dean, 1999-02

THREE-POINT FIELD GOAL PERCENTAGE

Game (Minimum 4 Attempts)

- 1.000 Brandon Dean vs. Northwestern (La.) St. (12/20/00)

SEASON THREE-POINT FIELD GOAL PERCENTAGE LEADERS

(Minimum 50 Attempts)

Season	Player	3PTM	3PTA	Pct.
2005-06	Jonathon Modica	55	157	.350
2004-05	Jonathon Modica	30	70	.429
2003-04	Billy Pharis	25	66	.379
2002-03	Jonathon Modica	31	86	.360
2001-02	Jannero Pargo	95	220	.432
2000-01	Joe Johnson	35	79	.443
1999-00	T. J. Cleveland	49	118	.415
1998-99	Chris Walker	33	72	.458
1997-98	Pat Bradley	93	242	.384
1996-97	Pat Bradley	98	230	.426
1995-96	Pat Bradley	82	198	.414
1994-95	Scotty Thurman	102	239	.427
1993-94	Scotty Thurman	85	198	.429
1992-93	Scotty Thurman	80	181	.442
1991-92	Todd Day	57	133	.428
1990-91	Arlyn Bowers	41	86	.477
1989-90	Lee Mayberry	65	129	.504
1988-89	Lee Mayberry	33	74	.446
1987-88	Ron Huery	27	69	.391
1986-87	Philip McKellar	31	72	.431

Led the SEC

- 1.000 Chris Walker vs. Mississippi St. (4-4), 2000
- 1.000 Chris Walker vs. Texas-Arlington (4-4), 2000
- 1.000 Jason Gilbert vs. Providence (4-4), 1999
- 1.000 Dwight Stewart vs. Georgetown (4-4), 1994
- 1.000 Arlyn Bowers vs. SMU (4-4), 1989
- 1.000 Lee Mayberry vs. Rice (4-4), 1989

Season (Minimum 33 Attempts)

- .504 Lee Mayberry (65-129), 1990
- .490 Corey Beck (24-49), 1995
- .489 Arlyn Bowers (23-47), 1989
- .485 Mike Ratliff (16-33), 1987
- .477 Arlyn Bowers (41-86), 1991

Career (Minimum 300 Attempts)

- .432 Scotty Thurman (267-618), 1993-95
- .425 Jannero Pargo (168-395), 2001-02
- .424 Lee Mayberry (218-514), 1989-92
- .401 Al Dillard (138-344), 1994-95
- .400 Pat Bradley (366-915), 1996-99

SEC Game (Minimum 5 Attempts)

- .875 Jannero Pargo (7-8) vs. Florida (1/26/02)
- .833 Michael Jones (5-6) vs. Auburn (2/4/04)
- .800 Jannero Pargo (4-5) vs. Alabama (1/20/01)
- .800 Tarik Wallace (8-10) vs. Auburn, 1998
- .800 Scotty Thurman (4-5) vs. Kentucky, 1995
- .800 Al Dillard (4-5) vs. Vanderbilt, 1995

SEC Season (Minimum 50 Attempts)

- .465 Al Dillard (33-71), 1995
- .451 Teddy Gipson (23-51), 2000
- .440 Joe Johnson (22-50), 2000
- .439 Scotty Thurman (47-107), 1995
- .437 Jannero Pargo (52-119), 2002

SEC Career (Minimum 75 Attempts)


- .436 Lee Mayberry (34-78), 1992
- .433 Joe Johnson (39-90), 2000-01
- .429 Scotty Thurman (130-303), 1993-95
- .421 Jannero Pargo (93-221), 2001-02
- .408 Todd Day (40-98), 1992

CAREER THREE-POINT FIELD GOALS LEADERS

Pat Bradley
366, 1996-99



Scotty Thurman
267, 1993-95



RECORDS THREE-POINT SHOOTING





FIELD GOALS MADE

Game

1. 20 Dean Tolson vs. Texas A&M, 1974
2. 17 Martin Terry vs. So. Illinois, 1972
3. 16 Todd Day vs. LSU, 1992
- 16 Dean Tolson vs. Indiana St., 1974
- 16 Martin Terry vs. SMU, 1973
- 16 Vernon Murphy vs. Missouri-St. Louis, 1971

Season

1. 294 Joe Kleine, 1985
2. 283 Corliss Williamson, 1995
3. 277 Todd Day, 1991
4. 273 Corliss Williamson, 1994
5. 264 Martin Terry, 1973
6. 258 Ron Brewer, 1978
7. 254 Oliver Miller, 1991
8. 253 Marvin Delph, 1978
9. 245 Marvin Delph, 1977
10. 237 Todd Day, 1990
11. 224 Sidney Moncrief, 1979
12. 213 Martin Terry, 1972
13. 209 Joe Kleine, 1984
- 209 Sidney Moncrief, 1978
15. 206 Scotty Thurman, 1995
16. 204 Scotty Thurman, 1993
- 204 Scott Hastings, 1982
- 204 Dean Tolson, 1974
19. 201 Scotty Thurman, 1994
20. 199 Ron Brewer, 1977

Career

1. 835 Todd Day, 1989-92
2. 762 Marvin Delph, 1975-78
3. 739 Sidney Moncrief, 1976-79
4. 723 Lee Mayberry, 1989-92
5. 680 Oliver Miller, 1989-92
6. 668 Joe Kleine, 1983-85
7. 665 Scott Hastings, 1979-82
8. 657 Corliss Williamson, 1993-95
9. 611 Scotty Thurman, 1993-95
10. 587 Ron Brewer, 1975-78
11. 576 Pat Bradley, 1996-99
12. 555 Jonathon Modica, 2003-06
13. 551 Dean Tolson, 1972-74
14. 534 Ron Huery, 1986-91
15. 527 Derek Hood, 1996-99

SEC Game

1. 16 Todd Day vs. LSU, 1992
2. 14 Todd Day vs. Alabama, 1992
3. 12 Seven times (last by Jonathon Modica vs. Mississippi St., 2/14/04)

SEC Season

1. 129 Corliss Williamson, 1994
2. 128 Todd Day, 1992
3. 119 Corliss Williamson, 1995
4. 103 Scotty Thurman, 1994
5. 102 Scotty Thurman, 1993

SEC Career

1. 318 Corliss Williamson, 1993-95
2. 300 Scotty Thurman, 1993-95
3. 295 Jonathon Modica, 2003-06
4. 269 Pat Bradley, 1996-99
5. 251 Derek Hood, 1996-99

FIELD GOALS ATTEMPTED

Game

1. 30 Dean Tolson vs. TCU, 1972
2. 29 Martin Terry vs. SMU, 1973
- 29 Terry Day vs. Oklahoma, 1957
4. 28 Pat Bradley vs. North Texas, 1999
- 28 Ronnie Garner vs. SMU, 1960
6. 27 Martin Terry vs. TCU, 1973

Season

1. 586 Todd Day, 1991
2. 515 Corliss Williamson, 1995
3. 508 Martin Terry, 1973
4. 486 Ron Brewer, 1978
5. 484 Joe Kleine, 1985
6. 483 Todd Day, 1990
7. 460 Marvin Delph, 1977
8. 454 Martin Terry, 1972
9. 452 Marvin Delph, 1978
10. 450 Scotty Thurman, 1995

Career

1. 1,744 Todd Day, 1989-92
2. 1,460 Lee Mayberry, 1989-92
3. 1,440 Marvin Delph, 1975-78
4. 1,412 Pat Bradley, 1996-99
5. 1,318 Scotty Thurman, 1993-95
6. 1,223 Scott Hastings, 1979-82
7. 1,220 Sidney Moncrief, 1976-79
8. 1,216 Kareem Reid, 1996-99
9. 1,166 Jonathon Modica, 2003-06
10. 1,156 Ron Huery, 1987-88, 90-91
11. 1,142 Joe Kleine, 1983-85
12. 1,127 Corliss Williamson, 1993-95
13. 1,069 Oliver Miller, 1989-92
14. 1,069 Dean Tolson, 1972-74
15. 1,067 Ronnie Brewer, 2004-06

SEC Game

1. 26 Todd Day vs. LSU, 1992
2. 25 Scotty Thurman vs. Ole Miss, 1993
3. 23 Scotty Thurman vs. Alabama, 1995
- 23 Todd Day vs. Vanderbilt, 1992
5. 22 Pat Bradley vs. Kentucky, 1998

SEC Season

1. 257 Todd Day, 1992
2. 226 Pat Bradley, 1998
3. 225 Ronnie Brewer, 2006
4. 223 Corliss Williamson, 1995
4. 221 Scotty Thurman, 1993

SEC Career

1. 695 Pat Bradley, 1996-99
2. 666 Jonathon Modica, 2003-06
3. 645 Scotty Thurman, 1993-95
4. 573 Ronnie Brewer, 2003-06
5. 545 Kareem Reid, 1996-99

FIELD-GOAL PERCENTAGE

Game (Minimum 8 Attempts)

1. 1.000 Lee Wilson vs. Montevallo (9-9), 1995
- 1.000 Isaiah Morris vs. Mississippi St. (8-8), 1992
- 1.000 Daryll Saulsberry vs. MacMurray (10-10), 1975

- 1.000 Steve Schall vs. Weber St. (9-9), 1979
- 1.000 Joe Kleine vs. St. Peter's (8-8), 1984

Season (Minimum 60 Attempts)

1. *.704 Oliver Miller (254-361), 1991
 2. .699 Leroy Sutton (79-113), 1983
 3. .691 Charles Balentine (47-68), 1983
 4. .687 Sidney Moncrief (90-131), 1976
 5. .662 Leroy Sutton (100-151), 1984
- * Led the NCAA

Career (Minimum 700 Attempts)

1. .636 Oliver Miller (680-1,069), 1989-92
2. .606 Sidney Moncrief (739-1,220), 1976-79
3. .593 Mario Credit (439-740), 1987-90
4. .585 Joe Kleine (668-1,142), 1983-85
5. .583 Corliss Williamson (657-1,127), 1993-95

SEC Game (Minimum 9 Attempts)

1. .889 Corliss Williamson (8-9) vs. LSU, 1993
2. .846 Corliss Williamson (11-13) vs. LSU, 1994
3. .833 Corliss Williamson (10-12) vs. South Carolina, 1994
4. .818 Derek Hood (9-11) vs. Auburn, 1999
5. .818 Oliver Miller (9-11) vs. Mississippi St., 1992

SEC Season (Minimum 90 Attempts)

1. .652 Corliss Williamson (129-198), 1994
2. .594 Oliver Miller (82-138), 1992
3. .592 Dwight Stewart (58-98), 1993
4. .588 Corliss Williamson (70-119), 1993
5. .560 Sunday Adebayo (51-91), 1996

SEC Career (Minimum 200 Attempts)

1. .585 Corliss Williamson (626-1,070), 1993-95
2. .569 Roger Crawford (124-218), 1993-94
3. .530 Lee Wilson (166-313), 1994-97
4. .517 Corey Beck (226-437), 1993-95
5. .513 Darrell Hawkins (123-240), 1992-93




Oliver Miller led the NCAA with a .704 field goal percentage in 1991.



SEASON FIELD-GOAL PERCENTAGE LEADERS (Minimum 100 Attempts)

Season	Player	FGM	FGA	Pct.
2005-06	Charles Thomas	103	198	.520
2004-05	Jonathon Modica	103	198	.520
2003-04	Ronnie Brewer	125	260	.481
2002-03	Dionisio Gomez	91	195	.467
2001-02	Dionisio Gomez	61	116	.526
2000-01	Alonzo Lane	88	171	.515
1999-00	Alonzo Lane	108	193	.560
1998-99	Derek Hood	173	306	#.565
1997-98	Landis Williams	84	139	.604
1996-97	Lee Wilson	84	157	.535
1995-96	Lee Wilson	86	162	.531
1994-95	Corliss Williamson	283	515	.550
1993-94	Corliss Williamson	273	436	.626
1992-93	Corliss Williamson	101	176	.574
1991-92	Oliver Miller	186	309	.602
1990-91	Oliver Miller	254	361	*.704
1989-90	Oliver Miller	152	238	.639
1988-89	Mario Credit	149	246	.606
1987-88	Mario Credit	107	183	.585
1986-87	Mario Credit	77	126	.611
1985-86	Eric Poerschke	56	113	.496
1984-85	Joe Kleine	294	484	.607
1983-84	Leroy Sutton	100	151	.662
1982-83	Leroy Sutton	79	113	.699
1981-82	Tony Brown	109	185	.589
1980-81	Scott Hastings	192	341	.563
1979-80	U.S. Reed	166	298	.557
1978-79	Steve Schall	138	223	.619
1977-78	Sidney Moncrief	209	354	.590
1976-77	Sidney Moncrief	157	242	.649
1975-76	Sidney Moncrief	149	224	.665
1974-75	Kent Allison	172	282	.610
1973-74	Dean Tolson	204	373	.547
1972-73	Martin Terry	264	508	.520
1971-72	Doug Campbell	73	142	.514
1970-71	Donnie Watts	149	290	.514
1969-70	Ricky Tanneberger	75	161	.460
1968-69	Ricky Tanneberger	94	200	.470
1967-68	James Eldridge	155	305	.508
1966-67	Tommy Rowland	148	300	.483
1965-66	J.D. McConnell	120	259	.463
1964-65	John Talkington	107	220	.486
1963-64	Warren Vogel	111	242	.459
	Ricky Sugg	85	185	.459
1962-63	Jim Magness	87	183	.475
1961-62	Jim Wilson	74	163	.454
1960-61	Ronnie Garner	102	212	.482
1959-60	Jerry Carlton	100	231	.433
1958-59	Clyde Rhoden	131	314	.417
1957-58	Jay Carpenter	71	183	.388
1956-57	Fred Grim	107	297	.360
1955-56	Manuel Whitley	135	322	.419
1954-55	Jerald Barnett	88	199	.442
1953-54	Norman Smith	61	155	.393
1952-53	Raymond Shaw	60	151	.398
1951-52	Eugene Lambert Jr.	74	166	.445
1950-51	Billy Hester	71	149	.476

Led the SEC
* Led the NCAA




Derek Hood led the SEC with a .565 shooting percentage in 1999.




Junior Charles Thomas led the Hogs with a .520 field goal percentage in 2006 (103-198).

RECORDS FIELD GOALS

CAREER FIELD GOALS LEADERS



Todd Day
835, 1989-92



Marvin Delph
762, 1975-78



Sidney Moncrief
739, 1976-79





FREE THROWS MADE

Game		
1.	22	Martin Terry vs. Texas A&M, 1972
2.	19	Vernon Murphy vs. Missouri St. Louis, 1971
3.	18	Tommy Boyer vs. Texas Tech, 1963
4.	17	Corliss Williamson vs. Ole Miss, 1995
	17	Martin Terry vs. Tulane, 1973

Season		
1.	212	Sidney Moncrief, 1979
2.	207	Martin Terry, 1973
	207	Martin Terry, 1972
4.	203	Corliss Williamson, 1995
	203	Sidney Moncrief, 1978
6.	185	Joe Kleine, 1985
7.	165	Todd Day, 1991
8.	163	Joe Kleine, 1984
9.	152	Darrell Walker, 1983
10.	149	Corliss Williamson, 1994

Career		
1.	588	Sidney Moncrief, 1976-79
2.	499	Todd Day, 1989-92
3.	449	Scott Hastings, 1979-82
4.	417	Joe Kleine, 1983-85
5.	414	Martin Terry, 1972-73
6.	413	Corliss Williamson, 1993-95
7.	388	Ron Huery, 1987-88, 90-91
8.	361	Kareem Reid, 1996-99
9.	333	Darrell Walker, 1981-83
10.	326	Ronnie Brewer, 2004-06
	326	Jonathon Modica, 2003-06
12.	315	Tommy Boyer, 1961-63
13.	309	Oliver Miller, 1989-92
14.	308	U.S. Reed, 1978-81
15.	300	Jerry Carlton, 1960-62

SEC Game		
1.	17	Corliss Williamson vs. Ole Miss, 1995
2.	13	Corliss Williamson vs. Mississippi St., 1994
	13	Corliss Williamson vs. LSU, 1995
4.	12	Vincent Hunter vs. Ole Miss, 1/17/04
	12	Corey Beck vs. Alabama, 1994
	12	Lee Mayberry vs. Kentucky, 1992
	12	Todd Day vs. LSU, 1992

SEC Season		
1.	109	Corliss Williamson, 1995
2.	79	Ronnie Brewer, 2006
3.	75	Corliss Williamson, 1994
4.	72	Todd Day, 1992
5.	62	Jonathon Modica, 2006

SEC Career		
1.	229	Corliss Williamson, 1993-95
2.	196	Ronnie Brewer, 2004-06
3.	171	Jonathon Modica, 2003-06
4.	157	Kareem Reid, 1996-99
5.	137	Pat Bradley, 1996-99

FREE THROWS ATTEMPTED

Game		
1.	24	Martin Terry vs. Texas A&M, 1972
2.	23	Vernon Murphy vs. Oklahoma, 1971
3.	22	Corliss Williamson vs. Ole Miss, 1995
	22	Lawrence Stolzer vs. Ft. Chaffee, 1957
5.	21	Martin Terry vs. Tulane, 1973

Season		
1.	304	Corliss Williamson, 1995
2.	261	Martin Terry, 1972
3.	257	Joe Kleine, 1985
4.	256	Sidney Moncrief, 1978
5.	248	Sidney Moncrief, 1979
6.	242	Martin Terry, 1973
7.	238	Darrell Walker, 1983
8.	221	Todd Day, 1991
9.	213	Corliss Williamson, 1994
10.	211	Joe Kleine, 1984

Career		
1.	752	Sidney Moncrief, 1976-79
2.	668	Todd Day, 1989-92
3.	615	Corliss Williamson, 1993-95
4.	600	Scott Hastings, 1979-82
5.	577	Joe Kleine, 1983-85
6.	524	Darrell Walker, 1981-83
7.	503	Martin Terry, 1972-73
8.	502	Kareem Reid, 1996-99
9.	494	Ron Huery, 1987-88, 90-91
10.	486	Ronnie Brewer, 2004-06
11.	478	Oliver Miller, 1989-92
12.	463	Jonathon Modica, 2003-06
13.	419	U.S. Reed, 1978-81
14.	418	Corey Beck, 1993-95
15.	412	Dean Tolson, 1972-74

SEC Game		
1.	22	Corliss Williamson vs. Ole Miss, 1995
2.	18	Corliss Williamson vs. Kentucky, 1994
3.	17	Corliss Williamson vs. LSU, 1995
4.	16	Corey Beck vs. Alabama, 1994
5.	15	Corliss Williamson vs. Mississippi St., 1994
	15	Todd Day vs. LSU, 1992

SEC Season		
1.	158	Corliss Williamson, 1995
2.	105	Ronnie Brewer, 2006
3.	98	Corliss Williamson, 1994
4.	94	Todd Day, 1992
5.	86	Ronnie Brewer, 2004

SEC Career		
1.	323	Corliss Williamson, 1993-95
2.	287	Ronnie Brewer, 2004-06
3.	244	Jonathon Modica, 2003-06
4.	210	Kareem Reid, 1996-99
5.	192	Corey Beck, 1993-95

FREE-THROW PERCENTAGE

Game (Minimum 11 Attempts)		
1.	1.000	Tommy Boyer vs. Texas Tech (18-18), 1963
	1.000	Kareem Reid vs. Memphis (14-14), 1999
	1.000	Scott Hastings vs. Rice (14-14), 1982
	1.000	Ron Huery vs. California (12-12), 1986
	1.000	Sidney Moncrief vs. Houston (11-11), 1979
	1.000	Ron Brewer vs. TCU (11-11), 1978

Season (Minimum 20 Attempts)		
1.	.952	Charles Tatum (20-21), 2001
2.	.939	Rickey Medlock (62-66), 1975
3.	.933	Tommy Boyer (125-134), 1962
4.	.916	Rickey Medlock (87-95), 1974
5.	.915	Robert Birden (65-71), 1975

Career (Minimum 150 Attempts)		
1.	.904	Rickey Medlock (178-197), 1973-75
2.	.892	Tommy Boyer (315-353), 1961-63
3.	.858	Pat Bradley (247-288), 1996-99
4.	.843	Jerry Carlton (300-356), 1960-62
5.	.840	Darrell Hawkins (194-231), 1989-93

SEC Game (Minimum 8 Attempts)		
1.	1.000	Kendrick Davis (9-9) vs. Ole Miss (1/17/04)
	1.000	Charles Thomas (8-8) vs. Mississippi St. (3/1/06)
	1.000	Eric Ferguson (8-8) vs. Ole Miss (1/17/04)
	1.000	Jannero Pargo (8-8) at Alabama (1/30/02)
	1.000	Jannero Pargo (8-8) vs. Florida (1/26/02)
	1.000	Kareem Reid (8-8) vs. South Carolina, 1998
	1.000	Ali Thompson (9-9) vs. Mississippi St., 1997
	1.000	Pat Bradley (8-8) vs. Kentucky, 1996
	1.000	Scotty Thurman (8-8) vs. Kentucky, 1995
	1.000	Robert Shepherd (10-10) vs. Kentucky, 1993
	1.000	Scotty Thurman (8-8) vs. Alabama, 1993
	1.000	Isaiah Morris (8-8) vs. Mississippi St., 1992

SEC Season (Minimum 30 Attempts)		
1.	.941	Pat Bradley (32-34), 1997
	.941	Darrell Hawkins (32-34), 1992
3.	.881	Jannero Pargo (37-42), 2002
4.	.867	Pat Bradley (39-45), 1998
5.	.864	Robert Shepherd (38-44), 1993

SEC Career (Minimum 60 Attempts)		
1.	.885	Darrell Hawkins (77-87), 1992-93
2.	.863	Jannero Pargo (63-73), 2001-02
3.	.840	Pat Bradley (137-163), 1996-99
4.	.797	Robert Shepherd (51-64), 1992-93
5.	.783	Lee Mayberry (54-69), 1992




SEASON FREE-THROW PERCENTAGE LEADERS (Minimum 45 Attempts)


Season	Player	FTM	FTA	Pct.
2005-06	Ronnie Brewer	144	192	.750
2004-05	Charles Thomas	53	69	.768
2003-04	Eric Ferguson	48	56	.857
2002-03	Kendrick Davis	53	67	.791
2001-02	Jannero Pargo	57	73	.781
2000-01	Jannero Pargo	43	49	.878
1999-00	Joe Johnson	60	79	.759
1998-99	Pat Bradley	71	86	.826
1997-98	Pat Bradley	74	82	.902
1996-97	Pat Bradley	63	69	.913
1995-96	Pat Bradley	39	51	.765
1994-95	Scott Thurman	57	73	.781
1993-94	Clint McDaniel	52	69	.754
1992-93	Darrell Hawkins	96	116	.828
1991-92	Darrell Hawkins	74	81	.914
1990-91	Ron Huery	126	150	.840
1989-90	Arlyn Bowers	54	68	.794
1988-89	Lenzie Howell	134	176	.761
1987-88	Allie Freeman	47	55	.855
1986-87	Philip McKellar	51	59	.864
1985-86	Mike Ratliff	94	126	.746
1984-85	William Mills	43	59	.729
1983-84	Joe Kleine	163	211	.773
1982-83	Ricky Norton	36	46	.783
1981-82	Tony Brown	52	68	.765
1980-81	U.S. Reed	106	140	.757
1979-80	U.S. Reed	74	93	.796
1978-79	Sidney Moncrief	212	248	.855
1977-78	Marvin Delph	82	94	.872
1976-77	Jim Counce	35	45	.778
1975-76	Marvin Delph	48	58	.828
1974-75	Rickey Medlock	62	66	.939
1973-74	Rickey Medlock	87	95	*.916
1972-73	Martin Terry	207	242	.855
1971-72	Vernon Murphy	98	119	.824
1970-71	Donnie Watts	62	76	.816
1969-70	James Eldridge	58	81	.716
1968-69	Robert McKenzie	68	84	.810
1967-68	Robert McKenzie	109	132	.826
1966-67	David Self	40	51	.784
1965-66	J.D. McConnell	37	46	.804
1964-65	Steve Rousseau	88	12	.786
1963-64	Ricky Sugg	39	47	.830
1962-63	Tommy Boyer	147	161	*.913
1961-62	Tommy Boyer	125	134	*.933
1960-61	Jerry Carlton	101	117	.863
1959-60	Ronnie Garner	89	112	.794
1958-59	Jay Carpenter	70	96	.729
1957-58	Fred Grim	86	102	.843
1956-57	Larry Grisham	89	113	.788
1955-56	Jerald Barnett	69	93	.742
1954-55	Jerald Barnett	71	95	.747
1953-54	Raymond Shaw	49	69	.710
1952-53	Walter Kearns	46	54	.852
1951-52	Eugene Lambert Jr.	57	86	.663
1950-51	D.L. Miller	57	76	.750
1949-50	Jim Cathcart	63	108	.583

* Led the NCAA

CAREER FREE THROW LEADERS



Sidney Moncrief
588, 1976-79




Todd Day
499, 1989-92



Scott Hastings
449, 1979-82



Rickey Medlock is UA's career free throw percentage leader at 90.4 percent (178-197) from 1973-75.



Junior Charles Thomas is a career .738 free-throw shooter (152-206).

RECORDS FREE THROWS





REBOUNDING

Game

1. 23 Nick Davis vs. Jackson State, 1997
2. 22 Dean Tolson vs. Texas, 1973
- 22 Dean Tolson vs. Rice, 1973
- 22 Dean Tolson vs. TCU, 1972
5. 21 Three times, last by Tolson vs. Rice, 1973

Season

1. 349 Derek Hood, 1999
2. 322 Nick Davis, 1998
3. 310 Dean Tolson, 1973
4. 294 Oliver Miller, 1991
- 294 Joe Kleine, 1985
6. 293 Corliss Williamson, 1995
- 293 Joe Kleine, 1984
8. 289 Sidney Moncrief, 1979
9. 278 Sidney Moncrief, 1978
- 278 Dean Tolson, 1974
11. 262 Corliss Williamson, 1994
12. 261 Oliver Miller, 1992
13. 257 Derek Hood, 1997
- 257 Dean Tolson, 1972
15. 240 Andrew Lang, 1987

Career

1. 1,015 Sidney Moncrief, 1976-79
2. 1,002 Derek Hood, 1996-99
3. 886 Oliver Miller, 1989-92
4. 845 Dean Tolson, 1972-74
5. 806 Joe Kleine, 1983-85
6. 693 Andrew Lang, 1985-88
7. 680 Scott Hastings, 1979-82
8. 673 Todd Day, 1989-92
9. 647 Corliss Williamson, 1993-95
10. 609 Marvin Delph, 1975-78
11. 523 Nick Davis, 1996-98
12. 516 James Eldridge, 1968-70
13. 488 Terry Day, 1955-57
14. 484 Dennis White, 1972-74

SEC Game

1. 17 Dionisio Gomez vs. Georgia, 1/18/03
- 17 Derek Hood vs. Mississippi St., 1999
- 17 Nick Davis vs. Alabama, 1998
- 17 Nick Davis vs. Auburn, 1998
5. 16 Nick Davis vs. Georgia, 1996
- 16 Corliss Williamson vs. Kentucky, 1994
- 16 Todd Day vs. Tennessee, 1992

SEC Season

1. 152 Derek Hood, 1999
2. 148 Nick Davis, 1998
3. 125 Corliss Williamson, 1994
4. 110 Todd Day, 1992
5. 109 Corliss Williamson, 1995

SEC Career

1. 468 Derek Hood, 1996-99
2. 297 Corliss Williamson, 1993-95
3. 261 Ronnie Brewer, 2004-06
4. 258 Jonathon Modica, 2003-06
5. 247 Nick Davis, 1996-98
6. 227 Scotty Thurman, 1993-95
7. 225 Dionisio Gomez, 2000-03
8. 181 Joe Johnson, 2000-01
9. 167 Dwight Stewart, 1993-95

REBOUNDING AVERAGE

Season

1. 13.2 Dean Tolson, 1974 (278 in 21 games)
2. 12.4 Dean Tolson, 1973 (310 in 25 games)
3. #10.3 Derek Hood, 1999 (349 in 34 games)
4. 9.9 Dean Tolson, 1972 (257 in 26 games)
5. #9.8 Nick Davis, 1998 (322 in 33 games)

Led the SEC

Career

1. 11.0 Dean Tolson, 1972-74 (845 in 77 games)
2. 8.3 Sidney Moncrief, 1976-79 (1,015 in 122 games)
- 8.3 Vernon Murphy, 1971-72 (282 in 34 games)
4. 8.2 Kent Allison, 1975 (213 in 26 games)
5. 7.7 Manuel Whitley, 1950, 53 (374 in 45 games)

SEC Season

1. 9.5 Derek Hood (152 in 16 games), 1999
2. 9.3 Nick Davis (148 in 16 games), 1998

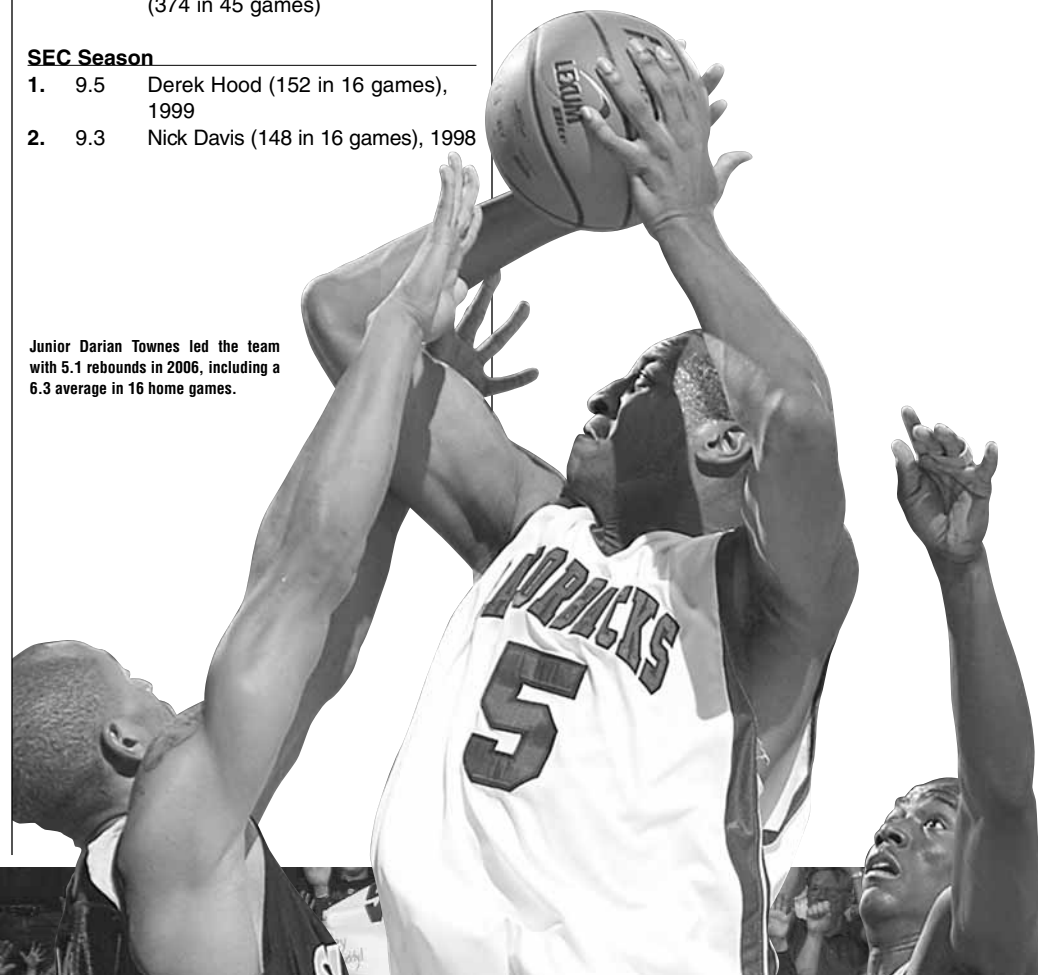
3. 7.8 Corliss Williamson (125 in 16 games), 1994
4. 6.9 Todd Day (110 in 16 games), 1992
5. 6.8 Corliss Williamson (109 in 16 games), 1995

SEC Career

1. 7.3 Derek Hood (468 in 64 games), 1996-99
2. 6.9 Todd Day (110 in 16 games), 1992
3. 6.6 Corliss Williamson (297 in 44 games), 1993-95
4. 6.5 Oliver Miller (104 in 16 games), 1992
5. 6.0 Joe Johnson (181 in 30 games), 2000-01

ARKANSAS' 18-REBOUND EFFORTS

Player	Reb.	Opponent	Year
Nick Davis	23	Jackson St.	1997
Dean Tolson	22	Texas	1973
Dean Tolson	22	Rice	1973
Dean Tolson	22	TCU	1972
Dean Tolson	21	Southern Illinois	1973
Dean Tolson	21	Rice	1973
Doug Campbell	21	Rockhurst	1972
Dean Tolson	20	Rice	1974
John Talkington	20	Texas	1966
Dean Tolson	19	Baylor	1974
Dean Tolson	19	Texas	1974
Dean Tolson	19	TCU	1974
Dean Tolson	19	Rice	1972
Sidney Moncrief	18	Oklahoma	1979
Dean Tolson	18	TCU	1974
Jay Carpenter	18	Wichita St.	1957



Junior Darian Townes led the team with 5.1 rebounds in 2006, including a 6.3 average in 16 home games.



SEASON REBOUNDING LEADERS


Season	Player	Games	Reb.	Avg.
2005-06	Darian Townes	32	164	5.1
2004-05	Ronnie Brewer	30	145	4.8
2003-04	Ronnie Brewer	28	153	5.5
2002-03	Dionisio Gomez	28	186	6.6
2001-02	Dionisio Gomez	28	139	5.0
2000-01	Joe Johnson	30	193	6.4
1999-00	Joe Johnson	23	132	5.7
1998-99	Derek Hood	34	349	#10.3
1997-98	Nick Davis	33	322	#9.8
1996-97	Derek Hood	32	257	#8.0
1995-96	Derek Hood	33	200	6.1
1994-95	Corliss Williamson	39	293	7.5
1993-94	Corliss Williamson	34	262	7.7
1992-93	Darrell Hawkins	31	140	4.5
1991-92	Oliver Miller	34	261	7.7
1990-91	Oliver Miller	38	294	7.7
1989-90	Oliver Miller	35	219	6.3
1988-89	Lenzie Howell	32	224	7.0
1987-88	Andrew Lang	30	218	7.3
1986-87	Andrew Lang	32	240	7.5
1985-86	Andrew Lang	26	168	6.5
1984-85	Joe Kleine	35	294	8.4
1983-84	Joe Kleine	32	293	9.2
1982-83	Joe Kleine	30	219	7.3
1981-82	Scott Hastings	29	175	6.0
1980-81	Scott Hastings	32	173	5.4
1979-80	Scott Hastings	29	194	6.7
1978-79	Sidney Moncrief	30	289	9.6
1977-78	Sidney Moncrief	36	278	7.7
1976-77	Sidney Moncrief	28	235	8.4
1975-76	Sidney Moncrief	28	213	7.6
1974-75	Kent Allison	26	213	8.2
1973-74	Dean Tolson	21	278	13.2
1972-73	Dean Tolson	25	310	12.4
1971-72	Dean Tolson	26	257	9.9
1970-71	Vernon Murphy	26	230	8.8
1969-70	Robert McKenzie	24	181	7.5
1968-69	James Eldridge	24	169	7.0
1967-68	Gary Stephens	24	182	7.6
1966-67	Tommy Rowland	23	206	9.0
1965-66	John Talkington	23	196	8.5
	J. D. McConnell	23	196	8.5
1964-65	J. D. McConnell	22	153	7.0
1963-64	Jim Magness	23	129	5.6
1962-63	Jim Wilson	24	181	7.5
1961-62	Jim Wilson	24	158	6.6
1960-61	Ronnie Garner	23	180	7.8
1959-60	Ronnie Garner	24	230	9.6
1958-59	Jay Carpenter	24	211	8.8
1957-58	Harry Thompson	24	204	8.5
1956-57	Terry Day	24	216	9.0
1955-56	Manuel Whitley	24	233	9.7
1954-55	Pete Butler	24	173	7.2
1953-54	Raymond Shaw	23	138	6.0
1952-53	Walter Kearns	21	143	6.8

Led the SEC


CAREER REBOUNDING LEADERS



Sidney Moncrief
1,015, 1976-79



Derek Hood
1,002, 1996-99



Oliver Miller
886, 1989-92



Nick Davis led the SEC in rebounding in 1998 (9.8) and holds the school single-game record with 23 boards against Jackson State.



Junior forward Vincent Hunter has led the team in rebounding five times in his career, including a game-high tying seven rebounds in last year's win at No. 10 Tennessee.

RECORDS REBOUNDING





STEALS

Game

1.	9	Robert Shepherd vs. Arizona, 1994
2.	8	Clint McDaniel vs. Florida A&M, 1995
	8	Darrell Hawkins vs. Holy Cross, 1993
	8	Keith Wilson vs. Rice, 1989
	8	Alvin Robertson vs. Virginia, 1984
	8	Alvin Robertson vs. Purdue, 1983
	8	Todd Day vs. Texas A&M, 1991

Season

1.	#102	Clint McDaniel, 1995
2.	100	Lee Mayberry, 1991
3.	97	Keith Wilson, 1989
4.	92	Alvin Robertson, 1984
5.	88	Alvin Robertson, 1983
6.	87	Robert Shepherd, 1993
7.	85	Todd Day, 1991
8.	83	Arlyn Bowers, 1990
9.	82	Todd Day, 1990
	82	Ron Huery, 1990

SEC Record

Career

1.	291	Lee Mayberry, 1989-92
2.	271	Todd Day, 1989-92
3.	251	Kareem Reid, 1996-99
4.	230	Darrell Walker, 1981-83
5.	226	T.J. Cleveland, 1999-02
	226	Clint McDaniel, 1992-95
7.	217	Alvin Robertson, 1982-84
8.	216	Ronnie Brewer, 2004-06
9.	207	Ron Huery, 1987-88, 90-91
10.	188	Keith Wilson, 1987-89

SEC Game

1.	7	Todd Day vs. Vanderbilt, 1992
2.	6	Ronnie Brewer vs. Florida, 3/10/06
	6	Ronnie Brewer vs. Florida, 2/28/04
	6	Clint McDaniel vs. Ole Miss, 1995
	6	Clint McDaniel vs. Ole Miss, 1994
	6	Todd Day vs. LSU, 1992
	6	Lee Mayberry vs. Vanderbilt, 1992

SEC Season

1.	45	Robert Shepherd, 1993
2.	43	Todd Day, 1992
3.	38	Ronnie Brewer, 2004
4.	36	Ronnie Brewer, 2005
	36	Lee Mayberry, 1992
	36	Clint McDaniel, 1995

SEC Career


1.	121	Kareem Reid, 1996-99
2.	103	Ronnie Brewer, 2004-06
3.	91	T.J. Cleveland, 1999-02
4.	87	Eric Ferguson, 2003-06
	87	Clint McDaniel, 1992-95

SEASON STEALS LEADERS

Season	Player	Games	Steals	Avg.
2005-06	Ronnie Brewer	32	83	#2.59
2004-05	Ronnie Brewer	30	76	2.53
2003-04	Ronnie Brewer	28	57	2.04
2002-03	Eric Ferguson	28	52	1.86
2001-02	T.J. Cleveland	29	56	1.93
2000-01	T.J. Cleveland	31	61	1.97

Season	Player	Games	Steals	Avg.
1999-00	T.J. Cleveland	26	70	2.70
1998-99	Kareem Reid	34	57	1.68
1997-98	Kareem Reid	32	61	1.91
1996-97	Kareem Reid	32	68	2.13
1995-96	Kareem Reid	33	65	1.97
1994-95	Clint McDaniel	37	102	2.76
1993-94	Corey Beck	34	68	2.00
1992-93	Robert Shepherd	31	87	#2.81
1991-92	Lee Mayberry	34	75	2.21
1990-91	Lee Mayberry	38	100	2.63
1989-90	Todd Day	35	82	2.34
1988-89	Keith Wilson	32	97	3.03
1987-88	Tim Scott	30	52	1.73
1986-87	Ron Huery	33	59	1.79
1985-86	Byron Irvin	28	31	1.11
1984-85	Charles Balentine	35	45	1.29
1983-84	Alvin Robertson	32	92	2.88
1982-83	Alvin Robertson	28	88	3.14
1981-82	Darrell Walker	29	67	2.31
1980-81	Darrell Walker	31	79	2.55
1979-80	U.S. Reed	29	36	1.24
1978-79	Sidney Moncrief	30	44	1.47
1977-78	Ron Brewer	36	77	2.14

Led the SEC



Junior center Steven Hill is UA's returning leader with 23 steals last season.




Ronnie Brewer led the SEC with an average of 2.59 steals in 2006.



Alvin Robertson holds the school record with an average of 3.14 steals in 1983.


CAREER STEALS LEADERS



Lee Mayberry
291, 1989-92



Todd Day
271, 1989-92



Kareem Reid
251, 1996-99



ASSISTS

Game		
1.	15	Dontell Jefferson vs. Portland St., 11/18/05
	15	Kareem Reid vs Jackson St., 1996
3.	14	Kareem Reid vs. Troy St., 1996
	14	Kareem Reid vs. LSU, 1996
5.	13	Lee Mayberry vs Texas A&M, 1991

Season		
1.	219	Kareem Reid, 1996
2.	209	Lee Mayberry, 1991
3.	207	Corey Beck, 1995
4.	202	Lee Mayberry, 1992
5.	191	Alvin Robertson, 1984
6.	183	Lee Mayberry, 1990
7.	182	Kareem Reid, 1997
8.	181	Kareem Reid, 1999
9.	169	Corey Beck, 1994
10.	166	Kareem Reid, 1998

Career		
1.	748	Kareem Reid, 1996-99
2.	729	Lee Mayberry, 1989-92
3.	483	Corey Beck, 1993-95
4.	379	Eric Ferguson, 2003-06
5.	351	Ron Huery, 1987-88, 90-91
6.	341	Alvin Robertson, 1982-84
7.	319	Todd Day, 1989-92
8.	303	Keith Wilson, 1987-89
9.	302	Darrell Walker, 1981-83
10.	299	Ronnie Brewer, 2004-06

SEC Game		
1.	14	Kareem Reid vs. LSU, 1996
2.	12	Kareem Reid vs. Florida, 1995
	12	Oliver Miller vs. LSU, 1992
4.	10	Five times (last by Kareem Reid vs. Auburn, 1999)

SEC Season		
1.	107	Kareem Reid, 1996
2.	93	Lee Mayberry, 1992
3.	87	Corey Beck, 1994
4.	84	Clint McDaniel, 1995
5.	75	Kareem Reid, 1997
	75	Kareem Reid, 1998

SEC Career		
1.	326	Kareem Reid, 1996-99
2.	231	Corey Beck, 1993-95
3.	207	Eric Ferguson, 2003-06
4.	154	Ronnie Brewer, 2004-06
5.	112	T.J. Cleveland, 1999-02


SEASON ASSISTS LEADERS

Season	Player	Games	Assists	Avg.
2005-06	Dontell Jefferson	32	142	4.44
2004-05	Eric Ferguson	30	128	4.27
2003-04	Ronnie Brewer	28	94	3.36
2002-03	Eric Ferguson	28	91	3.25
2001-02	Jannero Pargo	29	96	3.31
2000-01	T. J. Cleveland	31	83	2.68
1999-00	T. J. Cleveland	26	76	2.92
1998-99	Kareem Reid	34	181	5.32
1997-98	Kareem Reid	32	166	5.18
1996-97	Kareem Reid	32	183	#5.72
1995-96	Kareem Reid	33	219	6.64
1994-95	Corey Beck	39	207	5.31
1993-94	Corey Beck	34	169	4.97
1992-93	Corey Beck	30	107	3.57
1991-92	Lee Mayberry	34	202	5.94
1990-91	Lee Mayberry	38	209	5.50
1989-90	Lee Mayberry	35	183	5.23
1988-89	Keith Wilson	32	138	4.31
1987-88	Keith Wilson	28	80	2.86
1986-87	Ron Huery	33	89	2.70
1985-86	Scott Rose	24	60	2.50
1984-85	William Mills	32	143	4.47
1983-84	Alvin Robertson	32	191	5.97
1982-83	Alvin Robertson	28	101	3.61
1981-82	Darrell Walker	29	101	3.48
1980-81	Darrell Walker	31	103	3.32
1979-80	Alan Zahn	29	74	2.55
1978-79	Sidney Moncrief	30	80	2.67
1977-78	Jim Counce	36	119	3.31

Led the SEC



Sophomore Sean McCurdy had a 2.2 assist-to-turnover ratio last season with 40 assists and only 18 turnovers.




Eric Ferguson finished his career last year ranked fourth on UA's all-time assists chart with 379.




Dontell Jefferson tied the school record with 15 assists against Portland State last year and tied for fifth in the SEC with 4.4 per game.


CAREER ASSISTS LEADERS



Kareem Reid
748, 1996-99



Lee Mayberry
729, 1989-92



Corey Beck
483, 1993-95





BLOCKED SHOTS

Game	Score	Opponent	Date
1.	10	Steven Hill vs. Texas St.,	12/6/05
	10	Oliver Miller vs. Texas,	1990
3.	9	Oliver Miller vs. Louisiana Tech,	1991
	9	Oliver Miller vs. South Alabama,	1991
5.	8	Steven Hill vs. Texas-Pan American,	12/30/05
	8	Andrew Lang vs. Texas Tech,	1987
	8	Andrew Lang vs. Rice,	1987
8.	7	Darian Townes vs. Portland St.,	11/18/05
	7	Nick Davis vs. Alabama St.,	1998
	7	Nick Davis vs. Mississippi St.,	1998
	7	Oliver Miller vs. Rice,	1990

Season

1.	112	Oliver Miller,	1991
2.	91	Steven Hill,	2006
3.	88	Oliver Miller,	1992
4.	85	Oliver Miller,	1990
	85	Andrew Lang,	1987

Career

1.	345	Oliver Miller,	1989-92
2.	252	Andrew Lang,	1985-88
3.	145	Steven Hill,	2005-Present
4.	130	Nick Davis,	1996-98
5.	103	Derek Hood,	1996-99
6.	102	Todd Day,	1989-92
7.	100	Darian Townes,	2005-Present
8.	97	Lee Wilson,	1994-97
9.	94	Corliss Williamson,	1993-95

SEC Game

1.	7	Steven Hill vs. Alabama,	1/18/06
	7	Nick Davis vs. Mississippi St.,	1998
3.	6	Nick Davis vs. Tennessee,	1998
	6	Nick Davis vs. Tennessee,	1998
5.	5	Rashard Sullivan at Ole Miss,	3/6/04
	5	Larry Satchell vs. Auburn,	2001
	5	Alonzo Lane vs. Alabama,	2000
	5	Nick Davis vs. Auburn,	1997
	5	Corliss Williamson vs. LSU,	1993
	5	Oliver Miller vs. Ole Miss,	1992
	5	Oliver Miller vs. Tennessee,	1992

SEC Season

1.	46	Steven Hill,	2006
2.	44	Nick Davis,	1998
3.	40	Oliver Miller,	1992
4.	30	Larry Satchell,	2001
5.	28	Chris Jefferies,	1999
6.	24	Larry Satchell,	2003
7.	22	Darian Townes,	2006
8.	19	Darian Townes,	2005
9.	18	Corliss Williamson,	1993
10.	18	Lee Wilson,	1996

SEC Career

1.	74	Larry Satchell,	2000-03
2.	65	Nick Davis,	1996-98
3.	62	Steven Hill,	2005-Present
4.	45	Corliss Williamson,	1993-95
5.	43	Derek Hood,	1996-99
6.	41	Darian Townes,	2005-Present

SEASON BLOCKED SHOTS LEADERS

Season	Player	Games	Blocks	Avg.
2005-06	Steven Hill	32	91	2.84
2004-05	Steven Hill	30	54	1.80
2003-04	Rashard Sullivan	26	28	1.08
2002-03	Larry Satchell	24	29	1.21
2001-02	Larry Satchell	26	20	0.78
2000-01	Larry Satchell	31	45	1.50
1999-00	Alonzo Lane	34	34	1.00
1998-99	Chris Jefferies	34	46	1.35
1997-98	Nick Davis	33	80	2.42
1996-97	Nick Davis	27	31	1.15
1995-96	Lee Wilson	33	32	0.97
1994-95	Corliss Williamson	39	33	0.85
1993-94	Corliss Williamson	34	39	1.15
1992-93	Corliss Williamson	18	22	1.22
1991-92	Oliver Miller	34	88	2.59
1990-91	Oliver Miller	38	112	2.95
1989-90	Oliver Miller	35	85	2.43
1988-89	Oliver Miller	30	60	2.00
1987-88	Andrew Lang	30	79	2.63
1986-87	Andrew Lang	32	85	2.66
1985-86	Andrew Lang	26	65	2.50
1984-85	Andrew Lang	33	23	0.70
1983-84	Joe Kleine	32	21	0.66
1982-83	Darrell Walker	30	11	0.37
1981-82	Scott Hastings	29	23	0.79
1980-81	Darrell Walker	31	28	0.90
1979-80	Scott Hastings	29	17	0.59
1978-79	U.S. Reed	30	19	0.63
	Steve Schall	30	19	0.63
1977-78	Steve Schall	36	47	1.31



Steven Hill's 91 blocked shots last year are the second-most in school history.




Darian Townes is seventh on Arkansas' all-time list with 100 career blocked shots.




Larry Satchell's 74 rejections in SEC play top UA's career chart.

CAREER BLOCKED SHOTS LEADERS



Oliver Miller
345, 1989-92



Andrew Lang
252, 1985-88



Steven Hill
145, 2005-present



ALL-TIME TEAM RECORDS

Most Points

Game: 166 vs. U.S. International, 12/9/89
 Season: *3,783, 1991
 SEC Game: 117 vs. Auburn, 1/15/94
 SEC Season: 1,468, 1992

Best Scoring Average

Season: 99.6, 1991
 SEC Season: 91.8, 1992

Most Field Goals

Game: 68 vs. U.S. International, 12/9/89
 Season: 1,414, 1991
 SEC Game: 43 vs. Auburn, 1/15/94
 SEC Season: 529, 1992

Most Field Goals Attempted

Game: 101 vs. U.S. International, 12/9/89
 Season: 2,820, 1991
 SEC Game: 88 vs. Mississippi St., 2/20/93
 SEC Season: 1,075, 1992

Best Field-Goal Percentage

Game: .794 vs. Texas Tech (27-34), 2/20/79
 Season: *.546, 1978 (1,060-1,943)
 SEC Game: .621 vs. Mississippi St. (41-66), 2/20/93
 SEC Season: .497, 1993 (521-1,049)

Most Three-Point Field Goals

Game: 21 vs. Troy St., 12/10/96
 Season: **361, 1995
 SEC Game: 17 vs. Auburn, 1/15/95; vs. Auburn, 2/21/98
 SEC Season: 143, 1995

Most Three-Point Field Goals Attempted

Game: 54 vs. North Texas, 12/30/98
 Season: 917, 1995
 SEC Game: 36 vs. Auburn, 1/15/95; vs. LSU, 1/27/99
 SEC Season: 391, 2002

Best Three-Point Field Goal Percentage

Game: .667 vs. Prairie View A&M (Min. 8 Att.) (8-12), 12/18/04; Western Carolina (14-21), 12/7/98
 Season: .395 (210-532), 1993
 SEC Game: .625 vs. Auburn (10-16), 1/4/92
 SEC Season: .400 (110-275), 1992

Most Free Throws

Game: 48 vs. Ole Miss, 1/17/04
 Season: 713, 1991
 SEC Game: 48 vs. Ole Miss, 1/17/04
 SEC Season: 300, 1992

Most Free Throws Attempted

Game: 65 vs. TCU, 3/1/55
 Season: 975, 1991
 SEC Game: 53 vs. Ole Miss, 1/17/04
 SEC Season: 400, 1992

Best Free-Throw Percentage


Game: 1.000 vs. Texas Tech (12 of 12), 1/8/66; 1.000 vs. Centenary (12-12), 1/9/75; 1.000 vs. S. Carolina (1-1), 2001
 Season: .776, 1962 (502-646)
 SEC Game: .941 vs. LSU (16-17), 2/12/05
 SEC Season: .750 (300 of 400), 1992

Most Rebounds

Game: 77 vs. Jackson St., 11/22/02
 Season: 1,540, 1991
 SEC Game: 61 vs. Ole Miss, 1/18/92
 SEC Season: 616, 1994

Best Rebound Average

Season: 52.0, 1974
 SEC Season: 38.5, 1994



Junior Vincent Hunter made 12 of UA's single-game school-record 48 free throws against Ole Miss in 2004.

Steals

Game: 26 vs. La.-Monroe, 11/25/00
 Season: *467, 1991
 SEC Game: 21 vs. Mississippi St., 1/15/92
 SEC Season: 185, 1992

Assists

Game: 47 vs. U.S. International, 12/9/89
 Season: 819, 1991
 SEC Game: 32 vs. Mississippi St., 2/20/93
 SEC Season: 299, 1993

Blocked Shots

Game: 18 vs. Missouri, 12/5/95
 Season: 229, 1991
 SEC Game: 10 vs. Ole Miss, 1/25/06; vs. Alabama, 1/21/06; vs. Georgia, 2/15/97; vs. Alabama, 1/19/00
 SEC Season: 88, 2006

Personal Fouls

Game: 38 vs. Missouri, 12/3/60
 Season: 789, 1995
 SEC Game: 33 vs. Ole Miss, 1/9/99
 SEC Season: 364, 1993

Turnovers

Game: 32 vs. Grambling, 11/28/86
 Season: 633, 1995
 SEC Game: 28 vs. Auburn, 2/5/00
 SEC Season: 258, 2003

* Led the NCAA

** All-Time NCAA Record

GAMES

Season

1. *39 1994-95 (32-7)
2. 38 1990-91 (34-4)
3. 35 1989-90 (30-5)
- 35 1984-85 (22-13)
5. 34 1993-94 (31-3)
- 34 1991-92 (26-8)
- 34 1998-99 (23-11)
- 34 1999-2000 (19-15)
9. 33 1997-98 (24-9)
- 33 1995-96 (20-13)
- 33 1986-87 (19-14)

* Led the NCAA

SEC Season

1. 16 14 Times

WINS

Season

1. *34 1990-91 (4 loss)
2. 32 1994-95 (7 loss)
- 32 1977-78 (4 loss)
4. 31 1993-94 (3 loss)
5. 30 1989-90 (5 loss)
6. 26 1991-92 (8 loss)
- 26 1982-83 (4 loss)
- 26 1976-77 (2 loss)
9. 25 1988-89 (7 loss)
- 25 1983-84 (7 loss)
- 25 1978-79 (5 loss)

* Led the NCAA

SEC Season

1. 14 1994 (2 loss)
2. 13 1992 (3 loss)
3. 12 1995 (4 loss)
4. 11 1998 (5 loss)
5. 10 2006 (6 loss)
- 10 2001 (6 loss)
- 10 1993 (6 loss)
8. 9 1999 (7 loss)
- 9 1996 (7 loss)
10. 8 1997 (8 loss)

LOSSES

Season

1. 21 1970-71 (5 wins)
2. 19 2002-03 (9 wins)
3. 19 1969-70 (5 wins)
4. 18 1971-72 (8 wins)
5. 17 1966-67 (6 wins)
6. 16 2003-04 (12 wins)
- 16 1973-74 (10 wins)
- 16 1985-86 (12 wins)
9. 15 1999-2000 (19 wins)
10. 14 1996-97 (18 wins)
- 14 1986-87 (19 wins)
- 14 1968-69 (10 wins)
- 14 1967-68 (10 wins)
- 14 1963-64 (9 wins)
- 14 1958-59 (9 wins)
- 14 1951-52 (10 wins)

SEC Season

1. 12 2004 (4 wins)
- 12 2003 (4 wins)
3. 10 2005 (6 wins)
- 10 2002 (6 wins)
5. 9 2000 (7 wins)
6. 8 1997 (8 wins)
7. 7 1999 (9 wins)
- 7 1996 (9 wins)
9. 6 2006 (10 wins)
- 6 2001 (10 wins)
- 6 1993 (10 wins)

WINNING PERCENTAGE

Season

1. .950 1928-29 (19-1)
- .950 1927-28 (19-1)
3. .929 1976-77 (26-2)
4. .920 1925-26 (23-2)
5. .912 1993-94 (31-3)
6. .895 1990-91 (34-4)
7. .889 1935-36 (24-3)
- .889 1977-78 (32-4)
9. .875 1926-27 (14-2)
10. .870 1940-41 (20-3)

SEC Season

1. .875 1994 (14-2)
2. .813 1992 (13-3)
3. .750 1995 (12-4)
4. .688 1998 (11-5)
5. .625 2006 (10-6)
- .625 2001 (10-6)
- .625 1993 (10-6)
8. .563 1999 (9-7)
- .563 1996 (9-7)
9. .500 1997 (8-8)





POINTS

Game

- 166 vs. U.S. International (101), 12/9/89
- 137 vs. Troy St. (70), 1997
- 131 vs. Montevallo (63), 1994
- 131 vs. Baylor (109), 1972
- 129 vs. Texas Southern (63), 1994
- 128 vs. Bethune-Cookman (46), 1992
- 127 vs. Jackson St. (74), 1997
- 126 vs. Jackson St. (66), 1991
- 123 vs. Delaware St. (66), 1994
- 123 vs. Quincy College (60), 1992
- 123 vs. Jackson St. (76), 1992

Season

- *3,783 1990-91 (38 games)
- *#3,416 1994-95 (39 games)
- 3,345 1989-90 (35 games)
- 3,176 1993-94 (34 games)
- 3,053 1991-92 (34 games)
- 2,870 1988-89 (32 games)
- 2,716 1997-98 (33 games)
- 2,705 1977-78 (36 games)
- 2,695 1992-93 (31 games)
- 2,675 1998-99 (34 games)

* Led the NCAA
SEC Record

SEC Game

- 117 vs. Auburn (105), 1994
- 115 vs. Mississippi St. (58), 1993
- 114 vs. Ole Miss (93), 1992
- 110 vs. Auburn (92), 1992
- 108 vs. LSU (105), 1994
- 107 vs. Auburn (83), 1998
- 106 vs. LSU (92), 1992
- 105 vs. LSU (81), 1995
- 105 vs. Kentucky (88), 1992
- 104 vs. Auburn (88), 1999

SEC Season

- 1,468 1992 (16 games)
- 1,408 1993 (16 games)
- 1,390 1994 (16 games)
- 1,362 1995 (16 games)
- 1,293 1998 (16 games)
- 1,198 1996 (16 games)
- 1,191 1999 (16 games)
- 1,174 2006 (16 games)
- 1,163 2001 (16 games)
- 1,162 1997 (16 games)

SCORING AVERAGE

Season

- 99.6 1990-91 (3783 points - 38 games)
- 95.6 1989-90 (3345 points - 35 games)
- #93.4 1993-94 (3176 points - 34 games)
- #89.8 1991-92 (3053 points - 34 games)
- 89.7 1988-89 (2870 points - 32 games)
- 88.5 1971-72 (2301 points - 26 games)
- #87.6 1994-95 (3416 points - 31 games)
- 86.9 1992-93 (2695 points - 31 games)
- 86.3 1970-71 (2245 points - 26 games)
- 85.1 1973-74 (2212 points - 26 games)

Led the SEC

SEC Season

- 91.8 1992 (1,468 points - 16 games)
- 88.0 1993 (1,408 points - 16 games)
- 86.9 1994 (1,390 points - 16 games)
- 85.1 1995 (1,362 points - 16 games)
- 80.8 1998 (1,293 points - 16 games)
- 74.9 1996 (1,198 points - 16 games)
- 74.4 1999 (1,191 points - 16 games)
- 73.4 2006 (1,174 points - 16 games)
- 72.7 2001 (1,163 points - 16 games)
- 72.6 1997 (1,162 points - 16 games)

FIELD GOALS MADE

Game

- 68 vs. U.S. International, 12/9/89
- 57 vs. Troy St., 1999
- 51 vs. Baylor, 1972
- 50 vs. Montevallo, 1994

- 50 vs. Quincy College, 1992
- 48 vs. Montevallo, 1995
- 48 vs. Delaware St., 1994
- 48 vs. Bethune-Cookman, 1992
- 48 vs. TCU, 1976
- 48 vs. Jackson St., 1992
- 47 vs. Centenary, 1995
- 47 vs. Oklahoma, 1991
- 47 vs. Loyola-Marymount, 1989
- 46 vs. Texas Southern, 1994
- 46 vs. Rice, 1974

Season

- 1,414 1990-91 (2,820 attempts)
- 1,229 1989-90 (2,440 attempts)
- 1,223 1994-95 (2,634 attempts)
- 1,154 1993-94 (2,363 attempts)
- 1,128 1991-92 (2,275 attempts)
- 1,071 1988-89 (2,172 attempts)
- 1,060 1977-78 (1,943 attempts)
- 995 1992-93 (2,039 attempts)
- 984 1997-98 (2,208 attempts)
- 980 1998-99 (2,206 attempts)

SEC Game

- 43 vs. Auburn (83 attempts), 1994
- 41 vs. Miss. St. (66 attempts), 1993
- 41 vs. LSU (84 attempts), 1993
- 40 vs. Auburn (73 attempts), 1998
- 38 vs. Vanderbilt (76 attempts), 1993
- 38 vs. Ole Miss (81 attempts), 1992
- 38 vs. Ole Miss (83 attempts), 1992
- 37 vs. LSU (64 attempts), 1992
- 37 vs. Vanderbilt (68 attempts), 1993
- 37 vs. Vanderbilt (73 attempts), 1992
- 37 vs. Miss. St. (77 attempts), 1997
- 37 vs. Florida (77 attempts), 1995
- 37 vs. Florida (82 attempts), 1998

SEC Season

- 529 1992 (1,075 attempts)
- 521 1993 (1,049 attempts)
- 502 1994 (1,058 attempts)
- 472 1998 (1,065 attempts)
- 469 1995 (1,048 attempts)
- 443 1996 (1,021 attempts)
- 432 1999 (1,006 attempts)
- 422 1997 (1,007 attempts)
- 418 2000 (991 attempts)
- 416 2006 (918 attempts)

FIELD GOALS ATTEMPTED

Game

- 101 vs. U.S. International, 12/9/89
- 99 vs. Troy St., 1999
- 97 vs. Western Kentucky, 1974



Lenzie Howell scored 16 of Arkansas' school-record 166 points against U.S. International on Dec. 9, 1989.

- 95 vs. Texas, 1957
- 94 vs. Jackson St., 1991
- 94 vs. TCU, 1964
- 94 vs. Jackson St., 1992

Season

- 2,820 1990-91 (1,414 made)
- 2,634 1994-95 (1,223 made)
- 2,440 1989-90 (1,229 made)
- 2,363 1993-94 (1,154 made)
- 2,275 1991-92 (1,128 made)
- 2,208 1997-98 (984 made)
- 2,206 1998-99 (980 made)
- 2,172 1988-89 (1,071 made)
- 2,168 1999-2000 (931 made)
- 2,143 1995-96 (947 made)

SEC Game

- 88 vs. Tennessee (35 made), 1993
- 84 vs. LSU (41 made), 1994
- 83 vs. Auburn (43 made), 1994
- 83 vs. Ole Miss (38 made), 1992
- 82 vs. Florida (37 made), 1998
- 81 vs. Ole Miss (38 made), 1992
- 80 vs. Auburn (31 made), 1995
- 78 vs. Alabama (36 made), 1994
- 77 vs. Mississippi St. (37 made), 1997
- 77 vs. Florida (37 made), 1995
- 77 vs. LSU (35 made), 1999
- 77 vs. Mississippi St. (26 made), 1994

SEC Season

- 1,075 1992 (529 made)
- 1,065 1998 (472 made)
- 1,058 1994 (502 made)
- 1,049 1993 (521 made)
- 1,048 1995 (469 made)
- 1,021 1996 (443 made)
- 1,007 1997 (422 made)
- 1,006 1999 (432 made)
- 991 2000 (418 made)

FIELD-GOAL PERCENTAGE

Game

- .794 vs. Texas Tech, 1979 (27 of 34)
- .744 vs. Baylor, 1979 (29 of 39)
- .727 vs. Alabama St., 1984 (32 of 44)
- .707 vs. Rice, 1978 (29 of 41)
- .683 vs. SMU, 1984 (28 of 41)
- .680 vs. Wake Forest, 1977 (34 of 50)
- .679 vs. Rice, 1983 (36 of 53)
- .676 vs. Texas, 1985 (25 of 37)
- .673 vs. U.S. International, 1990 (68 of 101)
- .673 vs. SE Missouri St., 1984 (37 of 55)
- .671 vs. Baylor, 1990 (43 of 64)
- .667 vs. Texas A&M, 1982 (34 of 51)
- .667 vs. Nebraska, 1982 (26 of 39)
- .667 vs. TCU, 1978 (28 of 42)
- .667 vs. SW Missouri St., 1979 (38 of 57)

Season

- *.546 1977-78 (1,060-1,943)
- *.545 1976-77 (849-1,558)
- .537 1983-84 (831-1,547)
- .535 1978-79 (849-1,587)
- .534 1981-82 (806-1,510)
- .531 1975-76 (910-1,715)
- .530 1974-75 (807-1,524)
- .525 1982-83 (833-1,586)
- .522 1980-81 (850-1,629)
- .515 1984-85 (899-1,744)

* Led the NCAA

SEC Game

- .621 vs. Mississippi St. (41-66), 1993
- .607 vs. Auburn (34-56), 1992
- .586 vs. LSU (34-58), 1993
- .578 vs. LSU (37-64), 1992
- .571 vs. Alabama (32-56), 1/20/01
- .571 vs. Georgia (36-63), 1993
- .569 vs. Auburn (29-51), 2/11/06
- .564 vs. Mississippi St. (31-55), 1992
- .550 vs. Kentucky (33-60), 1993
- .548 vs. Auburn (40-73), 1998



SEC Season

1. .497 1993 (521-1,049)
2. .492 1992 (529-1,075)
3. .474 1994 (502-1,058)
4. .453 2006 (416-918)
5. .448 1995 (469-1,048)
6. .443 1998 (472-1,065)
7. .434 1996 (443-1,021)
8. .429 1999 (432-1,006)
9. .423 2002 (404-956)
10. .422 2000 (418-991)

THREE-POINT FIELD GOALS

Game

1. #21 vs. Troy State (37 attempts), 12/10/96
2. 20 vs. Texas Southern (36 attempts), 1994
3. 19 vs. North Texas (54 attempts), 1999
- 19 vs. Montevallo (36 attempts), 1994
5. 18 vs. Delaware St. (45 attempts), 1994
6. 17 vs. Auburn (28 attempts), 1998
- 17 vs. Auburn (36 attempts), 1995
8. 16 vs. Louisville (36 attempts), 1998
- 16 vs. Missouri (25 attempts), 1994
10. 15 vs. Centenary (36 attempts), 11/28/00
- 15 vs. Providence (27 attempts), 1999
- 15 vs. Jackson St. (29 attempts), 1997
- 15 vs. Northern Arizona (33 attempts), 1997

SEC Record

Season

1. **361 1994-95 (917 attempts)
2. 301 1993-94 (777 attempts)
3. 296 1998-99 (808 attempts)
4. 292 1999-00 (832 attempts)
5. 274 1996-97 (736 attempts)
6. 273 2000-01 (741 attempts)
7. 242 1990-91 (633 attempts)
8. 237 1997-98 (671 attempts)
9. 232 2001-02 (694 attempts)
10. 210 1992-93 (532 attempts)

** All-Time NCAA Record

SEC Game

1. 17 vs. Auburn (28 attempts), 1998
- 17 vs. Auburn (36 attempts), 1995
3. 14 vs. Vanderbilt (25 attempts), 1995
- 14 vs. LSU (34 attempts), 1994
5. 13 at Miss. St. (28 attempts), 2/27/02
- 13 at LSU (31 attempts), 1/13/02
- 13 vs. LSU (24 attempts), 2/17/01
- 13 vs. Georgia (26 attempts), 3/3/01
- 13 vs. LSU (23 attempts), 1992
- 13 vs. Alabama (31 attempts), 1994
- 13 vs. LSU (36 attempts), 1999

SEC Season

1. 143 1995 (364 attempts)
2. 135 2002 (391 attempts)
3. 133 2001 (366 attempts)
- 133 2000 (369 attempts)
5. 130 1997 (377 attempts)
6. 118 1999 (345 attempts)
7. 117 1994 (340 attempts)
8. 115 1998 (302 attempts)
9. 110 1992 (275 attempts)
10. 108 1993 (279 attempts)

THREE-POINT FIELD GOAL ATTEMPTS

Game

1. #54 vs. North Texas (19 made), 1999
2. 45 vs. Delaware St. (18 made), 1994
3. 38 vs. Texas-Arlington (14 made), 2000
- 38 vs. Montevallo (14 made), 1995
5. 37 vs. UNT (10 made), 12/5/01
- 37 vs. Iowa (12 made), 1999
- 37 vs. Troy St. (21 made), 1997
8. 36 vs. Centenary (15 made), 11/28/00
- 36 vs. LSU (13 made), 1999
- 36 vs. Louisville (16 made), 1998
- 36 vs. Auburn (17 made), 1995
- 36 vs. Texas Southern (20 made), 1994
- 36 vs. Montevallo (19 made), 1994

SEC Record



Sean McCurdy made one-of-two threes last year at Kentucky as Arkansas hit nine-of-16 for 56.3 percent, which ties for the seventh-best percentage ever in an SEC game.

Season

1. #917 1994-95 (361 made)
2. 832 1999-00 (292 made)
3. 808 1998-99 (296 made)
4. 777 1993-94 (301 made)
5. 741 2000-01 (273 made)
6. 736 1996-97 (274 made)
7. 694 2001-02 (232 made)
8. 671 1997-98 (237 made)
9. 633 1990-91 (242 made)
10. 586 1995-96 (190 made)

SEC Record

SEC Game

1. 36 vs. LSU (13 made), 1999
- 36 vs. Auburn (17 made), 1995
3. 35 vs. Vanderbilt (11 made), 1997
4. 34 vs. LSU (14 made), 1994
5. 32 vs. LSU (11 made), 2000
6. 31 at LSU (13 made), 1/13/02
- 31 vs. Alabama (13 made), 1994
8. 30 at Alabama (11 made), 1/30/02
- 30 vs. Auburn (12 made), 1999
- 30 vs. LSU (11 made), 1995
- 30 vs. Kentucky (9 made), 1998
- 30 vs. Tennessee (9 made), 1993

SEC Season

1. 391 2002 (135 made)
2. 377 1997 (130 made)
3. 369 2000 (133 made)
4. 366 2001 (133 made)
5. 364 1995 (143 made)
6. 345 1999 (118 made)
7. 340 1994 (117 made)
8. 330 2004 (98 made)
9. 316 2003 (99 made)
10. 302 1998 (115 made)

THREE-POINT FIELD GOAL PERCENTAGE

Game (Minimum 8 Attempts)

1. .667 vs. Prairie View A&M (8-12), 12/18/04
- .667 vs. Western Carolina (14-21), 1999
3. .650 vs. Hartford (13-20), 12/23/04
4. .647 vs. Winthrop (11-17), 11/19/04
5. .640 vs. Missouri (16-25), 1994
6. .625 vs. Michigan St. (5-8), 1996
- .625 vs. Bethune-Cookman (10-16), 1992
- .625 vs. Auburn (10-16), 1992
- .625 vs. Florida St. (10-16), 1991
10. .611 vs. Texas A&M (11-18), 1991

Season (Minimum 320 Attempts)

1. .395 1992-93 (210-532)
2. #.394 1994-95 (361-917)
- .394 1989-90 (197-500)
4. .387 1993-94 (301-777)
5. .382 1990-91 (242-633)
6. .374 1991-92 (193-516)
7. .372 2004-05 (182-489)
- .372 1996-97 (274-736)
9. .368 2000-01 (273-741)
10. .366 1998-99 (296-808)
11. .363 1987-88 (119-328)

Led the SEC

SEC Game (Minimum 8 Attempts)

1. .625 vs. Auburn (10-16), 1992
2. .607 vs. Auburn (17-28), 1998
3. .600 vs. South Carolina (12-20), 1998
4. .588 vs. Mississippi St. (10-17), 2000
5. .571 vs. Auburn (8-14), 1993
6. .565 vs. LSU (13-23), 1992
7. .563 vs. Kentucky (9-16), 1/29/06
- .563 vs. Alabama (9-16), 2/5/03
- .563 vs. Mississippi St. (9-16), 1993
10. .560 vs. Vanderbilt (14-25), 1995

SEC Season (Minimum 250 Attempts)

1. .400 1992 (110-275)
2. .393 1995 (143-364)
3. .387 1993 (108-279)
4. .381 1998 (115-302)
5. .363 2001 (133-366)
6. .360 2000 (133-364)
7. .345 2002 (135-391)
- .345 1997 (130-377)
9. .344 1994 (117-340)
10. .342 2006 (94-275)
- .342 1999 (118-345)

FREE THROWS MADE

Game

1. 48 vs. Ole Miss, 1/17/04
2. 46 vs. TCU, 1955
3. 41 vs. Kentucky, 1992
- 41 vs. Rice, 1972

Season

1. 713 1990-91 (975 attempts)
2. 690 1989-90 (942 attempts)
3. 621 1971-72 (882 attempts)
4. 616 1986-87 (892 attempts)
5. 609 1994-95 (902 attempts)
6. 604 1991-92 (815 attempts)
7. 587 1988-89 (868 attempts)
8. 585 1977-78 (781 attempts)
9. 583 1970-71 (820 attempts)
10. 567 1993-94 (834 attempts)

SEC Game

1. 48 vs. Ole Miss (53 attempts), 1/17/04
2. 41 vs. Kentucky (49 attempts), 1992
3. 32 vs. Auburn (39 attempts), 1992
- 32 vs. Ole Miss (41 attempts), 1994
- 32 vs. Ole Miss (45 attempts), 1995
6. 30 vs. Ole Miss (39 attempts), 1992
- 30 vs. Kentucky (40 attempts), 1993
8. 29 vs. Ole Miss (40 attempts), 2/15/06
9. 28 vs. Ole Miss (42 attempts), 1993
10. 27 vs. Kentucky (33 attempts), 1995
- 27 vs. LSU (38 attempts), 1996

SEC Season

1. 300 1992 (400 attempts)
2. 281 1995 (395 attempts)
3. 269 1994 (386 attempts)
4. 258 1993 (369 attempts)
5. 248 2006 (359 attempts)
6. 234 1998 (353 attempts)
7. 225 1996 (352 attempts)
8. 212 2001 (302 attempts)
9. 209 1999 (300 attempts)
10. 203 2005 (303 attempts)





FREE THROWS ATTEMPTED

Game	Points	Opponent
1.	65	vs. TCU, 1955
2.	55	vs. Rice, 1972
3.	53	vs. Ole Miss, 1/17/04
	53	vs. Northeastern Illinois, 1997
5.	49	vs. Kentucky, 1992
	49	vs. Northeast Louisiana, 1991

Season	Points	Games
1.	975	1990-91 (713 made)
2.	942	1989-90 (690 made)
3.	902	1994-95 (609 made)
4.	892	1986-87 (616 made)
5.	882	1971-72 (621 made)
6.	868	1988-89 (587 made)
7.	834	1993-94 (567 made)
8.	820	1970-71 (583 made)
9.	815	1991-92 (604 made)
10.	799	1982-83 (505 made)

SEC Game	Points	Opponent
1.	53	vs. Ole Miss (48 made), 1/17/04
2.	49	vs. Kentucky (41 made), 1992
3.	46	vs. Ole Miss (26 made), 1998
4.	45	vs. Ole Miss (32 made), 1995
5.	42	vs. Florida (26 made), 2/18/06
	42	vs. Ole Miss (28 made), 1993
7.	41	vs. Ole Miss (32 made), 1994
8.	40	vs. Ole Miss (29 made), 2/15/06
	40	vs. Kentucky (30 made), 1993
10.	39	vs. Auburn (32 made), 1992
	39	vs. Ole Miss (30 made), 1992

SEC Season	Points	Games
1.	400	1992 (300 made)
2.	395	1995 (281 made)
3.	386	1994 (269 made)
4.	369	1993 (258 made)
5.	359	2006 (248 made)
6.	353	1998 (234 made)
7.	352	1996 (225 made)
8.	303	2005 (203 made)
9.	302	2001 (212 made)
10.	301	2002 (197 made)

FREE-THROW PERCENTAGE

Game (Minimum 10 Attempts)	Percentage	Opponent
1.	1.000	vs. Centenary (12-12), 1975
	1.000	vs. Texas Tech (12-12), 1966
3.	.952	vs. SMU (20-21), 1978
4.	.941	vs. LSU (16-17), 2/12/05
	.941	vs. Houston (16-17), 1978
6.	.938	vs. Rice (30-32), 1982
7.	.937	vs. TCU (15-16), 1959
8.	.923	vs. SMU (12-13), 1978
	.923	vs. SMU (12-13), 1961
	.923	vs. Tennessee (12-13), 1993

Season (Minimum 450 Attempts)	Percentage	Games
1.	.776	1961-62 (502-647)
2.	.750	1965-66 (411-548)
3.	.749	1977-78 (585-781)
4.	.746	1962-63 (434-582)
5.	#.741	1991-92 (604-815)
6.	.737	1967-68 (440-597)
7.	.732	1989-90 (690-942)
8.	.731	1990-91 (713-975)
9.	.721	1975-76 (419-581)
10.	.718	1979-80 (438-610)
	.718	1966-67 (328-457)

Led the SEC

SEC Game (Minimum 12 Attempts)	Percentage	Opponent
1.	.941	vs. LSU (16-17), 2/12/05
2.	.923	vs. Vanderbilt (12-13), 1997
	.923	vs. Tennessee (12-13), 1993
4.	.917	vs. South Carolina (22-24), 2/21/04
	.917	vs. Alabama (11-12), 1999
	.917	vs. South Carolina (11-12), 1994
7.	.875	vs. South Carolina (14-16), 1999
	.875	vs. Alabama (14-16), 2000
9.	.870	vs. Auburn (20-23), 1998
	.870	vs. Mississippi St. (20-23), 1996

SEC Season (Minimum 250 Attempts)	Percentage	Games
1.	.750	1992 (300-400)
2.	.711	1995 (281-395)
3.	.702	2001 (212-302)
4.	.699	1993 (258-369)
5.	.697	1994 (269-386)
	.697	1999 (209-300)
7.	.696	1997 (188-270)
8.	.691	2006 (248-359)
9.	.689	2004 (199-289)
10.	.670	2005 (203-303)

REBOUNDING

Game	Rebounds	Opponent
1.	77	vs. Jackson St., 11/22/02
2.	73	vs. Rice, 1960
3.	72	vs. Texas, 1957
4.	71	vs. Rockhurst, 1972
	71	vs. Ole Miss, 1965

Season	Rebounds	Games
1.	1,540	1990-91 (38 games)
2.	1,528	1994-95 (39 games)
3.	1,416	1993-94 (34 games)
4.	1,352	1973-74 (26 games)
5.	1,319	1991-92 (34 games)
6.	1,314	1995-96 (33 games)
7.	1,306	1997-98 (33 games)
8.	1,296	1989-90 (35 games)
9.	1,266	1998-99 (34 games)
10.	1,261	1986-87 (33 games)

SEC Game	Rebounds	Opponent
1.	61	vs. Ole Miss, 1992
2.	51	vs. Alabama, 1998
3.	49	vs. Auburn, 2/14/01
	49	vs. Mississippi St., 1997
5.	48	vs. LSU, 1994
6.	47	vs. LSU, 1995
	47	vs. Alabama, 1995
8.	46	at Vanderbilt, 2/26/03
	46	vs. Auburn, 1999
	46	vs. Tennessee, 1998
	46	vs. Ole Miss, 1994

SEC Season	Rebounds	Games
1.	616	1994 (16 games)
2.	615	1996 (16 games)
3.	600	1998 (16 games)
4.	592	1995 (16 games)
5.	580	2003 (16 games)



Jonathon Modica grabbed 13 of Arkansas' school-record 77 rebounds against Jackson State in 2003.

6.	572	1992 (16 games)
7.	568	2006 (16 games)
8.	555	1999 (16 games)
9.	549	2001 (16 games)
	549	1997 (16 games)
	549	1993 (16 games)

REBOUNDING AVERAGE

Season	Average	Games
1.	52.0	1973-74 (1,352 - 26 games)
2.	47.5	1971-72 (1,236 - 36 games)
3.	45.9	1972-73 (1,193 - 26 games)
4.	45.5	1961-62 (1,092 - 24 games)
5.	44.0	1962-63 (1,056 - 24 games)
6.	43.9	1965-66 (1,010 - 23 games)
7.	42.0	1971-72 (1,091 - 26 games)
8.	#41.6	1993-94 (1,416 - 34 games)
9.	39.9	1975-76 (1,118 - 28 games)
10.	39.8	1995-96 (1,314 - 33 games)

Led the SEC

SEC Season	Average	Games
1.	38.5	1994 (616 - 16 games)
2.	38.4	1996 (615 - 16 games)
3.	37.5	1998 (600 - 16 games)
4.	37.0	1995 (592 - 16 games)
5.	36.2	2003 (338 - 16 games)
6.	35.8	1992 (572 - 16 games)
7.	35.5	2006 (568 - 16 games)
8.	34.7	1999 (555 - 16 games)
9.	34.3	2001 (549 - 16 games)
	34.3	1997 (549 - 16 games)
	34.3	1993 (549 - 16 games)

STEALS

Game	Steals	Opponent
1.	26	vs. La-Monroe, 11/25/00
2.	24	vs. Maryland-Eastern Shore, 1/2/01
3.	21	vs. Grambling, 12/31/00
	21	vs. Jackson St., 1997
	21	vs. Mississippi St., 1992
6.	20	vs. Ole Miss, 1995
	20	vs. Montevallo, 1994
	20	vs. Rice, 1991
	20	vs. Texas A&M, 1991
10.	19	vs. Maine, 11/12/01
	19	vs. Bethune-Cookman, 1998
	19	vs. Vanderbilt, 1992
	19	vs. Baylor, 1991

Season	Steals	Games
1.	*467	1990-91 (38 games)
2.	*445	1994-95 (39 games)
3.	388	1989-90 (35 games)
4.	#379	1999-00 (34 games)
5.	372	1988-89 (32 games)
6.	#365	2000-01 (31 games)
7.	#358	1991-92 (34 games)
8.	356	1997-98 (33 games)
9.	#352	1992-93 (31 games)
10.	352	1993-94 (34 games)

* Led the NCAA

Led the SEC

SEC Game	Steals	Opponent
1.	21	vs. Mississippi St., 1992
2.	20	vs. Ole Miss, 1995
3.	19	vs. LSU, 2001
	19	vs. Vanderbilt, 1992
5.	18	vs. LSU, 1998
	18	vs. Mississippi St., 1993
7.	17	vs. Ole Miss, 2/2/00
	17	vs. Ole Miss, 1/5/00
	17	vs. LSU, 1999
	17	vs. Vanderbilt, 1996
11.	16	vs. Florida, 1/26/02
	16	vs. Alabama, 2/28/01
	16	vs. Alabama, 2000
	16	vs. LSU, 1995
	16	vs. Ole Miss, 1994
	16	vs. Alabama, 1993
	16	vs. Ole Miss, 1993
	16	vs. South Carolina, 1992
	16	vs. Ole Miss, 1992



SEC Season

1.	185	1992 (16 games)
2.	176	1995 (16 games)
3.	169	1993 (16 games)
4.	164	1998 (16 games)
5.	162	2001 (16 games)
6.	161	2000 (16 games)
7.	159	1999 (16 games)
8.	152	1997 (16 games)
9.	147	1994 (16 games)
10.	146	2002 (16 games)

ASSISTS

Game

1.	47	vs. U.S. International, 12/9/89
2.	#40	vs. Troy St., 12/10/96
3.	35	vs. Montevallo, 1994
4.	32	vs. Jackson St., 1997
	32	vs. Texas Southern, 1994
	32	vs. Mississippi St., 1993
	32	vs. Quincy College, 1992
	32	vs. Bethune-Cookman, 1992
	32	vs. Georgia St., 1991
10.	31	vs. Centenary, 1995
	31	vs. Tulsa, 1994
	31	vs. Jackson St., 1993

SEC Record

Season

1.	819	1990-91 (38 games)
2.	*721	1994-95 (39 games)
3.	*687	1993-94 (34 games)
4.	674	1991-92 (34 games)
5.	667	1989-90 (35 games)
6.	582	1992-93 (31 games)
7.	570	1988-89 (32 games)
8.	563	1998-99 (33 games)
9.	526	1997-98 (33 games)
10.	518	1984-85 (35 games)

* Led the NCAA

SEC Game

1.	32	vs. Mississippi St., 1993
2.	27	vs. Auburn, 1999
3.	26	vs. LSU, 1999
	26	vs. LSU, 1995
5.	25	vs. Auburn, 1995
	25	vs. South Carolina, 1992
7.	24	vs. Tennessee, 2/25/06
	24	vs. Kentucky, 1993
	24	vs. Alabama, 1992
10.	23	vs. Florida, 1998
	23	vs. Auburn, 1998
	23	vs. South Carolina, 1994
	23	vs. LSU, 1994
	23	vs. LSU, 1993
	23	vs. Auburn, 1992
	23	vs. LSU, 1992

SEC Season

1.	299	1993 (16 games)
2.	292	1994 (16 games)
	292	1992 (16 games)
4.	264	1995 (16 games)
5.	245	1998 (16 games)
6.	236	1999 (16 games)
7.	230	1996 (16 games)
8.	229	2002 (16 games)
9.	228	1997 (16 games)
10.	203	2005 (16 games)

BLOCKED SHOTS

Game

1.	#18	vs. Missouri, 1996
2.	16	vs. Texas, 1990
3.	15	vs. South Alabama, 1991
4.	14	vs. Louisiana Tech, 1991
5.	13	vs. Prairie View A&M, 12/18/04
	13	vs. Alabama St., 1998

SEC Record

Season

1.	229	1990-91 (38 games)
2.	194	2005-06 (32 games)
3.	172	1989-90 (35 games)
4.	170	1991-92 (34 games)



Junior Preston Cranford was one of six Razorbacks with more assists than turnovers last year as UA had its lowest turnover average (13.4) since 1990 (13.0).

5.	158	1997-98 (33 games)
6.	156	2004-05 (30 games)
7.	147	1988-89 (32 games)
	147	1995-96 (33 games)
	147	1998-99 (34 games)
	147	1977-78 (36 games)

SEC Game

1.	10	vs. Alabama, 2/21/06
	10	vs. Ole Miss, 1/25/06
	10	vs. Alabama, 1/19/00
	10	vs. Georgia, 1997
5.	9	vs. Tennessee, 1998
	9	vs. LSU, 1998
	9	vs. Florida, 1996
	9	vs. Ole Miss, 1995
	9	vs. Florida, 1992
10.	8	vs. Ole Miss, 1/5/05
	8	vs. Ole Miss, 1/10/01
	8	vs. Mississippi St., 1999
	8	vs. Mississippi St., 1998
	8	vs. South Carolina, 1996

SEC Season

1.	88	2006 (16 games)
2.	78	1998 (16 games)
3.	76	2001 (16 games)
4.	71	1992 (16 games)
5.	65	1999 (16 games)
6.	60	2005 (16 games)
7.	59	1995 (16 games)
8.	58	1996 (16 games)
9.	56	1997 (16 games)
10.	55	2004 (16 games)

PERSONAL FOULS

Game

1.	38	vs. Missouri, 1961
2.	37	vs. SMU, 1952
3.	36	vs. TCU, 1976
4.	35	vs. South Carolina, 3/11/04
	35	at Illinois, 12/8/01
	35	vs. Cincinnati, 1996
	35	vs. Rice, 1957
8.	33	vs. Ole Miss, 1999
	33	vs. Texas, 1991
10.	32	vs. Ole Miss, 2/2/00
	32	vs. Vanderbilt, 1993
	32	vs. Florida St., 1990

Season

1.	789	1994-95 (39 games)
2.	775	1990-91 (38 games)
3.	728	1986-87 (33 games)
4.	708	1993-94 (34 games)
5.	707	1992-93 (31 games)
6.	705	1999-2000 (34 games)
7.	688	1989-90 (35 games)
8.	683	1984-85 (35 games)
9.	680	1997-98 (33 games)
10.	678	1995-96 (33 games)

SEC Game

1.	33	vs. Ole Miss, 1999
2.	32	at Mississippi St., 2/27/02
	32	vs. Ole Miss, 2/2/00
	32	vs. Vanderbilt, 1993
5.	30	vs. Ole Miss, 1/31/01
	30	vs. Alabama, 1/19/00
	30	30 vs. LSU, 2000 1/26/00
	30	vs. Alabama, 1993
9.	29	at Alabama, 1/30/02
	29	vs. Florida, 1/26/02

SEC Season

1.	364	1993 (16 games)
2.	361	2002 (16 games)
3.	350	1998 (16 games)
4.	347	1994 (16 games)
5.	345	2000 (16 games)
6.	338	2003 (16 games)
7.	334	1996 (16 games)
8.	333	1999 (16 games)
9.	332	2001 (16 games)
10.	324	1997 (16 games)

TURNOVERS

Game

1.	32	vs. Grambling, 1987
2.	31	vs. Alcorn St., 1996
3.	29	vs. Missouri, 1997
	29	vs. Mercer, 1983
	29	vs. Southern Miss., 1981
6.	28	vs. Auburn, 2/5/00
	28	vs. Cincinnati, 1996
	28	vs. Southeast Missouri St., 1993
9.	27	vs. Jackson St., 11/22/02
	27	vs. LSU, 2/17/01
	27	vs. McNeese St., 1997
	27	vs. Jackson St., 1994

Season

1.	633	1994-95 (39 games)
2.	575	1990-91 (38 games)
3.	563	1986-87 (33 games)
4.	560	1977-78 (36 games)
5.	558	1995-96 (33 games)
6.	548	1997-98 (33 games)
7.	539	1993-94 (34 games)
8.	538	1984-85 (35 games)
9.	525	1983-84 (32 games)
10.	519	1982-83 (30 games)

SEC Game

1.	28	vs. Auburn, 2/5/00
2.	27	vs. LSU, 2/17/01
3.	25	vs. Alabama, 1998
	25	vs. Ole Miss, 1997
	25	vs. Kentucky, 1997
6.	24	at Auburn, 3/5/05
	24	at Ole Miss, 1/25/03
	24	vs. Ole Miss, 1997
	24	vs. Kentucky, 1996
	24	vs. Ole Miss, 1994

SEC Season

1.	258	2003 (16 games)
2.	252	1998 (16 games)
3.	251	2001 (16 games)
4.	248	1995 (16 games)
5.	244	1996 (16 games)
6.	241	1994 (16 games)
7.	239	1997 (16 games)
8.	236	1999 (16 games)
9.	233	2000 (16 games)
10.	224	1993 (16 games)



ARKANSAS

28 NCAA TOURNAMENT BIDS



RECORDS TEAM COMPARISONS

RAZORBACKS

Season	'49-50	'50-51	'51-52	'52-53	'53-54	'54-55	'55-56	'56-57	'57-58	'58-59	'59-60	'60-61	'61-62	'62-63	'63-64	'64-65	'65-66	'66-67	'67-68	'68-69	'69-70
Games	24	24	24	21	23	24	24	24	27	24	24	23	24	24	23	23	23	23	24	24	24
Tot. Pts.	1139	1122	1187	1382	1496	1727	1616	755	1628	1491	1706	1738	1730	1734	1675	1730	1727	1388	1716	1601	1724
Avg. Pts.	47.4	46.8	49.4	65.8	65.0	72.0	67.3	62.9	60.3	62.1	71.1	75.6	72.1	72.3	72.4	75.2	75.1	60.3	71.5	66.7	71.8
FG	425	408	435	484	505	565	571	541	625	571	599	655	614	650	647	649	658	530	638	621	699
FGA	NA	1312	1331	1558	1605	1579	1642	1749	1835	1572	1559	1497	1576	1556	1560	1471	1509	1188	1436	1415	1597
FG Pct.	NA	.345	.326	.311	.314	.358	.347	.309	.341	.363	.384	.437	.390	.418	.415	.441	.436	.446	.444	.439	.438
3-Pt. FG	--	--	--	--	--	--	--	--	--	--	--	--	--	--	--	--	--	--	--	--	--
3-Pt. Att.	--	--	--	--	--	--	--	--	--	--	--	--	--	--	--	--	--	--	--	--	--
3-Pt. Pct.	--	--	--	--	--	--	--	--	--	--	--	--	--	--	--	--	--	--	--	--	--
FT	289	306	317	414	486	597	474	469	378	349	508	428	502	434	381	432	411	328	440	359	334
FTA	525	492	547	656	755	867	715	717	598	538	684	574	647	582	524	578	548	457	597	539	488
FT Pct.	.550	.622	.579	.632	.643	.689	.663	.654	.632	.648	.743	.745	.776	.746	.727	.747	.750	.718	.737	.666	.700
Rebounds	--	--	--	924	872	1050	1147	1225	1228	1095	1117	1043	1092	1056	999	954	1010	746	952	916	934
Reb. Avg.	--	--	--	44.0	37.9	43.8	47.8	51.0	45.5	45.6	46.5	45.3	45.5	44.0	43.4	41.5	43.9	32.4	39.7	38.2	38.9
Assists	--	--	--	--	--	--	--	--	--	--	--	--	--	--	--	--	--	--	--	--	--
Steals	--	--	--	--	--	--	--	--	--	--	--	--	--	--	--	--	--	--	--	--	--
Blocks	--	--	--	--	--	--	--	--	--	--	--	--	--	--	--	--	--	--	--	--	--
Turnovers	--	--	--	--	--	--	--	--	--	--	--	--	--	--	--	--	--	--	--	--	--
Fouls	492	516	577	518	618	517	376	483	530	444	486	476	535	507	520	455	434	383	481	470	465

OPPONENTS

Season	'49-50	'50-51	'51-52	'52-53	'53-54	'54-55	'55-56	'56-57	'57-58	'58-59	'59-60	'60-61	'61-62	'62-63	'63-64	'64-65	'65-66	'66-67	'67-68	'68-69	'69-70
Tot. Pts.	1171	1101	1275	1322	1432	1715	1551	788	1580	1535	1676	1597	1665	1686	1732	1725	1631	1511	1760	1600	1836
Avg. Pts.	48.8	45.8	53.1	62.9	62.3	71.4	64.6	65.6	58.5	63.9	69.8	69.5	69.4	70.3	75.3	75.0	71.0	65.7	73.3	66.7	76.5
FG	405	376	460	401	414	548	558	528	532	568	593	570	578	597	620	652	611	578	641	578	693
FGA	NA	1199	1363	1187	1269	1463	1478	1364	1500	1425	1482	1347	1430	1460	1448	1446	1407	1251	1468	1260	1540
FG Pct.	NA	.314	.336	.337	.326	.374	.377	.387	.354	.398	.400	.423	.404	.409	.428	.451	.434	.462	.443	.459	.450
3-Pt. FG	--	--	--	--	--	--	--	--	--	--	--	--	--	--	--	--	--	--	--	--	--
3-Pt. Att.	--	--	--	--	--	--	--	--	--	--	--	--	--	--	--	--	--	--	--	--	--
3-Pt. Pct.	--	--	--	--	--	--	--	--	--	--	--	--	--	--	--	--	--	--	--	--	--
FT	361	349	355	520	604	619	435	523	516	399	490	457	509	492	492	421	409	355	458	444	440
FTA	589	561	571	796	953	889	633	793	753	591	703	666	716	700	696	602	573	495	639	625	610
FT Pct.	.613	.622	.622	.653	.634	.695	.687	.659	.685	.675	.697	.686	.712	.703	.707	.699	.714	.717	.717	.710	.738
Rebounds	--	--	--	803	844	939	1012	1051	1090	1031	1064	931	1035	1089	1086	975	1014	838	979	879	1109
Reb. Avg.	--	--	--	38.2	36.7	39.1	42.2	43.8	40.4	43.0	44.3	40.5	43.1	45.4	47.2	42.4	44.1	34.9	40.8	36.6	46.2
Assists	--	--	--	--	--	--	--	--	--	--	--	--	--	--	--	--	--	--	--	--	--
Steals	--	--	--	--	--	--	--	--	--	--	--	--	--	--	--	--	--	--	--	--	--
Blocks	--	--	--	--	--	--	--	--	--	--	--	--	--	--	--	--	--	--	--	--	--
Turnovers	--	--	--	--	--	--	--	--	--	--	--	--	--	--	--	--	--	--	--	--	--
Fouls	460	491	513	438	500	508	432	430	458	406	478	400	482	424	413	428	438	384	467	425	391





RAZORBACKS

6 FINAL FOUR APPEARANCES

RAZORBACKS

Season	'70-71	'71-72	'72-73	'73-74	'74-75	'75-76	'76-77	'77-78	'78-79	'79-80	'80-81	'81-82	'82-83	'83-84	'84-85	'85-86	'86-87	'87-88	'88-89	'89-90	'90-91
Games	26	26	26	26	26	28	28	36	30	29	32	29	30	32	35	28	33	30	32	35	38
Tot. Pts.	2245	2301	2173	2212	1911	2239	2073	2705	2238	1938	2199	2054	2171	2154	2284	1955	2578	2264	2870	3345	*3783
Avg. Pts.	86.3	88.5	83.5	85.1	73.5	80.0	74.0	75.1	74.6	66.8	68.7	70.8	72.4	67.3	65.3	69.8	78.1	75.5	89.7	95.6	99.6
FG	831	840	850	913	807	910	849	1060	849	750	850	806	833	831	899	754	908	839	1071	1229	1414
FGA	1754	1830	1749	2014	1524	1715	1558	1943	1587	1486	1629	1510	1586	1547	1744	1644	1997	1734	2172	2440	2820
FG Pct.	.474	.459	.486	.453	.530	.531	*.545	*.546	.535	.505	.522	.534	.525	.537	.515	.459	.455	.484	.493	.504	.501
3-Pt. FG	--	--	--	--	--	--	--	--	--	--	--	--	--	--	--	--	146	119	141	197	242
3-Pt. Att.	--	--	--	--	--	--	--	--	--	--	--	--	--	--	--	--	410	328	387	500	633
3-Pt. Pct.	--	--	--	--	--	--	--	--	--	--	--	--	--	--	--	--	.356	.363	.354	.394	.382
FT	583	621	473	383	297	419	375	585	540	438	499	442	505	492	486	447	616	467	587	690	713
FTA	820	882	689	557	417	581	577	781	753	610	722	657	799	732	750	673	892	696	868	942	975
FT Pct.	.711	.704	.687	.688	.712	.721	.650	.749	.717	.718	.691	.673	.632	.672	.648	.664	.691	.671	.676	.732	.731
Rebounds	1091	1236	1193	1352	931	1118	1031	1242	1133	895	1021	862	998	992	1021	977	1261	1077	1231	1296	1540
Reb. Avg.	42.0	47.5	45.9	52.0	35.8	39.9	36.8	34.5	37.8	30.9	31.9	29.7	33.3	31.0	29.2	34.9	38.2	35.9	38.5	37.0	40.5
Assists	--	--	--	--	269	NA	270	425	404	340	386	448	385	463	518	361	434	407	570	667	819
Steals	--	--	--	--	NA	NA	169	245	143	194	249	247	277	236	232	198	313	271	372	388	*467
Blocks	--	--	--	--	--	--	--	147	97	76	95	64	38	55	67	114	142	139	147	172	229
Turnovers	--	--	--	--	NA	NA	438	560	459	404	479	431	519	525	538	431	563	433	463	455	575
Fouls	528	576	478	465	483	584	507	572	557	553	592	524	556	598	683	656	728	586	654	688	775

OPPONENTS

Season	'70-71	'71-72	'72-73	'73-74	'74-75	'75-76	'76-77	'77-78	'78-79	'79-80	'80-81	'81-82	'82-83	'83-84	'84-85	'85-86	'86-87	'87-88	'88-89	'89-90	'90-91
Tot. Pts.	2344	2328	2055	2315	1707	1901	1701	2218	1878	1745	1913	1770	1836	1886	2158	1983	2434	1946	2414	2792	3054
Avg. Pts.	90.2	89.5	79.0	89.0	65.7	67.9	60.8	61.6	62.6	60.2	59.8	61.0	61.2	58.9	61.7	70.8	73.8	64.9	75.4	79.8	80.4
FG	927	901	877	1023	693	771	707	942	757	678	767	724	765	752	845	739	886	693	875	1016	1146
FGA	1873	1861	1942	2162	1532	1698	1669	2195	1743	1442	1663	1519	1559	1557	1717	1580	2005	1626	1969	2252	2558
FG Pct.	.495	.484	.452	.473	.452	.454	.424	.429	.434	.470	.461	.477	.491	.483	.492	.468	.442	.426	.444	.451	.448
3-Pt. FG	--	--	--	--	--	--	--	--	--	--	--	--	--	--	--	--	106	136	150	190	184
3-Pt. Att.	--	--	--	--	--	--	--	--	--	--	--	--	--	--	--	--	314	338	442	472	511
3-Pt. Pct.	--	--	--	--	--	--	--	--	--	--	--	--	--	--	--	--	.338	.402	.339	.403	.360
FT	491	526	301	269	321	359	287	334	364	389	379	323	306	382	468	505	556	424	514	570	578
FTA	686	787	448	398	459	542	423	486	523	563	569	464	495	555	676	761	849	628	753	807	895
FT Pct.	.716	.668	.672	.676	.699	.662	.678	.687	.696	.691	.666	.696	.618	.688	.692	.664	.655	.675	.683	.706	.646
Rebounds	1210	1236	1128	1188	808	878	865	1109	884	839	928	852	820	784	962	1022	1279	989	1246	1399	1554
Reb. Avg.	46.6	47.5	43.4	45.7	31.1	31.4	30.9	30.8	29.5	28.9	29.0	29.4	27.3	24.5	27.5	36.5	38.8	33.0	38.9	40.0	40.9
Assists	--	--	--	--	195	NA	NA	358	300	285	339	310	345	379	450	403	500	358	505	536	592
Steals	--	--	--	--	NA	NA	NA	182	144	151	166	186	207	196	197	153	248	164	194	208	257
Blocks	--	--	--	--	--	--	--	60	52	62	80	68	92	78	82	71	64	57	76	88	91
Turnovers	--	--	--	--	NA	NA	NA	501	342	400	486	514	574	486	541	427	596	525	689	724	854
Fouls	630	620	694	544	482	569	543	724	679	605	661	586	676	692	723	612	743	630	725	739	769

RECORDS TEAM COMPARISONS





RAZORBACKS

Season	'91-92	'92-93	'93-94	'94-95	'95-96	'96-97	'97-98	'98-99	'99-00	'00-01	'01-02	'02-03	'03-04	'04-05	'05-06
Games	34	31	34	39	33	32	33	34	34	31	29	28	28	30	32
Tot. Pts.	3053	2695	3176	*3416	2560	2527	2716	2675	2529	2476	2171	1726	1928	2147	2359
Avg. Pts.	89.8	86.9	93.4	87.6	77.6	79.0	82.3	78.7	74.4	79.9	74.9	61.6	68.9	71.6	73.7
FG	1128	995	1154	1223	947	919	984	980	931	881	775	611	678	773	841
FGA	2275	2039	2363	2634	2143	2078	2208	2206	2168	1990	1777	1556	1629	1692	1837
FG Pct.	.496	.488	.488	.464	.442	.442	.446	.444	.429	.443	.436	.393	.416	.457	.458
3-Pt. FG	193	210	*301	**361	190	274	237	*296	292	273	232	170	180	182	179
3-Pt. Att.	516	532	777	917	586	736	671	808	832	741	694	548	573	489	533
3-Pt. Pct.	.374	.395	.387	.394	.324	.372	.353	.366	.351	.368	.334	.310	.314	.372	.336
FT	604	495	567	609	476	415	511	419	375	441	389	334	392	419	498
FTA	815	721	834	902	763	611	788	632	622	639	598	548	577	632	720
FT Pct.	.741	.687	.680	.675	.624	.679	.648	.663	.603	.690	.651	.609	.679	.663	.692
Rebounds	1319	1065	1416	1528	1314	1155	1306	1266	1159	1100	930	1063	967	1022	1118
Reb. Avg.	38.8	34.4	41.6	39.2	39.8	36.1	39.6	37.2	34.1	35.5	32.1	38.0	34.5	34.1	34.9
Assists	674	582	*687	*721	501	509	526	563	458	476	445	275	363	435	495
Steals	358	352	352	*445	300	318	356	332	379	365	305	181	220	262	266
Blocks	170	97	129	129	147	124	158	147	120	124	99	99	108	156	194
Turnovers	500	451	539	633	558	494	548	494	494	451	413	467	386	427	428
Fouls	614	707	708	789	678	638	680	633	705	654	654	588	555	555	541



Steven Hill blocked 91 shots in 2006 while the Razorbacks blocked 194 as a team, which is the second-best season total in school history (229 in 1991).

OPPONENTS

Season	'91-92	'92-93	'93-94	'94-95	'95-96	'96-97	'97-98	'98-99	'99-00	'00-01	'01-02	'02-03	'03-04	'04-05	'05-06
Tot. Pts.	2613	2403	2569	3115	2442	2281	2389	2443	2372	2132	2108	1863	1921	1885	2076
Avg. Pts.	76.9	77.5	75.6	79.9	74.0	71.3	72.4	71.9	69.8	68.8	72.7	66.5	68.6	62.8	64.9
FG	959	838	898	1094	832	801	844	858	799	712	676	618	664	653	752
FGA	2124	1856	2234	2503	2074	1886	2010	2056	1873	1763	1591	1475	1529	1591	1806
FG Pct.	.452	.452	.402	.437	.401	.425	.420	.417	.427	.404	.425	.419	.434	.410	.416
3-Pt. FG	233	190	217	312	219	194	220	250	206	180	190	160	180	162	212
3-Pt. Att.	519	510	732	858	696	568	619	705	570	590	570	482	531	524	558
3-Pt. Pct.	.409	.373	.296	.364	.315	.342	.355	.355	.361	.305	.333	.332	.339	.309	.380
FT	462	537	556	615	559	485	481	477	568	528	566	467	413	417	360
FTA	707	843	817	914	838	742	736	721	834	794	810	686	622	630	543
FT Pct.	.653	.637	.681	.673	.667	.654	.654	.662	.681	.665	.699	.681	.664	.662	.663
Rebounds	1196	1270	1377	1582	1362	1279	1325	1370	1374	1278	1182	911	1028	995	1111
Reb. Avg.	35.2	41.0	40.5	40.6	41.3	40.0	40.2	40.3	40.4	41.2	40.8	32.5	36.7	33.2	34.7
Assists	550	482	481	631	490	449	459	493	449	371	384	323	384	354	380
Steals	207	185	236	276	275	208	218	197	214	190	168	209	162	199	209
Blocks	119	86	101	128	109	78	112	111	97	106	91	109	93	81	120
Turnovers	645	680	725	785	650	663	749	618	720	666	571	372	463	508	536
Fouls	659	639	685	790	673	581	668	617	623	596	552	509	531	537	617

* Led NCAA

** All-Time NCAA Record



Darian Townes shot 50 percent from the floor last year (126-252) helping Arkansas shoot .458 as a team, its best percentage since 1995 (.464).



ARKANSAS' 127 CENTURY EFFORTS
(Record: 122-5)

Opponent	Result	Score	Year
U.S. International	W	166-101	12/9/89
Troy State	W	137-70	12/10/96
Montevallo	W	131-63	2/5/94
Baylor	W	131-109	2/29/72
Texas Southern	W	129-63	12/28/93
Bethune-Cookman	W	128-46	12/4/91
Jackson State	W	126-88	12/29/89
Jackson State	W	124-74	11/22/96
Delaware State	W	123-66	12/11/93
Quincy College	W	123-60	1/2/91
Jackson State	W	123-76	12/21/92
Montevallo	W	122-64	2/25/95
Grambling	W	121-66	12/30/00
Centenary	W	121-94	12/6/94
Missouri	W	120-68	12/2/93
Texas	W	120-89	3/10/91
Loyola-Marymount	W	120-101	3/16/89
Providence	W	118-79	1/23/99
Tulsa	W	118-69	2/25/89
Auburn	W	117-105	1/15/94
Georgia State	W	117-76	3/15/91
Delaware State	W	117-75	12/26/89
Alcorn State	W	116-75	12/2/95
Northwestern (La.) State	W	115-47	12/20/00
Baylor	W	115-75	3/10/90
Mississippi State	W	115-58	2/20/93
Northeastern Illinois	W	114-56	11/16/97
Ole Miss	W	114-93	1/18/92
Louisiana Tech	W	114-97	12/15/90
Northeast Louisiana	W	114-92	12/31/90
Texas A&M	W	114-100	2/21/90
Texas Tech	W	113-86	1/12/91
Texas A&M	W	113-88	1/23/91
Rice	W	113-108	3/4/72
Kansas State	W	112-88	12/1/90
Rice	W	112-87	2/27/88
Northwestern (La.) State	W	111-76	12/4/93
Texas A&M	W	111-72	2/23/91
Rice	W	111-68	2/11/76
Auburn	W	110-92	1/4/91

Opponent	Result	Score	Year
Oklahoma	W	110-88	11/16/90
Baylor	L	110-111	3/2/71
Hardin Simmons	W	110-101	1/7/71
Florida State	W	109-92	1/21/91
Rice	W	109-80	3/9/91
Texas	W	109-100	1/25/90
Alabama-Birmingham	W	109-95	1/27/90
Southern Utah	W	109-76	1/24/89
TCU	W	109-99	2/19/74
Bethune-Cookman	W	108-42	12/2/97
LSU	W	108-105 (OT)	3/2/94
Texas A&M	W	108-61	3/8/91
Rice	W	108-72	3/10/89
Alabama State	W	108-65	12/15/82
TCU	W	108-65	2/10/79
TCU	W	108-77	3/5/64
Portland State	W	107-69	11/18/05
Jackson State	W	107-78	11/22/00
Auburn	W	107-83	2/21/98
Vanderbilt	W	107-70	11/14/90
Houston	W	107-79	3/5/89
Pittsburg (Kan.) State	W	107-82	12/10/70
LSU	W	106-92	3/3/92
Baylor	W	106-74	2/26/91
Morgan State	W	106-57	12/13/86
Baylor	W	106-71	3/2/85
Rice	W	106-81	2/9/74
LSU	W	105-81	1/31/95
Kentucky	W	105-88	1/25/92
UNLV	L	105-112	2/10/91
South Alabama	W	105-90	11/29/89
Texas	W	105-82	2/8/89
Florida State	L	105-112 (OT)	1/18/89
Rice	W	105-79	3/3/73
Auburn	W	104-88	2/24/99
Missouri	W	104-93	12/5/95
Alabama-Birmingham	W	104-72	1/30/91
Rice	W	104-80	3/3/90
Missouri-St. Louis	W	104-78	1/6/73
TCU	W	104-94	3/5/63
Rice	W	104-84	1/30/62
Ole Miss	W	104-72	1953
Alabama State	W	103-48	12/31/97

Opponent	Result	Score	Year
North Carolina A&T	W	103-49	11/30/95
Jackson State	W	103-87	11/30/94
Tulsa	W	103-84	3/25/94
Texas	W	103-96(OT)	2/4/90
South Alabama	W	103-71	1/2/89
Kansas	W	103-86	12/6/86
SMU	W	103-96	2/24/73
Rice	W	103-95	2/5/72
Prairie View A&M	W	102-50	12/18/04
Alcorn State	W	102-59	12/28/99
Texas-Arlington	W	102-95	11/22/99
Tennessee	W	102-96	3/6/98
Alabama	W	102-81	2/16/94
Oregon	W	102-75	11/26/89
Eastern New Mexico	W	102-55	12/30/75
Rockhurst	W	102-72	12/9/71
Mississippi State	W	102-71	1953
Northern Arizona	W	101-75	3/12/96
Iowa	W	101-92	12/30/94
Tulsa	W	101-87	12/23/92
Kentucky	W	101-94	2/10/93
South Alabama	W	101-82	12/30/91
LSU	W	101-90	1/11/92
South Alabama	W	101-91	12/11/90
Texas	W	101-89	1/10/91
Alcorn State	W	101-55	12/15/87
Sedalia (Mo.) AAB	W	101-73	1946
Maryland-Eastern Shore	W	100-40	1/2/01
Texas A&M	W	100-84	1/20/90
Houston	W	100-89	1/22/90
Texas Tech	W	100-77	2/7/90
North Texas	W	100-77	12/30/98
Louisville	W	100-83	12/9/97
Ole Miss	W	100-87	2/5/98
Ole Miss	W	100-83	3/7/92
Rice	W	100-87	2/2/91
Texas	W	100-76	3/12/89
TCU	W	100-60	2/11/89
Texas A&M	W	100-97 (20T)	2/24/87
TCU	W	100-65	1/17/76
MacMurray (Ill.)	W	100-66	1/4/75
Western Kentucky	L	100-102	12/3/73
Texas A&M	W	100-89	1/22/72
Oklahoma	L	100-115	1/5/71

LARGEST WINNING MARGINS

Winning Margin	Opponent	Score	Year
82	Bethune-Cookman	128-46	12/4/91
74	at Ozark Athletic Club	81-7	1925-26
68	Northwestern (La.) St.	115-47	12/20/00
68	Montevallo	131-63	2/5/94
67	Troy State	137-70	12/10/96
66	Bethune-Cookman	108-42	12/2/97
66	Texas Southern	129-63	12/28/93
66	Baylor	94-28	1944-45
65	U.S. International	166-101	12/9/89
64	Sedalia AAB	101-37	1945-46
63	Quincy College (PB)	123-60	1/2/92
61	Fort Smith High School Faculty	69-8	1923-24
60	Maryland-Eastern Shore	100-40	1/2/01
60	Baylor	90-30	1944-45
59	Texas A&M	80-21	1944-45
58	Northeastern Illinois	114-56	11/16/97
58	Fort Smith National Guard	64-6	1925-26

LARGEST LOSING MARGINS

Losing Margin	Opponent	Score	Year
51	at Ole Miss	117-66	12/10/73
40	at Mississippi State	79-39	1951-52
38	Parks Clothiers AAU	66-28	1938-39
37	at Kentucky	76-39	1948-49
35	at Cincinnati	92-57	1/18/97
35	Cincinnati	97-62	1957-58
34	at Baylor	110-76	1/24/70
32	Pittsburgh (Honolulu, Hawaii)	114-82	12/29/86
31	at Pittsburg State	51-20	1929-30
30	at Mississippi St.	84-54	2/8/03
30	at Oklahoma	87-57	12/5/98
30	at Texas Tech	98-68	1/12/71

LARGEST SEC WINNING MARGINS

Winning Margin	Opponent	Score	Year
57	Mississippi State	115-58	2/20/93
36	Auburn	95-59	1/22/05
34	Mississippi State	98-64	1/21/97
33	Auburn	75-42	2/11/97
29	Alabama	87-58	1/20/01
26	South Carolina	79-53	1/22/94
26	Ole Miss	87-61	1/5/94
25	LSU	82-57	1/11/97
24	Auburn	107-83	2/21/98
24	LSU	105-81	1/31/95
23	Ole Miss	69-46	1/5/05
23	Tennessee	77-54	2/5/97
22	Auburn	74-52	2/4/04
22	LSU	86-64	1/27/99
22	at Ole Miss	85-63	2/27/93
21	Alabama	102-81	2/16/94
21	at Ole Miss	114-93	1/18/92
21	Mississippi State	99-78	1/15/92
20	at Georgia	74-54	1/12/00
20	Mississippi State	82-62	2/13/99
20	Alabama	73-53	2/26/97
20	Vanderbilt	91-71	2/12/92

LARGEST SEC LOSING MARGINS

Losing Margin	Opponent	Score	Year
30	at Mississippi St.	84-54	2/8/03
29	vs. LSU (New Orleans, La.)	85-56	3/13/03
25	at Mississippi St.	80-55	1/15/05
25	at Auburn	101-76	1/6/96
21	at Georgia	71-50	1/31/04
21	at LSU	96-75	1/26/00
21	at Mississippi State	83-62	2/4/95
19	at LSU	75-56	2/22/03
19	at Ole Miss	73-54	1/25/03
19	at Ole Miss	71-52	1/29/97
18	at Auburn	73-55	2/5/00
18	Alabama	88-70	1/24/95



In last year's 107-69 victory over Portland State, Arkansas shot 60.3 percent from the field (41-68) with Charles Thomas going seven-of-12 and scoring 20 points.





INDIVIDUAL

- Consecutive Games Started**
96, Lee Mayberry, (11/27/88; 2/23/91)
- Most Games Played in a Career**
139, Lee Mayberry (89-92)
- Consecutive Free Throws Made**
48, Rickey Medlock, (12/21/74; 3/4/75, 20 games)
- Consecutive Games with 3 pt. FG**
60, Pat Bradley, (1997-98)
- Most Points in Consecutive Games**
82, Martin Terry (35 at TCU, 2/20/73; 47 vs. SMU, 2/24/73)
- Double-Doubles in a Career**
42, Dean Tolson, 1972-74; 36, Joe Kleine, 1983-85; 34, Derek Hood, 1996-99
- Double-Doubles in a Season**
18, Derek Hood, 1999; 16, Dean Tolson, 1974; 15, Joe Kleine, 1984; 15, Dean Tolson, 1973
- Consecutive Double-Doubles:**
9, Dean Tolson, Feb. 2-March 2, 1974; 6, Derek Hood, Feb. 20-March 7, 1999
- Triple-Doubles (Only one in UA History)**
Alvin Robertson, 23 points, 11 rebounds, 10 assists at Texas, 1/19/84 (W 70-66)

TEAM

- All-Time Record**
1,429-780 (.647), 83 seasons
- All-Time Conference Record**
719-437 (.622)
- All-Time SEC Record**
133-107 (.554), 15 seasons
- All-Time SWC Record**
588-329 (.641), 68 seasons
- All-Time Conference Tournament Record**
38-24 (.613)
- All-Time SEC Tournament Record**
15-14 (.517)
- All-Time SWC Tournament Record**
23-10 (.697)
- All-Time NCAA Tournament Record**
39-27 (.591)
- All-Time Record as a Ranked Team**
375-100 (.789): 168-12 at home (.933); 103-48 away (.682); 104-40 at neutral sites (.722)
- All-Time Record as a Top 10 Ranked Team**
190-43 (.815): 80-4 at home (.952); 47-21 away (.691); 63-18 at neutral sites (.778)
- All-Time Record as a Top Five Team**
113-24 (.825): 52-1 at home (.981); 28-15 away (.651); 33-8 at neutral sites (.805)



Arkansas' players and fans celebrate last year's home win over No. 10 Florida.

- All-Time Record as the No. 1-Ranked Team**
16-4 (.800): 8-0 at home (1.000); 6-2 away (.750); 2-2 at neutral sites (.500)
- All-Time Record vs. Ranked Teams**
67-98 (.406): 32-17 at home (.653); 7-41 away (.146); 28-40 at neutral sites (.412)
- All-Time Record vs. Top 10 Teams**
18-41 (.305): 11-5 at home (.688); 2-17 away (.105); 5-19 at neutral sites (.208)
- All-Time Record vs. Top Five Teams**
12-26 (.316): 6-3 at home (.667); 1-9 away (.100); 5-14 at neutral sites (.263)
- All-Time Record vs. No. 1-Ranked Teams**
1-7 (.125): 0-1 at home (.000); 0-2 away (.000); 1-4 at neutral sites (.200)
- All-Time Record in Top 25 Match-ups (both teams ranked)**
38-39 (.494): 13-4 at home (.765); 3-13 away (.188); 22-22 at neutral sites (.500)
- Barnhill Arena**
313-103 (.752)
- Bud Walton Arena**
170-40 (.809)
- All-Time Record at Little Rock/North Little Rock, Ark.**
80-20 (.800)
- All-Time Record at Pine Bluff, Ark.**
28-2 (.933)
- Consecutive Winning Seasons**
26 (1924-49)
- Consecutive Non-Losing Seasons**
28 (1924-51)
- Consecutive Season-Opening Wins**
25 (1924-48)
- Longest Winning Streak**
31 Games (1927-29)
- Consecutive Conference Wins**
21 (1926-29)
- Consecutive Conference Losses**
9 (1970-71)
- Fewest Wins**
5 (69-70, 70-71)
- Fewest Losses**
1 (27-28, 28-29)
- Fewest Points**
519 (16 games 1926-27)
643 (20 games or more 1929-30)
- Greatest Scoring Margin**
19.2 (90-91)
- Lowest Scoring Average**
28.0 (29-30, 643 in 23 games)

- Worst Winning Percentage**
.192 (5 wins 21 losses, 1970-71)
- Most Points Allowed**
3115 (1994-95; 39 games)
- Fewest Points Allowed**
374 (16 games; 1926-27)
448 (20 games or more 1925-26)
- Longest Losing Streak**
10 games (1970-71)
- Fewest Personal Fouls**
434 (1965-66)
- Fewest Rebounds**
862 (1981-82)
- Smallest Victory Margin**
63 one-point games (Last game 65-64 vs. Kansas, 11/22/05)
- Smallest Defeat Margin**
60 one-point games (78-77 at LSU, 2/8/06)
- Most Points in a Loss**
110 vs. Baylor 111 OT, 3/2/71
- All-Time Overtime Record**
34-27 (5-2 in 2 OT; 0-1 in 3OT)
- Last OT Game**
Arkansas 85, Florida 81, 2/18/06
- Last 2 OT Game**
Arkansas 100, Texas A&M 97, 2/24/87
- Last 3 OT Game**
Houston 90, Arkansas 84, 2/9/80
- Most OT Games in a Season**
5 in 1985-86 (3 wins, 2 losses)
- Most Points on Opponent Floor**
117 (Arkansas 117, Auburn 105, 1/15/94)
- Most Points Neutral Floor**
120 (Arkansas 120, Texas 89, 3/10/91; Arkansas 120, Loyola-Marymount 101, 3/16/89)
- Most Points 1st Half**
78 vs. US International, 12/9/89
- Most Points 2nd Half**
88 vs. US International, 12/9/89
- Most Points in OT**
19 vs. LSU, 3/3/92; Arkansas 106, LSU 92
- Fewest Points, Both Teams**
28 (SMU 17, Arkansas 11 in 1923)
- Fewest Points Allowed**
6 (Arkansas 64, Fort Smith National Guard 6 in 1925)
- Modern Record for Fewest Points Allowed (since 1935)**
14 (Arkansas 39, Baylor 14 in 1936)
- Fewest Turnovers**
4 at Mississippi State, 1/7/06; vs. Texas, 2/2/80

RECORDS MISCELLANEOUS



Alvin Robertson owns the only triple-double in school history with 23 points, 11 rebounds and 10 assists at Texas in 1984.



ALL-TIME SERIES STANDINGS

(2006-07 opponents in bold>)

Air Force	1-1
Alabama	22-20
Alabama-Birmingham	2-0
Alabama State	6-0
Alaska-Anchorage	1-0
Alcorn State	3-0
Albright (Pa.)	0-1
American University (PR)	0-1
Arizona	6-2
Arizona State	1-0
Arkansas State	5-0
Arkansas Tech	1-0
Auburn	20-12
Austin Peay	1-0
Baptist College	1-0
Baylor	93-46
Bethune-Cookman	3-0
Biscayne	1-0
Boise State	1-0
Brigham Young	0-1
Bucknell	0-1
Butler	0-1
California	1-0
Cal State-Fullerton	1-0
California Hayward	1-0
Canisius (N.Y.)	0-1
Centenary	21-4
Central Arkansas	4-0
Central Florida	1-0
Central Missouri College	1-0
Central Missouri State	3-0
Central Oklahoma State	2-0
Chaminade	1-0
Chicago State	1-0
Cincinnati	1-3
City College, N.Y	2-0
Clemson	1-0
Coastal Carolina	2-0
College of Ozarks	3-0
Connecticut	0-2
Cornell	0-1
Creighton	1-1
Cuiver-Stockton (Mo.)	1-0
Dayton	1-0
Delaware State	2-0
Denver University	1-0
DePaul	0-1
Drake	1-0
Drury College	10-1
Duke	2-1
East Central Oklahoma	3-0
Eastern Kentucky	1-0
Eastern Michigan	1-0
East New Mexico	1-0
East Tennessee State	1-0
Elon	1-0
Florida	9-8
Florida A&M	1-0
Florida State	1-1
Fordham	1-1
Fresno State	1-0
Gardner-Webb	1-0
Georgetown	2-2
Georgia	14-7
Georgia Southern	1-0
Georgia State	2-0
Georgia Tech	1-3
Grambling	3-0
Hardin-Simmons	3-1
Hartford	1-0
Hawaii	2-0
Hendrix	8-0
Hofstra	2-0
Holy Cross	1-0
Houston	21-16
Idaho State	0-2
Illinois	0-5
Illinois State	0-1
Indiana	0-1
Indiana State	2-2
Iowa	2-3
Iowa State	1-3
Jackson State	12-0
Jacksonville State	1-0
Jacksonville Univ.	1-0
Kansas	5-8
Kansas State	3-7
Kent State	1-0
Kentucky	7-20
Kentucky Wesleyan	0-1

Lamar Tech	1-0
LaSalle	0-1
Lipscomb	1-0
Long Island	0-1
Louisiana-Lafayette	1-1
Louisiana-Monroe	7-1
Louisiana State	25-17
Louisiana Tech	4-0
Louisville	3-3
Loyola (Calif.)	3-0
Loyola (Chicago)	0-1
Loyola (New Orleans)	1-0
MacMurray (Ill.)	1-0
Maine	1-0
Maryland	1-2
Marquette	1-0
Maryland-Eastern Shore	1-0
Massachusetts	0-2
McNeese State	1-0
Memphis	11-10
Mercer	4-0
Mexico University	1-0
Miami, Florida	0-1
Michigan	2-3
Michigan State	0-2
Minnesota	2-1
Mississippi (Ole Miss)	38-20
Mississippi College	1-0
Mississippi State	23-17
Mississippi Valley	2-0
Missouri	18-17
Missouri State	16-5
Missouri-St. Louis	4-1
Missouri Western	1-0
Montevallo	3-0
Morgan State	1-0
Murray State	4-2
Nebraska	6-2
Nevada-Las Vegas	1-2
New Mexico State	2-0
New York University	0-3
Nicholls St.	1-0
North Carolina	3-3
North Carolina A&T	2-0
North Carolina-Greensboro	1-0
North Carolina State	0-1
Northern Arizona	1-0
North Texas	12-0
Northeastern Illinois	1-0
NE Oklahoma State	24-0
NW Oklahoma State	1-0
Northwestern (La.) State	5-1
Notre Dame	1-0
Ohio State	2-1
Oklahoma	12-9
Oklahoma State	14-36
Oklahoma City	8-4
Oral Roberts	7-2
Oregon	3-0
Oregon State	0-1
Ouachita Baptist	1-0
Penn State	1-0
Pepperdine	1-0
Pittsburg (Kan.) State	15-8
Pittsburgh	2-2
Portland State	1-0
Prairie View A&M	1-0
Princeton	1-0
Providence	1-1
Purdue	1-1
Quincy College	1-0
Radford	1-0
Rice	101-40
Rider College	1-0
Rockhurst	4-0
St. John's	1-1
St. Peter's	2-0
Saint Louis	3-7
Samford	2-0
Sam Houston State	2-0
San Diego State	2-0
San Francisco	2-0
San Francisco State	0-1
Santa Clara	1-0
Siena	1-0
South Alabama	4-0
South Carolina	11-6
South Dakota	1-0
Southeast Missouri State	4-1
Southeastern Louisiana	2-0
Southeastern Oklahoma State	9-2
Southern Colorado	1-0
Southern California	0-2
Southern Illinois	2-2
Southern Methodist	94-58

Southern Mississippi	5-1
Southern (La.) University	1-0
Southern Utah	2-0
SW Kansas State	0-1
Southwestern (Tenn.)	1-0
Stanford	0-1
Stephen F. Austin	1-0
St. Joseph's (Pa.)	1-0
Syracuse	1-0
Tennessee	11-11
Tennessee-Chattanooga	1-0
Tennessee Martin	2-0
Tennessee State	3-0
Texas	84-64
Texas St.	3-0
Texas-Arlington	5-0
Texas-Pan American	2-0
Texas A&M	96-50
Texas Christian	104-38
Texas-San Antonio	3-0
Texas Southern	3-0
Texas Tech	38-38
Texas Wesleyan	1-0
Toledo	1-0
Troy	2-1
Tulane	5-0
Tulsa	35-23
U.C. Santa Barbara	0-1
UCLA	1-2
U.S. International	1-0
Utah	0-1
Utah State	0-1
Vanderbilt	11-7
Villanova	0-3
Virginia	3-4
Virginia Military	2-1
Wabash	1-0
Wake Forest	2-4
Washburn	0-1
Washington (Mo.)	2-0
Washington State	0-1
Weber State	2-0
Western Carolina	1-1
Western Illinois	3-0
Westminster (Pa.)	0-1
West Texas State	2-1
Western Kentucky	4-2
Wichita State	1-1
Winthrop	1-0
Wisconsin-Parkside	1-0
Wyoming	2-1

ALL-TIME SERIES RESULTS

Air Force
Tied 1-1
Away: 0-1
Neutral: 1-0
1975-76 L 59-58 A
1976-77 W 72-54 N (LR)

Alabama
Arkansas leads 22-20
Since UA Joined the SEC in '91-92:
Alabama leads 17-15
Home: 10-5
Away: 4-13
Neutral: 8-2
1947-48 W 42-35 N (Memphis)
1949-50 W 41-33 N (Okla. City)
1950-51 W 46-34 N (Okla. City)
1954-55 L 84-67 N (Houston)
1960-61 W 83-76 N (LR)
1967-68 L 82-65 A
1968-69 W 52-48 N (LR)
1986-87 L 87-76 A
1987-88 W 80-55 N (LR)
1990-91 W 93-70 N (Charlotte)
1991-92 L 65-63 A
W 90-87 H
L 90-89 N (Birmingham)
1992-93 W 74-66 H
L 93-82 A
1993-94 L 66-64 A
W 102-81 H
1994-95 L 88-70 H
W 86-80 A
W 69-58 N (Atlanta)
1995-96 W 71-63 A
L 98-89 H
1996-97 W 72-68 A
W 73-53 H



Sophomore guard Sean McCurdy had five assists and just one turnover in Arkansas' comeback win over Alabama last year.

1997-98	W 77-70	H
	L 65-63	A
1998-99	L 67-60	H
	L 84-79	A
1999-00	L 73-64	A
	W 81-66	H
2000-01	W 87-58	H
	W 66-63	A
2001-02	L 109-94	A
	W 67-59	H
2002-03	L 61-51	A
	W 81-70	H
2003-04	L 81-65	A
	L 72-68 (OT)	H
2004-05	L 64-61	H
	L 72-63	A
2005-06	L 78-75 (OT)	A
	W 65-63	H

Alabama-Birmingham
Arkansas leads 2-0
Home: 1-0
Away: 1-0
1989-90 W 109-95 A
1990-91 W 104-72 H

Alabama St.
Arkansas leads 6-0
Home: 4-0
Neutral: 2-0
1982-83 W 108-65 H
1983-84 W 86-80 H
1985-86 W 87-69 N (LR)
1991-92 W 96-80 N (PB)
1997-98 W 103-48 H
1998-99 W 73-43 H

Alaska-Anchorage
Arkansas leads 1-0
Neutral: 1-0
1980-81 W 92-58 N (PB)

Alcorn St.
Arkansas leads 3-0
Home: 2-0
1987-88 W 101-55 H
1995-96 W 116-75 H
1999-00 W 102-59 H

Albright (Pa.)
Albright leads 1-0
Away: 0-1
1943-44 L 47-40 A

American University (PR)
American leads 1-0
Away: 0-1
1997-98 L 64-59 A

Arizona
Arkansas leads 6-2
Home: 2-1
Away: 1-0
Neutral: 3-1
1948-49 W 65-44 H
1952-53 W 68-51 N (Dallas)
1966-67 W 65-61 N (Los Angeles)
1990-91 L 89-77 N (New York)
1991-92 W 65-59 H
1992-93 W 86-80 A
1993-94 W 91-82 N (Charlotte)
1995-96 L 83-73 H

Arizona St.
Arkansas leads 1-0
Neutral: 1-0
1990-91 W 97-90 N

Arkansas St.
Arkansas leads 5-0
Home: 3-0
Away: 1-0
Neutral: 1-0
1924-25 W 31-9 H
1925-26 W 32-14 H
1926-27 W 42-12 H
1947-48 W 76-59 A
1986-87 W 67-64 N

Arkansas Tech
Arkansas leads 1-0
Home: 1-0
1950-51 W 50-45 H



Auburn
Arkansas leads 20-12
Since UA Joined the SEC in '91-92: UA leads 20-11
Home: 13-2
Away: 6-9
Neutral: 1-1
 1967-68 L 65-58 N (Okl. City)
 1991-92 W 110-92 H
 W 82-74 A
 1992-93 L 100-89 H
 L 81-80 A
 1993-94 W 117-105 A
 W 91-81 H
 1994-95 L 104-90 A
 W 68-66 H
 1995-96 L 101-76 A
 W 87-77 H
 1996-97 W 56-55 A
 W 75-42 H
 1997-98 W 79-65 A
 W 107-83 H
 1998-99 L 83-66 A
 W 104-88 H
 1999-00 L 73-55 A
 W 64-55 H
 W 75-67 N (Atlanta)
 2000-01 W 82-72 H
 L 71-63 A
 2001-02 W 83-77 A
 W 62-60 H
 2002-03 L 52-37 H
 L 69-54 A
 2003-04 L 70-63 A
 W 74-52 H
 2004-05 W 95-59 H
 L 77-64 A
 2005-06 W 68-52 A
 W 84-64 H

Austin Peay
Arkansas leads 1-0
Home: 1-0
 1983-84 W 68-63 H

Baptist College
Arkansas leads 1-0
Home: 1-0
 1984-85 W 74-55 H

Baylor
Arkansas leads 93-46
Home: 53-11
Away: 36-33
Neutral: 4-2

1923-24 L 33-29 A
 W 28-14 A
 1924-25 W 39-14 H
 W 23-14 H
 1925-26 W 22-9 A
 W 19-14 A
 1927-28 W 59-21 A
 W 34-21 A
 1928-29 W 59-24 H
 W 71-23 H
 1929-30 W 30-23 A
 W 27-21 A
 1930-31 L 29-27 H
 W 29-25 H
 1931-32 L 34-28 A
 W 42-31 A
 1932-33 W 34-19 H
 W 39-30 H
 1933-34 W 31-29 A
 L 31-20 A
 1934-35 W 37-27 H
 W 48-30 H
 1935-36 W 44-26 A
 W 39-14 A
 1936-37 L 25-22 H
 W 42-24 H
 1937-38 L 54-47 A
 W 54-45 A
 1938-39 W 46-38 H
 W 40-36 H
 1939-40 L 40-24 A
 L 47-39 A
 1940-41 W 62-48 H
 W 36-31 H
 1941-42 W 53-43 A
 W 50-45 A
 1942-43 W 68-25 H
 W 40-38 H

1943-44 W 45-28 A
 W 36-34 A
 1944-45 W 94-28 H
 W 90-30 H
 1945-46 W 49-37 A
 L 40-28 A
 1946-47 W 55-50 H
 W 68-57 H
 1947-48 L 42-38 A
 L 55-47 A
 1948-49 L 41-37 H
 W 52-46 A
 1949-50 L 60-49 N (LR)
 L 52-42 A
 1950-51 W 69-55 H
 W 55-44 A
 1951-52 W 58-44 N (Dallas)
 W 54-38 A
 L 44-39 H
 1952-53 W 49-47 H
 L 74-68 A
 1953-54 L 63-59 A
 W 73-51 H
 1954-55 W 73-63 H
 W 75-72 A
 1955-56 L 63-67 N (Houston)
 W 85-64 A
 W 36-31 H
 1956-57 L 52-51 H
 L 67-61 A
 1957-58 W 68-53 A
 W 79-55 H
 1958-59 W 60-57 N (Houston)
 L 64-58 H
 W 59-53 H
 1959-60 W 71-66 N (Houston)
 W 90-83 (2OT) A
 W 83-74 H
 1960-61 W 74-58 A
 W 70-48 H
 1961-62 L 76-60 A
 W 76-75 H
 1962-63 W 75-65 H
 W 67-61 A
 1963-64 L 95-74 A
 W 73-61 H
 1964-65 L 84-75 A
 W 78-73 H
 1965-66 W 78-59 H
 L 82-71 A
 1966-67 L 65-53 A
 L 68-55 H
 1967-68 L 80-69 A
 L 71-64 H
 1968-69 L 74-72 H
 L 66-54 A
 1969-70 L 110-76 A
 W 76-75 H
 1970-71 L 92-91 A
 L 110-111 (OT) H
 1971-72 L 93-84 A
 W 131-109 H
 1972-73 L 76-70 H
 W 76-74 A
 1973-74 L 94-68 A
 W 92-62 H
 1974-75 L 73-69 A
 W 83-64 H
 1975-76 L 84-81 A
 W 86-64 H
 1976-77 W 68-59 A
 W 77-73 H
 1977-78 W 56-55 (OT) A
 W 82-56 H
 1978-79 L 70-67 H
 W 71-62 A
 1979-80 W 71-57 H
 W 70-51 A
 1980-81 L 67-58 A
 W 67-50 H
 1981-82 W 70-58 H
 L 56-55 (OT) A
 1982-83 W 65-60 H
 W 81-66 A
 1983-84 W 57-50 A
 W 63-44 H
 1984-85 W 64-57 (OT) A
 W 106-71 H
 1985-86 W 81-76 (OT) H
 L 65-64 A
 1986-87 L 83-82 A
 W 71-67 H
 1987-88 W 70-62 H
 L 58-57 A

1988-89 W 88-58 A
 W 89-54 H
 1989-90 W 99-84 H
 L 82-77 A
 W 115-75 N (Dallas)
 1990-91 W 73-68 A
 W 106-74 H

Bethune-Cookman
Arkansas leads 3-0
Home: 3-0
 1989-90 W 91-61 H
 1991-92 W 128-46 H
 1997-98 W 108-42 H

Biscayne
Arkansas leads 1-0
Neutral: 1-0
 1981-82 W 91-61 N (LR)

Boise State
Arkansas leads 1-0
Home: 1-0
 1975-76 W 72-56 H

Brigham Young
Brigham Young leads 1-0
Neutral: 0-1
 1947-48 L 68-58 N (Los Angeles)

Bucknell
Bucknell leads 1-0
Neutral: 1-0
 2005-06 L 59-55 N (Dallas)

Butler
Butler leads 1-0
Away: 0-1
 1930-31 L 31-21 A

California
Arkansas leads 1-0
Neutral: 1-0
 1986-87 W 74-58 N (Honolulu)

Cal State-Fullerton
Arkansas leads 1-0
Neutral: 1-0
 1977-78 W 61-58 N (Albuquerque, N.M.)

California Hayward
Arkansas leads 1-0
Home: 1-0
 1976-77 W 89-59 H

Canisius (N.Y.)
Canisius leads 1-0
Away: 0-1
 1948-49 L 60-51 A

Centenary
Arkansas leads 21-4
Home: 12-3
Away: 6-1
Neutral: 3-0

1925-26 W 69-21 H
 W 43-9 H
 1959-60 W 75-55 H
 1960-61 W 71-61 H
 1965-66 W 90-61 A
 1966-67 L 81-80 H
 1967-68 W 85-65 A
 W 90-82 N (LR)
 1968-69 W 64-61 A
 W 79-50 H
 W 56-48 N (LR)
 1970-71 W 71-61 A
 1972-73 L 80-72 H
 1973-74 L 98-96 H
 1974-75 L 74-72 A
 1978-79 W 77-57 H
 1979-80 W 65-53 H
 W 70-62 A
 1980-81 W 78-64 H
 1981-82 W 87-60 H
 1982-83 W 79-51 A
 1997-98 W 61-48 H
 1999-00 W 73-55 N (NLR)
 2000-01 W 88-57 H
 2002-03 W 75-51 H

Central Arkansas
Arkansas leads 4-0
Home: 1-0
Away: 3-0
 1933-34 W 54-30 A
 1935-36 W 42-38 A
 W 66-27 A
 1946-47 W 59-39 H

Central Florida
Arkansas leads 1-0
Neutral: 1-0
 1984-85 W 59-45 N (PB)

Central Missouri College
Arkansas leads 1-0
Home: 1-0
 1951-52 W 52-42 H

Central Missouri St.
Arkansas leads 3-0
Home: 3-0
 1937-38 W 43-36 H
 1939-40 W 60-46 H
 1941-42 W 44-36 H

Central Oklahoma St.
Arkansas leads 2-0
Home: 2-0
 1941-42 W 43-23 H
 W 42-25 H

Chaminade
Arkansas leads 1-0
Neutral: 1-0
 1991-92 W 99-84 N (Maui)

Chicago St.
Arkansas leads 1-0
Neutral: 1-0
 1987-88 W 78-68 N (PB)

Cincinnati
Cincinnati leads 3-1
Home: 0-1
Away: 0-1
Neutral: 1-1
 1957-58 L 97-62 N (Lawrence, Kan.)
 1994-95 W 84-75 N (Honolulu)
 1995-96 L 82-67 H
 1996-97 L 92-57 A

City College, N.Y.
Arkansas leads 2-0
Away: 2-0
 1943-44 W 39-37 A
 1944-45 W 59-47 A

Clemson
Arkansas leads 1-0
Neutral: 1-0
 1961-62 W 62-60 N (Greenville, S.C.)

Coastal Carolina
Arkansas leads 2-0
Neutral: 2-0
 1987-88 W 81-59 N (LR)
 1992-93 W 93-74 N (LR)

College of the Ozarks
Arkansas leads 3-0
Away: 3-0
 1924-25 W 27-18 A
 1927-28 W 53-27 A
 W 59-20 A

Connecticut
Connecticut leads 2-0
Neutral: 0-2
 1996-97 L 74-64 N (New York)
 2005-06 L 77-68 N (Maui)

Cornell
Cornell leads 1-0
Neutral: 0-1
 1972-73 L 78-77 N (LR)


Creighton
Tied 1-1
Away: 0-1
Neutral: 1-0
 1932-33 L 29-28 A
 1962-63 W 73-61 N (Okl. City)

Culver-Stockton (Mo.)
Arkansas leads 1-0
Home: 1-0
 1947-48 W 68-36 H

Dayton
Arkansas leads 1-0
Neutral: 1-0
 1989-90 W 86-84 N (Austin)

Delaware St.
Arkansas leads 2-0
Home: 1-0
Neutral: 1-0
 1989-90 W 117-75 N (LR)
 1993-94 W 123-66 H

Denver University
Arkansas leads 1-0
Neutral: 1-0
 1944-45 W 50-36 N (Okl. City)



Jonathon Modica had a team-high 19 points in the NCAA Tournament against Bucknell.



DePaul
DePaul leads 1-0
Neutral: 0-1
1943-44 L 59-30 N (New York)

Drake
Arkansas leads 1-0
Home: 1-0
1936-37 W 31-22 H

Drury College
Arkansas leads 10-1
Home: 7-0
Away: 3-1

1927-28 W 39-20 A
1928-29 W 52-25 H
W 42-22 H
1929-30 L 28-25 A
1931-32 W 45-26 A
W 35-14 H
1938-39 W 44-21 H
W 27-19 H
1940-41 W 62-17 H
W 46-20 H
1942-43 W 42-29 A

Duke
Arkansas leads 2-1
Neutral: 2-1
1989-90 L 97-83 N (Denver)
1990-91 W 98-88 N (New York)
1993-94 W 76-72 N (Charlotte)

East Central Oklahoma
Arkansas leads 3-0
Home: 2-0
Away: 1-0
1934-35 W 50-21 A
1941-42 W 54-28 H
1942-43 W 50-35 H

Eastern Kentucky
Arkansas leads 1-0
Neutral: 1-0
1980-81 W 80-74 N (LR)

Eastern Michigan
Arkansas leads 1-0
Neutral: 1-0
2004-05 W 82-64 N (St. Thomas, U.S. Virgin Islands)

Eastern New Mexico
Arkansas leads 1-0
Home: 1-0
1975-76 W 102-55 H

East Tennessee St.
Arkansas leads 1-0
Home: 1-0
1983-84 W 79-50 H

Elon
Arkansas leads 1-0
Home: 1-0
2001-02 W 96-52 H

Florida
Arkansas leads 9-8
Since UA Joined the SEC in '91-'92: Same
Home: 6-2
Away: 2-5
Neutral: 1-1
1991-92 W 75-62 H
1992-93 W 74-66 A
1993-94 W 99-87 H
1994-95 W 94-85 A
1995-96 W 75-60 H
1996-97 L 75-62 A
1997-98 W 89-84 H
1998-99 L 74-61 A
W 75-74 N (Atlanta)
1999-00 L 80-71 H
2000-01 L 73-63 A
2001-02 W 94-92 (OT) H
2002-03 L 77-66 A
2003-04 L 73-68 H
2004-05 L 82-74 A
2005-06 W 85-81 (OT) H
L 74-71 N (Nashville)

Florida A&M
Arkansas leads 1-0
Home: 1-0
1994-95 W 97-57 H

Florida St.
Tied 1-1
Away: 1-0
Neutral: 0-1
1988-89 L 112-105 (OT) N (LR)
1990-91 W 109-92 A

Fordham
Tied 1-1
Neutral: 1-1
1967-68 L 80-73 N (Okla. City)
1983-84 W 62-61 N (Anchorage)



Dontell Jefferson had 13 points, five assists, four steals and two blocked shots in last year's win over Kansas.

Fresno St.
Arkansas leads 1-0
Neutral: 1-0
1997-98 W 70-69 N (Phoenix)

Gardner-Webb
Arkansas leads 1-0
Home: 1-0
2004-05 W 79-63 H

Georgetown
Tied 2-2
Away: 0-1
Neutral: 2-1
1984-85 L 56-39 A
1993-94 W 85-73 N (Okla. City)
1994-95 W 97-79 N (Memphis)
2000-01 L 63-61 N (Boise, Idaho)

Georgia
Arkansas leads 14-7
Since UA Joined the SEC in '91-'92: Same
Home: 6-1
Away: 3-5
Neutral: 5-1
1991-92 L 87-78 A
W 73-60 N (Birmingham)
1992-93 W 97-79 H
W 65-60 N (Lexington)
1993-94 W 74-65 A
W 95-83 N (Memphis)
1994-95 W 84-82 H
1995-96 L 71-59 A
1996-97 W 79-74 H
L 65-63 N (Memphis)
1997-98 L 86-70 A
1998-99 W 82-79 H
1999-00 W 74-54 A
W 71-64 N (Atlanta)
2000-01 W 82-67 H
2001-02 L 81-67 A
2002-03 L 81-64 H
2003-04 L 71-50 A
2004-05 W 62-47 H
2005-06 W 74-57 A
W 80-67 N (Nashville)

Georgia Southern
Arkansas leads 1-0
Home: 1-0
1971-72 W 93-91 H

Georgia St.
Arkansas leads 2-0
Home: 1-0
Neutral: 1-0
1972-73 W 70-39 H
1990-91 W 117-76 N (Atlanta)

Georgia Tech
Georgia Tech leads 3-1
Away: 0-2
Neutral: 1-1
1961-62 W 72-42 N (Greenville, S.C.)
1964-65 L 93-83 A
1965-66 L 88-75 A
1984-85 L 72-52 N (Honolulu)

Grambling St.
Arkansas leads 3-0
Home: 2-0
Neutral: 1-0
1986-87 W 84-65 N (PB)
2000-01 W 121-66 H
2003-04 W 64-46 H

Hardin-Simmons
Arkansas leads 3-1
Home: 3-0
Away: 0-1
1964-65 W 68-63 H
1970-71 L 112-96 A
W 110-101 H
1977-78 W 86-55 H

Hartford
Arkansas leads 1-0
Home: 1-0
2004-05 W 87-55 H

Hawaii
Arkansas leads 2-0
Away: 2-0
1977-78 W 79-60 A
W 78-53 A

Hendrix
Arkansas leads 8-0
Home: 8-0
1923-24 W 28-18 H
W 39-21 H
1924-25 W 40-16 H
W 34-25 H
1925-26 W 43-25 H
W 39-21 H

1927-28 W 69-30 H
W 50-24 H

Hofstra
Arkansas leads 2-0
Home: 1-0
Neutral: 1-0
1974-75 W 63-58 H
1977-78 W 95-70 N (PB)

Holy Cross
Arkansas leads 1-0
Neutral: 1-0
1992-93 W 94-64 N (Winston Salem, N.C.)

Houston
Arkansas leads 21-16
Home: 13-3
Away: 6-12
Neutral: 2-1
1975-76 L 72-71 A
W 92-47 H
1976-77 W 81-70 H
W 82-80 A
W 80-74 A
1977-78 W 84-65 H
L 84-75 A
L 70-69 A
1978-79 W 62-61 A
W 78-58 H
1979-80 W 60-57 H
L 90-84 (OT) A
1980-81 L 57-54 A
W 70-55 H
1981-82 W 67-66 H
L 55-53 A
W 84-69 N (Dallas)
1982-83 L 75-60 A
L 74-66 H
1983-84 L 64-61 A
W 73-68 H
L 57-56 N (Dallas)
1984-85 L 78-73 A
W 73-59 H
1985-86 L 87-85 (OT) H
L 93-83 A
1986-87 L 60-55 A
L 57-54 H
1987-88 W 71-62 H
L 82-77 A
1988-89 W 88-87 A
W 107-79 H
1989-90 W 82-78 A
W 100-89 H
W 96-84 N (Dallas)
1990-91 W 95-79 H
W 81-74 A

Idaho St.
Idaho St. leads 2-0
Neutral: 0-2
1967-68 L 77-75 N (Okla. City)
1971-72 L 88-73 N (Logan, Utah)

Illinois
Illinois leads 5-0
Away: 0-1
Neutral: 0-4
1949-50 L 65-53 A
2001-02 L 94-91 N (Chicago)
2002-03 L 62-58 N (NLR)
2003-04 L 84-61 N (Chicago)
2004-05 L 72-60 N (NLR)

Illinois St.
Illinois St. leads 1-0
Home: 0-1
1972-73 L 81-67 H

Indiana
Indiana leads 1-0
Away: 0-1
1949-50 L 75-50 A

Indiana St.
Tied 2-2
Home: 2-0
Away: 0-1
Neutral: 0-1
1972-73 W 80-75 H
1973-74 L 92-82 A
1975-76 W 91-71 H
1978-79 L 73-71 N (Cincinnati)

Iowa
Iowa leads 3-2
Neutral: 2-3
1965-66 L 77-75 N (El Paso)
1984-85 L 71-52 N (Honolulu)
W 63-54 N (Salt Lake City)
1994-95 W 101-92 N (Honolulu)
1998-99 L 82-72 N (Denver)

Iowa St.
Iowa St. leads 3-1
Away: 0-1
Neutral: 1-2
1970-71 L 86-77 A
1971-72 L 96-93 N (LR)
1984-85 W 84-79 (OT) N (Honolulu)
1999-00 L 77-71 N (Hilo, Hawaii)

Jackson St.
Arkansas leads 12-0
Home: 9-0
Neutral: 3-0
1990-91 W 126-88 N (LR)
1991-92 W 89-66 N (LR)
1992-93 W 123-76 N (PB)
1993-94 W 96-80 H
1994-95 W 103-87 H
1995-96 W 86-77 H
1996-97 W 124-74 H
1997-98 W 97-71 H
1998-99 W 83-72 H
1999-00 W 98-60 H
2000-01 W 107-78 H
2002-03 W 81-44 H

Jacksonville St.
Arkansas leads 1-0
Home: 1-0
2004-05 W 73-67 H

Jacksonville University
Arkansas leads 1-0
Neutral: 1-0
2003-04 W 85-65 N (LR)

Kansas
Kansas leads 8-5
Home: 2-2
Away: 1-4
Neutral: 2-2
1946-47 L 53-52 N (Kansas City)
1961-62 L 85-74 A
1962-63 W 64-62 (OT) H
1963-64 L 73-60 A
1964-65 L 65-60 H
1965-66 L 81-52 A
1966-67 L 73-57 H
1976-77 W 67-63 A
1977-78 W 78-72 N (LR)
1985-86 L 89-78 A
1986-87 W 103-86 H
1990-91 L 93-81 N (Charlotte)
2005-06 W 65-64 N (Maui)

Kansas State
Kansas St. leads 7-3
Home: 2-0
Away: 1-2
Neutral: 0-5
1946-47 L 56-41 N (Kansas City)
1956-57 L 70-56 A
1974-75 L 72-71 (2OT) A
1976-77 W 80-65 H
1979-80 L 66-57 N (PB)
L 71-53 N (Lincoln, Neb.)
1980-81 L 47-46 (OT) N (Kansas City)
1981-82 L 65-64 N (Dallas)
1990-91 W 112-88 H
1991-92 W 70-59 A

Kent St.
Arkansas leads 1-0
Neutral: 1-0
1981-82 W 91-49 N (LR)

Kentucky
Kentucky leads 20-7
Since UA Joined the SEC: UK leads 15-7
Home: 4-3
Away: 2-9
Neutral: 1-8
1945-46 L 62-46 A
1948-49 L 76-39 A
1949-50 L 57-53 N (LR)



ARKANSAS

28 NCAA TOURNAMENT BIDS



1977-78	L 64-59	N (St. Louis)
1991-92	W 105-88	A
1992-93	W 101-94	H
	L 92-81	A
1993-94	W 90-82	A
	L 90-78	N (Memphis)
1994-95	W 94-92	H
	L 95-93 (OT)	N (Atlanta)
1995-96	L 88-73	A
	L 95-75	N (New Orleans)
1996-97	L 83-73	H
1997-98	L 80-77 (OT)	A
	L 99-74	N (Atlanta)

Louisiana-Monroe
Arkansas leads 7-1
Home: 5-0
Neutral: 2-1

1979-80	W 74-51	N (PB)
1982-83	W 89-76	H
1990-91	W 114-92	N (PB)
1992-93	L 87-78	N (LR)
1995-96	W 75-67	H
1998-99	W 92-70	H
2000-01	W 99-59	H
2004-05	W 85-43	H

2003-04	L 66-55	H
	L 65-52	A
2004-05	L 66-63 (OT)	A
	W 65-62	H
2005-06	L 63-58	H
	L 78-77	A

Louisiana Tech
Arkansas leads 4-0
Home: 2-0
Neutral: 2-0

1986-87	W 90-64	N (LR)
1990-91	W 114-97	N (LR)
2002-03	W 72-60	H
2003-04	W 68-56	H

Louisville
Tied 3-3
Home: 0-1
Away: 1-0
Neutral: 2-2

1978-79	W 73-62	N (Cincinnati)
1980-81	W 74-73	N (Austin, Texas)
1981-82	L 65-63	N (Knoxville, Tenn.)
1988-89	L 93-84	N (Indianapolis)
1996-97	L 91-88 (OT)	H
1997-98	W 100-83	A

Loyola-Marymount
Arkansas leads 3-0
Home: 1-0
Neutral: 2-0

1947-48	W 60-47	N (San Francisco)
1979-80	W 76-66	H
1988-89	W 120-101	N (Indianapolis)

Loyola-Chicago
Loyola-Chicago leads 1-0
Home: 0-1
Neutral: 1-0

1962-63	L 81-62	A
---------	---------	---

Loyola-New Orleans
Arkansas leads 1-0
Neutral: 1-0

1965-66	W 67-57	N (El Paso)
---------	---------	-------------

MacMurray (Ill.)
Arkansas leads 1-0
Home: 1-0
Neutral: 0-0

1974-75	W 100-66	H
---------	----------	---

Maine
Arkansas leads 1-0
Home: 1-0
Neutral: 0-0

2001-02	W 64-47	H
---------	---------	---

Maryland
Maryland leads 2-1
Home: 1-0
Away: 0-1
Neutral: 0-1

1987-88	L 88-61	A
1988-89	W 73-68	H
2005-06	L 75-62	N (Maui)

Maryland-Eastern Shore
Arkansas leads 1-0
Home: 1-0
Neutral: 0-0

2000-01	W 100-40	H
---------	----------	---

Marquette
Arkansas leads 1-0
Neutral: 1-0

1995-96	W 65-56	N (Providence, R.I.)
---------	---------	----------------------

Massachusetts
Massachusetts leads 2-0
Neutral: 0-2

1994-95	L 104-80	N (Springfield, Mass.)
1995-96	L 79-63	N (Atlanta)

McNeese St.
Arkansas leads 1-0
Home: 1-0
Neutral: 0-0

1996-97	W 95-68	H
---------	---------	---

Memphis
Arkansas leads 11-10
Home: 5-1
Away: 4-5
Neutral: 2-4

1966-67	L 43-36	A
---------	---------	---

1971-72	L 92-77	A
1972-73	L 87-86	N (LR)
1976-77	L 69-62	N (LR)
1977-78	W 95-70	A
1978-79	W 82-69	N (LR)
1979-80	L 74-67	A
1991-92	L 92-88	A
	L 82-80	N (Milwaukee)
1992-93	W 81-76	H
1993-94	W 96-78	A
1994-95	W 88-87	H
	W 96-91 (OT)	N (Kansas City)
1995-96	L 94-72	A
1996-97	W 79-63	H
1997-98	W 75-72	A
1998-99	W 99-74	H
1999-00	L 76-71	A
2000-01	W 74-68	H
2001-02	W 90-73	A
2002-03	L 72-67	H

Mercer
Arkansas leads 4-0
Home: 2-0
Neutral: 2-0

1980-81	W 73-67	N (Austin, Texas)
1982-83	W 82-62	N (PB)
1999-00	W 71-54	N (Hilo, Hawaii)
	W 85-60	H

Mexico University
Arkansas leads 1-0
Home: 1-0
Neutral: 0-0

1946-47	W 55-37	H
---------	---------	---

Miami (Fla.)
Miami leads 1-0
Neutral: 0-1
Home: 0-0

1999-00	L 75-71	N (Nashville)
---------	---------	---------------

Michigan
Michigan leads 3-2
Home: 1-0
Away: 0-1
Neutral: 1-2

1965-66	L 82-72	N (Los Angeles)
1980-81	L 78-65	A
1981-82	W 83-72	H
1993-94	W 76-68	N (Dallas)
1996-97	L 77-62	N (New York City)

Michigan St.
Michigan St. leads 2-0
Neutral: 0-2

1991-92	L 86-71	N (Maui, Hawaii)
1995-96	L 75-72	N (Auburn Hills, Mich.)

Minnesota
Arkansas leads 2-1
Away: 0-1
Neutral: 2-0

1984-85	W 56-46	N (PB)
1985-86	L 71-64	A
1991-92	W 92-83	N (Maui, Hawaii)

Mississippi (Ole Miss)
Arkansas leads 38-20
Since UA Joined the SEC in '91-92:
Tied 15-15
Home: 10-6
Away: 5-12
Neutral: 23-2

1937-38	W 47-43	N (Memphis)
	W 48-46	N (LR)
1950-51	W 45-35	N (Memphis)
	L 45-41	N (LR)
1951-52	W 66-58	N (LR)
	W 68-66	N (Memphis)
1952-53	W 104-72	N (LR)
1953-54	W 89-76	N (Memphis)
1954-55	W 74-64	N (LR)
1955-56	W 85-69	N (Memphis)
1957-58	W 61-58	N (LR)
1958-59	W 83-81 (OT)	N (Memphis)
1959-60	L 78-63	N (LR)
1960-61	W 77-71	N (Blytheville, Ark.)
1961-62	W 59-54	N (LR)
1962-63	W 90-60	N (Blytheville, Ark.)
1963-64	W 76-68	N (Shreveport)
1964-65	W 82-48	N (Shreveport)
1967-68	W 64-62	N (LR)
1968-69	L 65-61 (OT)	A

1973-74	L 117-66	A
1974-75	L 84-73	H
1978-79	W 67-66	N (Memphis)
1979-80	W 67-59	N (LR)
1986-87	W 70-56	N (Memphis)
1987-88	W 79-40	N (PB)
1988-89	W 74-68	N (Memphis)
1989-90	W 90-76	N (PB)
1991-92	W 114-93	A
	W 100-83	H
1992-93	W 90-78	H
	W 85-63	A
1993-94	W 87-61	H
	W 90-73	A
1994-95	L 76-71	A
	W 85-70	H
1995-96	W 63-62	A
	W 79-73	H
1996-97	L 91-74	H
	L 71-52	A
1997-98	W 100-87	H
	L 81-65	A
1998-99	L 76-65	H
	L 89-81	A
1999-00	W 71-64	H
	L 87-82	A
2000-01	L 53-48	H
	L 84-73	A
2001-02	L 70-64	H
	L 79-67	A
2002-03	L 73-54	A
	L 64-54	H
2003-04	W 86-78	H
	L 55-45	A
2004-05	W 69-46	H
	W 66-65	A
2005-06	W 71-58	H
	L 73-70	A

Mississippi College
Arkansas leads 1-0
Neutral: 1-0

1990-91	W 96-57	N (PB)
---------	---------	--------

Mississippi St.
Arkansas leads 23-17
Since UA Joined the SEC in '91-92: UA leads 17-14
Home: 14-3
Away: 5-13
Neutral: 4-1

1951-52	L 79-39	A
1952-53	W 102-71	H
1964-65	W 84-69	N (Jackson, Miss.)
1965-66	W 69-61	N (LR)
1969-70	L 76-74	N (Memphis)
1970-71	L 69-67	H
1971-72	L 79-75	A
1974-75	W 75-72	A
1977-78	W 94-61	N (LR)
1991-92	W 99-78	H
	W 84-76	A
1992-93	L 80-76 (OT)	A
	W 115-58	H
1993-94	L 72-71	A
	W 80-62	H
1994-95	W 79-74	H
	L 83-62	A
1995-96	W 80-68	H
	L 78-63	A
1996-97	W 98-64	H
	L 93-77	A
1997-98	W 83-70	H
	W 76-73	A
1998-99	W 61-59	A
	W 82-62	H
	W 84-79 (OT)	N (Atlanta)
1999-00	W 83-73	H
	W 87-81	A
2000-01	L 87-73	A
	W 83-72	H
2001-02	W 75-64	H
	L 89-83	A
2002-03	L 84-54	H
	W 53-51	H
2003-04	L 80-62	A
	L 77-70	H
2004-05	L 80-55	A
	L 57-55	H
2005-06	L 69-67	A
	W 80-70	H



Jannero Pargo scored 30 points in 32 minutes in a win at Memphis in 2002.

1998-99	W 74-70	H
	L 76-63	N (Atlanta)
1999-00	L 60-55	A
	W 86-72	N (Atlanta)
2000-01	W 82-78	H
	L 87-78	N (Nashville)
2001-02	L 71-58	A
2002-03	L 66-50	H
2003-04	L 73-56	A
2004-05	L 68-67	H
2005-06	L 69-67	A

Kentucky Wesleyan
Kentucky Wesleyan leads 1-0
Neutral: 0-1

1969-70	L 76-75	N (Lafayette, La.)
---------	---------	--------------------

Lamar Tech
Arkansas leads 1-0
Home: 1-0
Neutral: 0-0

1963-64	W 86-80	H
---------	---------	---

LaSalle
LaSalle leads 1-0
Away: 0-1

1947-48	L 69-58	A
---------	---------	---

Lipscomb
Arkansas leads 1-0
Home: 1-0
Neutral: 0-0

2004-05	W 83-54	H
---------	---------	---

Long Island
Long Island leads 1-0
Away: 0-1

1948-49	L 56-42	A
---------	---------	---

Louisiana-Lafayette
Tied 1-1
Home: 1-0
Away: 0-1

1963-64	W 71-65	H
1969-70	L 94-85	A

Louisiana St.
Arkansas leads 25-17
Since UA Joined the SEC in '91-92: UA leads 21-12
Home: 11-4
Away: 9-8
Neutral: 5-5

1949-50	L 62-46	A
1950-51	W 64-50	N (LR)
1958-59	L 67-58	N (Shreveport)
1961-62	W 84-81 (OT)	N (Shreveport)
1962-63	L 72-70	N (LR)
1977-78	W 67-62	A
1979-80	L 56-55	N (LR)
1980-81	W 86-76	N
	L 72-56	N (New Orleans)
1991-92	W 101-90	A
	W 106-92 (OT)	H
1992-93	W 91-79	A
	W 88-75	H
1993-94	W 84-83	H
	W 108-105 (OT)	A
1994-95	W 105-81	H
	W 92-90	A
	W 94-79	A
1996-97	W 82-57	H
	L 66-64	A
1997-98	W 62-59	H
	W 85-68	A
1998-99	W 80-75	A
	W 86-64	H
1999-00	L 96-75	A
	L 78-67	H
	W 69-67	N (Atlanta)
2000-01	W 59-52	A
	W 87-70	H
	W 77-72	N (Nashville)
2001-02	L 75-69	A
	L 67-63	H
2002-03	W 73-65	H
	L 75-56	A
	L 85-56	N (New Orleans)

RECORDS SERIES RESULTS



Mississippi Valley St.
Arkansas leads 2-0
Home: 2-0
1986-87 W 98-79 H
1987-88 W 91-71 H

Missouri
Tied 18-17
Home: 9-8
Away: 8-9
Neutral: 1-0

1950-51 L 54-32 A
1951-52 W 49-43 H
1952-53 W 65-64 A
1953-54 W 64-63 H
1954-55 L 77-58 A
1955-56 L 51-50 H
1956-57 L 72-52 A
1957-58 W 55-45 H
1958-59 L 74-71 A
1959-60 L 75-71 H
1960-61 W 84-75 A
1961-62 W 72-68 H
1962-63 W 70-61 A
1963-64 L 76-74 H
1964-65 L 81-71 A
1965-66 W 75-62 H
1966-67 L 73-66 A
1967-68 L 74-52 H
1968-69 L 60-59 H
1969-70 L 58-51 A
1970-71 L 80-78 H
1971-72 L 74-73 A
1980-81 W 81-73 N (Anchorage, Alaska)

1988-89 L 83-78 A
1989-90 L 89-88 H
1990-91 W 95-82 A
1991-92 L 87-76 H
1992-93 W 73-68 A
1993-94 W 120-68 H
1994-95 W 94-71 A
1995-96 W 104-93 H
1996-97 W 80-76 A
1997-98 W 75-46 H
2004-05 W 62-52 A
2005-06 W 66-63 H

Missouri-St. Louis
Arkansas leads 4-1
Home: 4-0
Away: 0-1
1970-71 W 91-84 H
1971-72 L 85-79 A
1972-73 W 104-78 H
1977-78 W 87-65 H
1979-80 W 79-50 H

Missouri St.
Arkansas leads 16-5
Home: 9-1
Away: 5-4
Neutral: 2-0
1923-24 L 38-31 H
W 22-21 H
1927-28 L 45-31 A
1929-30 L 40-21 A
1931-32 W 41-38 A
W 37-19 A
1933-34 L 16-13 A
W 22-15 H
1942-43 W 47-31 A
1946-47 W 62-55 N (Joplin, Mo.)
1975-76 W 83-57 H
1976-77 W 72-71 A
1977-78 W 65-47 H
1980-81 W 98-65 H
1982-83 W 87-66 N (LR)
1983-84 W 56-41 A
1984-85 W 70-56 H
1985-86 W 68-67 H
1986-87 L 56-49 A
1987-88 W 53-47 H
2005-06 W 79-75 H

Missouri Western
Arkansas leads 1-0
Home: 1-0
1972-73 W 85-81 H

Montevallo
Arkansas leads 3-0
Home: 2-0
Neutral: 1-0
1991-92 W 91-70 N (LR)

1993-94 W 131-63 H
1994-95 W 122-64 H

Morgan St.
Arkansas leads 1-0
Home: 1-0
1986-87 W 106-57 H

Murray St.
Arkansas leads 4-2
Home: 2-0
Away: 1-1
Neutral: 1-1
1937-38 L 43-40 A
1940-41 W 52-30 A
1991-92 W 80-69 N (Milwaukee)
1993-94 W 93-67 H
1994-95 W 94-69 H
1997-98 L 94-83 N (San Juan, P.R.)

Nebraska
Arkansas leads 6-2
Home: 0-1
Away: 2-1
Neutral: 4-0
1932-33 W 41-24 A
1946-47 W 57-46 N (Kansas City)
1980-81 W 64-52 N (LR)
1981-82 W 51-50 A
1982-83 W 64-58 N (LR)
1983-84 L 67-54 A
1986-87 L 78-71 H
1997-98 W 74-65 N (Boise, Idaho)

Nevada-Las Vegas
UNLV leads 2-1
Home: 1-1
Away: 0-1
1989-90 L 101-93 A
1990-91 L 112-105 H
1996-97 W 86-73 H

New Mexico St.
Arkansas leads 2-0
Home: 1-0
Neutral: 1-0
1957-58 W 59-50 H
1998-99 W 66-60 N (Fairbanks, Alaska)

New York University
NYU leads 3-0
Away: 0-3
1945-46 L 63-62 A
1946-47 L 67-46 A
1947-48 L 85-62 A

Nicholls St.
Arkansas leads 1-0
Home: 1-0
2003-04 W 89-60 H

North Carolina
Tied 3-3
Neutral: 3-3
1978-79 L 63-57 N (Greensboro, N.C.)
1980-81 L 64-58 N (Anchorage, Alaska)
1983-84 W 65-64 N (PB)
1989-90 W 76-73 N (Dallas)
1992-93 L 80-74 N (E. Rutherford, N.J.)
1994-95 W 75-67 N (Seattle)

North Carolina A&T
Arkansas leads 2-0
Home: 1-0
Neutral: 1-0
1994-95 W 94-79 N (Okla. City)
1995-96 W 103-49 H

North Carolina-Greensboro
Arkansas leads 1-0
Home: 1-0
2001-02 W 89-74 H

North Carolina St.
N.C. St. leads 1-0
Neutral: 0-1
1983-84 L 65-60 N (Anchorage, Alaska)

North Texas
Arkansas leads 12-0
Home: 6-0
Away: 1-0
Neutral: 5-0
1932-33 W 34-20 H
W 36-26 H
1937-38 W 32-21 N (Okla. City)
1947-48 W 62-49 N (LR)
1960-61 W 94-80 H
1961-62 W 68-61 A
1978-79 W 96-71 N (LR)
1983-84 W 93-64 N (PB)
1986-87 W 99-96 (OT) N (LR)
1998-99 W 100-77 H
2000-01 W 97-77 H
2003-04 W 96-71 H

Northeast Oklahoma St.
Arkansas leads 24-0
Home: 21-0
Away: 3-0
1923-24 W 19-13 A
W 33-12 A
W 43-22 H
W 42-14 H
1926-27 W 27-13 H
W 25-19 H
1927-28 W 59-29 H
W 61-24 H
1928-29 W 54-28 H
W 54-34 H
1929-30 W 57-26 H
W 37-17 H
1930-31 W 36-29 H
W 39-21 H
1931-32 W 46-28 H
W 43-31 H
1932-33 W 31-16 A
W 33-20 H
1933-34 W 30-19 H
W 27-23 H
1934-35 W 38-21 H
W 53-14 H
1935-36 W 47-19 H
W 50-19 H

Oklahoma
Arkansas leads 12-9
Home: 5-5
Away: 3-4
Neutral: 4-0
1938-39 W 39-31 A
W 36-30 A
1939-40 L 49-36 H
W 40-38 H
1944-45 W 54-51 N (Okla. City)
1955-56 L 69-59 H
1956-57 W 59-55 H
1957-58 L 64-52 A
1958-59 W 61-52 H
1969-70 L 85-69 A
1970-71 L 115-100 H
1975-76 W 64-56 N (LR)
1977-78 W 64-53 A
1978-79 W 80-74 H
1983-84 W 84-78 N (Anchorage, Alaska)
1990-91 W 110-88 H
1994-95 W 86-84 N (Honolulu)
1998-99 L 87-57 A
1999-00 L 66-52 H
2000-01 L 88-79 (OT) A
2001-02 L 69-54 H

Northeastern Illinois
Arkansas leads 1-0
Home: 1-0
1997-98 W 114-56 H

Northern Arizona
Arkansas leads 1-0
Home: 1-0
1996-97 W 101-75 H

Northwestern (La.) St.
Arkansas leads 5-1
Home: 3-1
Neutral: 2-0
1953-54 W 71-62 H

1954-55 L 74-68 H
1969-70 W 81-74 N (LR)
1987-88 W 77-55 N (LR)
1993-94 W 111-76 H
2000-01 W 115-47 H

Northwestern Oklahoma St.
Arkansas leads 1-0
Neutral: 1-0
1937-38 W 45-44 N (Okla. City)

Notre Dame
Arkansas leads 1-0
Neutral: 1-0
1977-78 W 71-69 N (St. Louis)

Ohio St.
Arkansas leads 2-1
Away: 0-1
Neutral: 2-0
1984-85 L 85-84 A
1985-86 W 79-70 (OT) N (PB)
1986-87 W 97-94 N (Honolulu)

Oklahoma City
Arkansas leads 8-4
Home: 5-1
Away: 2-3
1948-49 W 31-29 H
1954-55 W 81-76 A
W 55-52 H
1967-68 L 92-90 A
1968-69 L 84-73 H
1969-70 L 73-70 A
1974-75 L 79-77 A
1975-76 W 84-63 A
1976-77 W 71-60 H
1979-80 W 86-65 H
1980-81 W 76-70 H

Oklahoma City
Arkansas leads 8-4
Home: 5-1
Away: 2-3
1948-49 W 31-29 H
1954-55 W 81-76 A
W 55-52 H
1967-68 L 92-90 A
1968-69 L 84-73 H
1969-70 L 73-70 A
1974-75 L 79-77 A
1975-76 W 84-63 A
1976-77 W 71-60 H
1979-80 W 86-65 H
1980-81 W 76-70 H

Oklahoma St.
Oklahoma St. leads 36-14
Home: 9-9
Away: 4-12
Neutral: 1-15
1924-25 W 21-17 H
L 25-23 H
1929-30 W 30-20 A
W 30-23 A

1930-31 W 37-22 H
W 29-22 H
1933-34 W 46-22 H
W 28-23 H
1935-36 L 33-21 A
W 24-15 A

1939-40 L 32-26 N (Okla. City)
1943-44 L 66-41 A
L 17-15 N (Okla. City)
1944-45 L 43-34 N (Okla. City)
W 41-38 N (LR)
L 49-40 N (El Dorado, Ark.)
L 68-41 N (Kansas City)

1945-46 L 53-29 A
L 46-31 N (Okla. City)
1946-47 L 42-38 N (LR)
L 49-44 (OT) N (Okla. City)

1948-49 L 53-28 A
L 50-45 H
L 43-41 A
L 44-36 N (LR)
L 57-33 N (Okla. City)

1950-51 L 55-53 A
L 44-33 H
L 54-41 N (Okla. City)

1955-56 L 70-66 (OT) A
1956-57 L 59-50 H
1957-58 L 65-40 N (Lawrence, Kan.)
1959-60 W 54-50 H
1960-61 L 59-50 (OT) A

1961-62 W 63-54 H
1962-63 L 46-45 (OT) A
1963-64 L 74-65 H
1964-65 L 66-52 H
1965-66 W 55-52 H
1966-67 W 51-46 A
L 50-43 N (Memphis)

1967-68 L 61-52 H
1968-69 L 73-68 A
1969-70 L 80-67 H
1970-71 L 67-65 A
1971-72 W 90-76 H

2000-01 L 74-73 N (Tulsa)
2001-02 L 85-76 N (NLR)
2002-03 L 71-45 A
2003-04 L 73-58 H

Oral Roberts
Arkansas leads 7-2
Home: 4-0
Away: 1-2
Neutral: 2-0
1984-85 W 64-57 N (LR)
1985-86 W 54-51 A
1986-87 W 95-75 N (LR)
1995-96 W 66-65 H
1996-97 L 86-81 A
1997-98 W 81-75 H
2001-02 W 71-57 H
2002-03 L 76-64 A
2003-04 W 77-71 H

Oregon
Arkansas leads 3-0
Away: 1-0
Neutral: 2-0
1944-45 W 79-76 N (Kansas City)
1989-90 W 102-75 N (LR)
1990-91 W 71-68 A

Oregon St.
Oregon St. leads 1-0
Neutral: 0-1
1948-49 L 56-38 N (Kansas City)



Junior forward Darian Townes had eight points, seven rebounds and six blocked shots in last year's win over Missouri.





RECORDS SERIES RESULTS

Ouachita Baptist Arkansas leads 1-0 Neutral: 1-0 1942-43 W 44-29 N (Fort Smith, Ark.)	Penn St. Arkansas leads 1-0 Neutral: 1-0 1995-96 W 86-80 N (Providence, R.I.)	Pepperdine Arkansas leads 1-0 Neutral: 1-0 1947-48 W 70-44 N (Los Angeles)	Pittsburg (Kan.) St. Arkansas leads 15-8 Home: 12-3 Away: 2-5 Neutral: 1-0 1929-30 L 36-23 A L 51-20 A 1930-31 L 40-31 H L 28-26 H 1931-32 L 36-20 A W 32-21 H 1939-40 L 62-50 H W 49-42 H W 44-33 N (Okla. City) 1940-41 W 48-45 A W 71-45 H 1942-43 W 57-46 H W 43-38 H 1943-44 W 42-37 H L 50-42 A 1944-45 W 45-3 A W 76-45 H 1946-47 L 53-52 A 1947-48 W 75-42 H 1948-49 W 79-53 H 1949-50 W 59-41 H 1952-53 W 79-63 H 1970-71 W 107-82 H	Pittsburgh Tied 2-2 Home: 1-0 Neutral: 1-2 1949-50 W 41-36 N (LR) 1973-74 L 91-83 N (LR) 1986-87 L 114-82 N (Honolulu) 1996-97 W 76-71 H	Portland St. Arkansas leads 1-0 Home: 1-0 2005-06 W 107-69 H	Prairie View A&M Arkansas leads 1-0 Home: 1-0 2004-05 W 102-50 H	Princeton Arkansas leads 1-0 Home: 1-0 1989-90 W 68-64 H	Providence Tied 1-1 Home: 1-0 Away: 0-1 1998-99 W 118-79 H 1999-00 L 87-81 A	Purdue Tied 1-1 Neutral: 1-1 1938-39 L 57-51 N (New Orleans) 1982-83 W 78-68 N (Tampa)	Quincy College Arkansas leads 1-0 Neutral: 1-0 1991-92 W 123-60 N (PB)	Radford Arkansas leads 1-0 Home: 1-0 2005-06 W 75-55 H
---	---	--	---	--	--	--	--	--	---	--	--

Rice Arkansas leads 101-40 Home: 55-11 Away: 40-28 Neutral: 6-1 1923-24 L 22-19 A W 29-22 A 1924-25 W 37-19 H W 29-9 H 1925-26 W 54-15 A W 25-17 A 1926-27 W 36-18 H W 34-18 H 1927-28 W 20-11 A W 28-23 A 1928-29 W 51-18 H W 44-13 H 1929-30 W 30-26 A L 37-16 A 1930-31 W 36-32 H W 31-25 H 1931-32 W 25-23 A W 34-19 A 1932-33 W 36-32 H W 33-23 H 1933-34 W 31-29 A W 22-20 A 1934-35 W 31-30 H W 37-19 H 1935-36 W 33-26 A L 35-29 A 1936-37 W 52-29 H W 52-34 H 1937-38 W 38-31 H W 59-37 H 1938-39 W 50-45 A W 40-35 A 1939-40 L 60-43 A L 42-28 A

W 66-65 (OT) A 1948-49 L 49-48 H L 54-48 A W 50-34 H 1949-50 W 60-56 A W 61-38 H 1950-51 W 50-42 A W 57-43 N (LR) 1951-52 L 48-46 H L 59-55 A 1952-53 W 87-68 H L 70-45 A 1953-54 L 80-55 H L 76-62 A 1954-55 W 73-66 N (Houston) W 83-61 A W 86-75 H 1955-56 W 84-70 H L 86-65 A 1956-57 W 81-70 N (Houston) L 78-68 A L 82-69 H 1957-58 L 50-49 N (Houston) L 63-59 H L 61-59 A 1958-59 W 72-61 H L 68-62 A 1959-60 W 74-63 H W 94-74 A 1960-61 W 80-55 H W 84-72 A 1961-62 W 104-84 H L 63-55 A 1962-63 L 76-60 A L 69-65 H 1963-64 L 76-63 H L 77-69 A 1964-65 W 79-61 H W 77-64 A
--



Sophomore forward Cyrus McGowan had season highs of six points and seven rebounds last season against Portland State.

1940-41 W 66-41 H W 48-43 H 1941-42 L 51-38 A 1942-43 W 52-35 H L 41-37 H 1943-44 W 42-41 A L 67-41 A 1944-45 L 57-46 A L 69-56 A 1945-46 W 62-45 H W 68-25 H 1946-47 W 52-51 H W 66-53 H 1947-48 L 61-49 A
--

1965-66 W 76-71 A W 73-67 H 1966-67 L 60-56 A W 66-63 H 1967-68 L 73-61 A W 78-65 H 1968-69 W 67-62 A L 74-67 H 1969-70 L 76-69 H L 85-78 H 1970-71 L 85-82 H L 97-93 A 1971-72 W 103-95 H W 113-108 A

1972-73 W 90-69 H W 105-79 A 1973-74 L 77-69 A W 106-81 H 1974-75 W 74-67 A W 86-51 H 1975-76 W 80-62 A W 111-68 H 1976-77 W 72-45 A W 78-51 N (LR) 1977-78 W 69-60 A W 69-48 H 1978-79 W 79-66 H W 68-50 A 1979-80 W 73-64 H W 77-73 A 1980-81 W 57-52 A W 75-59 H 1981-82 W 60-54 H W 72-65 (OT) A 1982-83 W 70-43 H W 82-55 A 1983-84 L 65-62 A W 79-54 H 1984-85 W 67-56 H L 71-68 A 1985-86 W 58-50 H W 60-59 H 1986-87 W 62-54 H W 88-68 A 1987-88 W 80-61 A W 112-87 H 1988-89 W 81-77 H W 83-70 A 1989-90 W 70-66 A W 104-80 H 1990-91 W 86-62 A W 100-87 H W 109-80 N (Dallas) 2005-06 W 80-61 N (NLR)
--

Rider College Arkansas leads 1-0 Home: 1-0 1988-89 W 96-89 H
--

Rockhurst Arkansas leads 4-0 Home: 3-0 Away: 1-0 1971-72 W 102-72 H 1972-73 W 87-76 A 1974-75 W 78-61 H 1977-78 W 99-63 H

St. John's Tied 1-1 Neutral: 1-1 1984-85 L 68-65 N (Salt Lake City) 1992-93 W 80-74 N (Winston-Salem, N.C.)
--

St. Peter's Arkansas leads 2-0 Away: 1-0 Neutral: 1-0 1982-83 W 52-48 A 1983-84 W 82-49 N (LR)
--

Saint Louis Saint Louis leads 7-3 Home: 2-1 Away: 0-6 Neutral: 1-0 1925-26 L 40-30 A 1929-30 L 32-13 A 1930-31 L 24-18 A W 33-30 H 1931-32 L 25-23 A W 33-19 H 1942-43 L 43-37 A 1954-55 L 99-72 A 1955-56 L 68-66 H 1997-98 W 78-70 N (San Juan, P.R.)
--

Samford Arkansas leads 2-0 Home: 1-0 Neutral: 1-0 1985-86 W 72-51 H 1989-90 W 97-67 N (PB)
--

Sam Houston St. Arkansas leads 2-0 Home: 1-0 Neutral: 1-0 1988-89 W 97-79 N (LR) 2002-03 W 78-67 H
--

San Diego St. Arkansas leads 2-0 Neutral: 2-0 1981-82 W 85-68 N (PB) 1985-86 W 76-64 N (LR)
--

San Francisco Arkansas leads 2-0 Home: 1-0 Away: 1-0 1947-48 W 74-58 A 1996-97 W 77-63 H
--

San Francisco St. San Francisco St. leads 1-0 Neutral: 0-1 1971-72 L 84-81 N (LR)

Santa Clara Arkansas leads 1-0 Neutral: 1-0 1999-00 W 79-60 N (Hilo, Hawaii)
--

Siena Arkansas leads 1-0 Neutral: 1-0 1998-99 W 94-80 N (Denver)
--

South Alabama Arkansas leads 4-0 Home: 1-0 Away: 2-0 Neutral: 1-0 1988-89 W 103-71 N (PB) 1989-90 W 105-90 A 1990-91 W 101-91 H 1991-92 W 101-82 A

South Carolina Arkansas leads 11-6 Since UA Joined the SEC in '91-92: Same Home: 6-2 Away: 4-3 Neutral: 1-1 1991-92 W 89-73 H 1992-93 W 86-76 A 1993-94 W 79-53 H 1994-95 W 88-73 A 1995-96 W 81-69 H W 80-58 N (New Orleans) 1996-97 L 78-65 A 1997-98 W 96-88 H 1998-99 W 72-66 A 1999-00 L 76-65 H 2000-01 W 69-67 A 2001-02 L 62-60 H 2002-03 L 72-65 A 2003-04 W 82-66 H L 91-81 N (Atlanta) 2004-05 L 64-52 A 2005-06 W 73-59 H
--

South Dakota Arkansas leads 1-0 Home: 1-0 1932-33 W 33-27 H

Southeast Missouri St. Arkansas leads 5-1 Home: 4-1 Neutral: 1-0 1924-25 L 28-21 H 1978-79 W 90-51 H 1982-83 W 74-57 H 1983-84 W 98-69 H 1992-93 W 96-72 N (PB) 2003-04 W 78-68 H

Southeastern Louisiana Arkansas leads 2-0 Home: 2-0 1984-85 W 65-62 H 1998-99 W 95-57 H
--



Southeastern Oklahoma St.

Arkansas leads 9-2

Home: 9-2

1929-30	W 32-29	H
	W 24-22	H
1936-37	W 33-19	H
	W 39-28	H
1938-39	W 51-33	H
	W 36-21	H
1939-40	W 32-20	H
	L 26-25	H
1941-42	W 30-19	H
	W 38-36	H
1955-56	L 65-64	H

Southern Colorado

Arkansas leads 1-0

Home: 1-0

1976-77	W 91-43	H
---------	---------	---

Southern California

Southern Cal leads 2-0

Away: 0-1

Neutral: 0-1

1966-67	L 70-67	A
1985-86	L 88-74	H

Southern Illinois

Tied 2-2

Home: 0-1

Away: 0-1

Neutral: 2-0

1970-71	L 99-78	A
1971-72	L 93-92	H
1972-73	W 97-96	N (LR)
1985-86	W 86-72	N (LR)

Southern Methodist

Arkansas leads 94-58

Home: 54-17

Away: 36-33

Neutral: 4-8

1923-24	L 17-11	H
	W 21-15	H
1924-25	W 29-25	A
	W 39-20	A
1925-26	W 29-27	H
	W 28-8	H
1926-27	W 32-30	A
	W 32-31	A
1927-28	W 48-26	H
	W 34-22	H
1928-29	W 32-26	A
	W 39-17	A
1929-30	W 28-27	H
	W 44-29	H
1930-31	W 32-27	A
	L 40-27	A
1931-32	W 46-20	H
	W 29-20	H
1932-33	W 40-23	A
	W 26-25	A
1933-34	W 39-35	H
	L 44-37	H
1934-35	L 30-22	A
	L 41-27	A
1935-36	W 34-23	H
	W 40-28	H
1936-37	L 29-25	A
	W 37-28	A
1937-38	W 32-23	H
	W 34-26	H
1938-39	L 47-31	A
	L 32-19	A
1939-40	W 75-40	H
	W 36-26	H
1940-41	W 40-23	A
	W 40-32	A
1941-42	W 52-22	N (Okla. City)
	W 35-33	H
	W 36-34	H
1942-43	W 39-35	A
	W 36-29	A
1943-44	W 68-58	H
	W 74-49	H
1944-45	W 59-52	A
	W 65-49	A
1945-46	W 81-53	H
	W 74-46	H
1946-47	L 64-62	A
	L 47-44	A
1947-48	W 47-40	H
	W 58-57	H

1948-49	W 54-45	A
	W 47-39	H
1949-50	W 63-55	H
	L 57-48	A
1950-51	L 60-45	A
	W 50-48	H
1951-52	L 54-40	N (Dallas)
	L 54-50	H
	L 57-48	A
1952-53	L 65-62	N (Dallas)
	W 71-66	A
	L 79-74	H
1953-54	L 70-66	N (Houston)
	W 61-58	H
	L 92-68	A
1954-55	W 85-74	H
	L 83-69	A
1955-56	L 67-62	N (Houston)
	L 58-53	H
	W 72-80	A
1956-57	L 64-60	N (Houston)
	L 69-55	A
	L 87-59	H
1957-58	L 49-46	A
	W 65-63	H
	W 61-55	N (Shreveport)
1958-59	L 65-64	N (Houston)
	L 59-50	H
	L 56-51	A
1959-60	L 67-56	N (Houston)
	L 72-70	H
	L 93-82	A
1960-61	W 76-74	H
	W 88-82	(OT) A
1961-62	L 77-70	H
	L 84-81	A
1962-63	W 73-71	A
	W 82-79	H
1963-64	W 82-71	H
	L 86-71	A
1964-65	L 84-76	H
	L 88-75	A
1965-66	L 75-74	H
	L 67-66	A
1966-67	L 69-59	H
	L 69-66	A
1967-68	W 70-68	A
	L 95-87	H
1968-69	L 84-69	A
	L 76-68	N (LR)
1969-70	L 76-75	A
	W 88-72	H
1970-71	L 90-88	A
	L 112-99	H
1971-72	L 85-71	A
	W 88-74	H
1972-73	L 110-94	A
	W 103-96	H
1973-74	W 89-88	H
	L 95-87	A
1974-75	W 73-69	A
	W 72-50	H
1975-76	L 82-81	H
	L 82-76	A
	W 74-70	H
1976-77	W 77-59	A
	W 81-58	H
1977-78	W 72-65	H
	W 86-75	A
1978-79	W 79-67	A
	W 71-55	H
1979-80	W 84-69	H
	L 62-58	A
1980-81	W 92-50	A
	W 47-33	H
1981-82	W 68-48	H
	W 54-53	A
1982-83	W 63-56	A
	W 71-61	H
1983-84	W 70-69	H
	W 80-71	A
1984-85	L 63-60	(OT) A
	W 69-66	H
	W 68-55	N (Dallas)
1985-86	L 71-66	H
	L 90-80	A
1986-87	W 76-63	H
	L 93-76	A
1987-88	W 85-83	(OT) A
	L 73-63	H
1988-89	W 93-73	H
	W 81-68	A
1989-90	W 80-61	A

	W 77-46	H
	W 84-51	N (Dallas)
1990-91	W 98-70	H
	W 79-70	A
1992-93	W 72-53	A
1993-94	W 96-70	H
1994-95	W 78-66	A
1995-96	W 73-46	H

Southern Miss

Arkansas leads 5-1

Home: 1-1

Neutral: 4-0

1978-79	W 93-79	N (PB)
1980-81	W 76-68	N (PB)
1981-82	W 63-54	N (PB)
1982-83	W 64-62	N (PB)
2000-01	L 63-54	H
2005-06	W 77-35	H

Southern (La.) University

Arkansas leads 1-0

Neutral: 1-0

1985-86	W 76-75	N (PB)
---------	---------	--------

Southern Utah

Arkansas leads 2-0

Home: 1-0

Neutral: 1-0

1988-89	W 109-76	N (PB)
1996-97	W 92-52	H

Southwest Kansas St.

SW Kansas leads 1-0

Neutral: 0-1

1937-38	L 36-33	N (Okla. City)
---------	---------	----------------

Southwestern (Tenn.)

Arkansas leads 1-0

Home: 1-0

1940-41	W 58-35	H
---------	---------	---

Stanford

Stanford leads 1-0

Away: 0-1

1947-48	L 60-53	A
---------	---------	---

Stephen F. Austin

Arkansas leads 1-0

Neutral: 1-0

1935-36	W 53-24	N (Houston)
---------	---------	-------------

St. Joseph's (Pa.)

Arkansas leads 1-0

Away: 1-0

1946-47	W 46-36	A
---------	---------	---

Syracuse

Arkansas leads 1-0

Neutral: 1-0

1994-95	W 96-94	(OT) N (Austin, Texas)
---------	---------	------------------------

Tennessee

Tied 11-11

Since UA Joined the SEC in '91-92: UT leads 10-8

Home: 5-2

Away: 2-6

Neutral: 4-3

1936-37	W 42-34	N (New Orleans)
1948-49	W 58-55	N (Memphis)
1960-61	W 89-76	N (LR)
1963-64	L 77-57	N (New Orleans)
1991-92	L 83-81	A
1992-93	L 101-91	H
1993-94	W 65-64	A
1994-95	W 97-79	H
1995-96	L 66-59	A
1996-97	W 77-54	H
1997-98	L 74-71	A
	W 102-96	N (Atlanta)
1998-99	W 69-52	H
1999-00	L 73-66	A
2000-01	W 82-77	(OT) H
2001-02	L 64-53	A
	L 68-61	N (Atlanta)
2002-03	L 70-62	H
2003-04	L 69-65	A
2004-05	W 70-68	H
	L 65-46	N (Atlanta)
2005-06	W 73-69	A

Tennessee-Chattanooga

Arkansas leads 1-0

Home: 1-0

2001-02	W 98-84	H
---------	---------	---

Tennessee-Martin

Arkansas leads 2-0

Home: 2-0

1973-74	W 80-68	H
1992-93	W 90-69	H

Tennessee St.

Arkansas leads 3-0

Home: 3-0

1995-96	W 86-67	H
2000-01	W 90-68	H
2004-05	W 96-68	H

Texas

Arkansas leads 84-64

Home: 45-20

Away: 27-41

Neutral: 12-3

1923-24	L 30-26	H
	L 32-21	H
1924-25	L 20-18	A
	L 21-12	A
1925-26	W 35-12	H
	W 27-7	H
1926-27	L 32-29	A
	L 28-24	A
1927-28	W 42-26	H
	W 59-29	H
1928-29	W 48-32	A
	L 36-25	A
1929-30	W 22-19	H
	L 29-27	H
1930-31	W 29-21	A
	L 27-25	A
1931-32	W 24-21	H
	L 27-25	A
1932-33	L 36-28	A
	L 31-28	A
1933-34	L 28-26	H
	W 32-29	H
1934-35	W 47-30	A
	L 33-25	A
1935-36	W 38-37	H
	W 43-31	H
	W 27-16	N (Houston)
1936-37	L 39-28	A
	L 43-31	A
1937-38	W 74-38	H
	W 42-37	H
1938-39	L 41-37	A
	W 65-41	A

1939-40	L 52-33	H
	W 54-44	H
1940-41	W 50-38	A
	W 44-34	A
1941-42	W 42-34	H
	L 58-37	H
1942-43	W 66-44	N (Okla. City)
	L 45-31	A
	L 48-35	A
1943-44	W 59-48	H
	W 54-46	H
1944-45	L 49-40	A
	W 74-38	A
1945-46	W 55-47	H
	W 90-63	H
1946-47	L 49-44	A
	L 66-46	A
1947-48	W 54-40	H
	L 54-43	H
1948-49	W 60-54	A



RECORDS SERIES RESULTS

1965-66	W 93-82	H
	L 74-70	A
1966-67	L 71-62	A
	L 67-61	H
1967-68	W 85-80	N (LR)
	W 74-73	A
1968-69	L 67-59	A
	W 69-65	H
1969-70	L 75-69	A
	W 78-61	H
1970-71	L 88-79	H
	W 88-87	(OT) A
1971-72	L 117-93	A
	L 92-86	H
1972-73	W 76-72	A
	W 86-74	H
1973-74	L 96-81	H
	L 99-82	A
1974-75	W 56-52	H
	W 68-56	A
1975-76	L 59-57	A
	W 75-68	N (LR)
1976-77	W 86-58	A
	W 73-61	H
1977-78	L 75-69	A
	W 75-71	H
1978-79	L 66-63	H
	W 68-58	A
	W 39-38	N (Houston)
1979-80	W 55-50	A
	W 60-59	H
	W 64-62	N (San Antonio)
1980-81	L 62-60	H
	W 54-48	A
	L 76-73	N (LR)
1981-82	L 87-73	A
	W 62-55	(OT) H
1982-83	W 83-64	H
	W 84-67	A
1983-84	W 70-66	A
	W 59-41	H
1984-85	W 64-58	H
	W 60-51	A
	W 66-46	N (Dallas)
1985-86	L 59-55	A
	L 61-57	H
1986-87	W 79-62	H
	L 78-73	A
1987-88	W 91-62	H
	L 79-72	A
1988-89	W 99-92	A
	W 105-82	H
	W 100-76	N (Dallas)
1989-90	W 109-100	H
	W 103-96	(OT) A
1990-91	W 101-89	H
	L 99-86	A
	W 120-89	N (Dallas)

Texas-Arlington

Arkansas leads 5-0

Home: 3-0

Away: 1-0

Neutral: 1-0

1965-66	W 78-64	H
1968-69	W 80-69	H
	W 87-78	N (LR)
1969-70	W 85-73	A
1999-00	W 102-95	(OT) H

Texas-Pan American

Arkansas leads 2-0

Home: 2-0

1999-00 W 70-56 H

2005-06 W 66-38 H

Texas A&M

Arkansas leads 96-50

Home: 52-14

Away: 37-33

Neutral: 7-3

1923-24	L 35-27	A
	L 32-17	A
1924-25	W 54-18	H
	W 38-17	H
1925-26	W 37-27	A
	W 35-27	A
1926-27	W 37-34	H
	W 25-16	H
1927-28	W 42-18	A
	W 46-31	A
1928-29	W 49-32	H
	W 38-29	H
1929-30	W 28-24	A
	W 25-23	A
1930-31	W 30-19	H
	L 37-34	H
1931-32	L 28-23	A
	W 33-27	A
1932-33	L 25-21	H
	L 25-23	H
1933-34	W 23-22	A
	L 35-23	A
1934-35	W 45-41	H
	W 51-31	H
1935-36	W 22-18	A
	W 34-27	A
1936-37	W 45-19	H
	W 36-32	H
1937-38	W 45-32	A
	W 33-22	A
1938-39	W 61-42	H
	W 66-38	H
1939-40	W 37-25	A
	L 41-38	A
1940-41	W 66-38	H
	W 58-36	H
1941-42	W 47-45	A
	W 40-31	A
1942-43	W 79-49	H
	L 67-52	H
1943-44	W 70-35	A
	W 60-38	A
1944-45	W 80-21	H
	W 87-36	H
1945-46	L 56-55	A
	W 53-43	A
1946-47	W 62-56	H
	W 71-58	H
1947-48	W 62-47	A
	W 57-46	A
1948-49	W 62-47	H
	W 61-46	A
1949-50	L 43-35	A
	W 52-46	H
1950-51	L 34-33	A
	W 45-38	H
1951-52	L 49-46	N (Dallas)
	L 47-42	H
	W 49-40	A
1952-53	L 56-48	A
	W 45-38	H
1953-54	W 80-55	H
	W 67-54	A
1954-55	W 74-70	N (Houston)
	L 62-59	A
	W 73-63	H
1955-56	W 80-49	N (Houston)
	W 98-66	H



Junior guard Preston Cranford hit his only shot, a three-pointer, for three points in a win over Texas-Pan American last year.

	L 89-79	A
1962-63	W 66-55	H
	L 80-78	A
1963-64	L 72-64	A
	L 60-57	H
1964-65	L 82-79	H
	L 91-77	A
1965-66	L 75-72	A
	W 94-71	H
1966-67	W 47-46	N (LR)
	L 60-53	A
1967-68	W 75-70	H
	L 71-67	A
1968-69	L 73-68	H
	L 79-66	A
1969-70	L 64-59	H
	L 72-60	A
1970-71	L 87-83	H
	L 92-89	H
1971-72	W 100-89	H
	L 86-85	A
1972-73	W 84-73	H
	L 108-82	A
1973-74	L 86-80	(OT) A
	W 97-86	H
1974-75	W 95-89	(2OT) H
	L 62-60	A
1975-76	W 93-91	(2OT) H
	L 70-69	A
1976-77	W 72-58	H
	W 63-62	A
1977-78	W 84-68	H
	W 80-79	A
1978-79	L 74-69	(OT) A
	W 60-56	H
1979-80	L 45-39	A
	W 45-44	H
	L 52-50	N (San Antonio)
1980-81	W 52-47	H
	W 65-61	A
1981-82	W 64-63	A
	W 92-75	H
1982-83	W 66-64	A
	W 62-55	H

1956-57	W 73-65	A
	W 63-46	H
1957-58	W 67-51	H
	L 66-57	A
1958-59	L 63-62	H
	W 72-71	A
1959-60	L 77-68	H
	L 82-61	A
1960-61	L 81-62	A
	L 70-68	H
1961-62	W 64-59	H

1983-84	W 77-54	H
	W 59-58	A
	W 49-47	N (Dallas)
1984-85	W 70-67	A
	W 58-53	H
1985-86	L 81-67	A
	L 93-76	H
	L 67-51	N (Dallas)
1986-87	W 87-69	H
	W 100-97	(2OT) A
1987-88	L 74-67	A
	W 79-58	H
	W 76-64	N (Dallas)
1988-89	W 75-60	H
	L 82-71	A
	W 94-84	N (Dallas)
1989-90	W 100-84	A
	W 114-100	H
1990-91	W 113-88	H
	W 111-72	A
	W 108-61	N (Dallas)

Texas Christian

Arkansas leads 104-38

Home: 54-15

Away: 46-21

Neutral: 4-2

1923-24	L 31-30	H
	L 23-21	H
1924-25	L 28-26	A
	W 21-20	A
1925-26	W 24-23	H
	L 30-15	H
1926-27	W 24-16	A
	W 23-22	A
1927-28	W 23-18	H
	W 28-24	H
1928-29	W 41-24	A
	W 66-26	A
1929-30	W 32-21	H
	W 22-18	H
1930-31	L 35-26	A
	W 30-29	A
1931-32	L 31-27	H
	W 37-24	H
1932-33	L 29-19	A
	L 30-26	A
1933-34	W 31-15	H
	L 28-21	H
1934-35	W 41-20	A
	W 42-24	A
1935-36	W 47-15	H
	W 40-29	H
1936-37	W 38-35	A
	W 43-21	A
1937-38	W 53-26	H
	W 57-38	H
1938-39	W 44-32	A
	W 51-38	A
1939-40	W 59-45	H
	W 52-36	H
1940-41	W 67-42	A
	W 66-43	A
1941-42	W 41-33	H
	W 63-37	H
1942-43	L 37-25	N (Okla. City)
	W 33-23	A
	W 54-39	A
1943-44	W 71-50	H
	W 60-29	H
1944-45	W 37-33	A
	W 60-35	A
1945-46	L 53-50	H
	W 58-36	H
1946-47	W 54-39	A
	W 63-53	A
1947-48	W 37-30	H
	W 47-38	H
1948-49	W 41-36	A
	W 67-52	H
1949-50	W 52-43	H
	W 45-39	A
1950-51	L 42-31	A
	L 52-42	H
1951-52	W 56-45	N (LR)
	L 68-56	A
1952-53	L 49-46	H
	L 65-63	A
1953-54	W 60-50	N (Houston)
	W 66-59	A
	W 70-55	H
1954-55	L 67-62	H
	W 110-89	A

1955-56	W 74-72	A
	W 90-71	H
1956-57	W 62-58	H
	L 64-57	A
1957-58	W 65-49	H
	W 56-46	A
1958-59	L 52-45	A
	L 76-71	H
1959-60	W 74-60	H
	W 66-61	A
1960-61	W 88-75	H
	W 96-76	A
1961-62	W 64-61	A
	W 90-80	H
1962-63	W 81-59	A
	W 104-94	H
1963-64	W 66-60	A
	W 108-77	H
1964-65	W 88-70	A
	W 96-72	H
1965-66	L 88-85	A
	W 91-73	H
1966-67	L 78-61	A
	W 83-78	H
1967-68	W 68-67	H
	L 77-75	A
1968-69	L 85-79	A
	W 63-47	H
1969-70	L 82-68	H
	L 97-95	A
1970-71	L 89-87	H
	L 92-86	A
1971-72	L 95-77	A
	L 98-90	H
1972-73	W 90-75	H
	W 96-95	A
1973-74	W 86-74	A
	W 109-99	H
1974-75	W 70-61	A
	W 81-57	H
1975-76	W 100-65	H
	W 83-66	A
	W 81-65	H
1976-77	W 62-45	H
	W 79-64	A
1977-78	W 43-35	N (LR)
	W 77-57	A
	W 84-42	H
1978-79	W 90-51	A
	W 108-65	H
1979-80	W 70-58	A
	W 74-47	H
1980-81	W 85-51	H
	W 63-48	A
1981-82	W 62-59	A
	W 79-69	H
	W 80-70	N (Dallas)
1982-83	W 69-55	H
	W 64-56	A
	L 61-59	N (Dallas)
1983-84	W 70-62	A
	W 55-48	H
1984-85	W 67-59	H
	L 72-66	(OT) A
1985-86	L 71-62	A
	L 73-71	(2OT) H
1986-87	L 80-77	H
	L 73-66	A
1987-88	W 96-53	H
	W 63-61	A
1988-89	L 51-45	A
	W 100-60	H
1989-90	W 93-79	H
	L 81-79	A
1990-91	W 93-73	A
	W 97-61	H

Texas-San Antonio

Arkansas leads 3-0

Home: 1-0

Away: 1-0

Neutral: 1-0

1981-82	W 71-42	A
1982-83	W 78-59	H
1984-85	W 74-67	N (LR)

Texas Southern

Arkansas leads 3-

Texas St.
Arkansas leads 3-0
Home: 3-0
2001-02 W 90-68 H
2002-03 W 70-60 H
2005-06 W 73-67 H

Texas Tech
Arkansas leads 38-38
Home: 23-11
Away: 11-23
Neutral: 4-4

1942-43 W 43-38 N (Okla. City)
1957-58 W 71-67 N (Houston)
W 58-55 H
L 69-48 A
1958-59 L 72-62 N (Houston)
W 61-57 H
L 80-69 A
1959-60 L 82-79 A
W 78-55 H
1960-61 L 72-66 H
L 87-81 A
1961-62 L 66-64 H
L 76-64 A
1962-63 L 80-75 A
W 83-78 H
1963-64 L 93-84 A
L 87-86 H
1964-65 L 93-78 A
L 87-80 H
1965-66 W 74-65 H
L 79-74 A
1966-67 W 70-65 H
L 73-59 A
1967-68 W 61-56 H
L 74-72 A
1968-69 W 64-53 H
L 59-57 A
1969-70 L 50-48 A
L 76-71 N (LR)
1970-71 L 98-68 A
L 89-87 H
1971-72 L 76-73 H
L 86-85 A
1972-73 L 73-64 A
L 64-63 H
1973-74 L 80-77 H
L 89-83 A
1974-75 W 65-62 H
L 63-55 A
1975-76 W 92-86 (2OT) H
L 86-78 A
L 70-63 H
1976-77 W 41-38 A
W 60-53 H
1977-78 W 54-49 A
W 58-49 H
1978-79 W 63-57 H
W 66-65 A
W 93-77 N (Houston)
1979-80 W 71-69 (OT) A
W 84-60 H
1980-81 W 60-55 H
W 64-61 A
1981-82 L 79-74 A
W 67-61 H
1982-83 W 62-59 A
W 77-63 H
1983-84 W 67-57 H
W 55-49 A
1984-85 L 64-48 A
L 52-50 H
L 67-64 N (Dallas)
1985-86 L 48-46 H
W 79-72 (OT) A
1986-87 L 95-73 A
W 93-75 H
L 73-59 N (Dallas)
1987-88 W 69-48 H
W 75-65 A
1988-89 W 69-62 H
L 84-73 A
1989-90 W 92-75 A
W 100-77 H
1990-91 W 113-86 A
W 87-69 H
2005-06 W 78-65 N (Dallas)

Texas Wesleyan
Arkansas leads 1-0
Neutral: 1-0

1942-43 W 52-46 N (Okla. City)
Toledo
Arkansas leads 1-0
Neutral: 1-0
1962-63 W 58-55 N (Okla. City)

Troy
Arkansas leads 2-1
Home: 1-1
Neutral: 1-0
1996-97 W 137-70 H
2002-03 L 74-66 H
2004-05 W 89-54 N (St. Thomas, U.S. Virgin Islands)

Tulane
Arkansas leads 5-0
Home: 1-0
Away: 3-0
Neutral: 1-0
1949-50 W 42-41 A
1972-73 W 87-83 A
1973-74 W 89-73 H
1975-76 W 67-55 N (LR)
1976-77 W 76-73 A

Tulsa
Arkansas leads 35-23
Home: 23-8
Away: 9-14
Neutral: 3-1
1931-32 W 33-28 H
W 37-29 H
1932-33 W 35-25 A
W 28-19 H
1933-34 W 18-13 H
L 25-24 A
1934-35 L 25-21 A
W 33-14 H
1935-36 W 47-30 A
W 42-28 H
1941-42 W 59-30 H
W 69-27 H
1946-47 W 56-21 H
1950-51 W 59-46 H
L 48-46 A
W 53-44 N (Okla. City)
1951-52 L 48-44 A
L 66-48 H
1952-53 L 69-50 A
L 61-50 H
1953-54 L 51-50 A
W 55-49 H
1954-55 L 63-47 A
W 68-60 H
1955-56 L 53-45 H
L 55-51 A
1956-57 W 77-70 A
W 52-43 H
1957-58 W 79-61 A
W 50-43 H
1958-59 L 54-52 H
L 61-54 A
1959-60 W 65-51 H
L 78-65 A
1960-61 L 64-59 A
W 66-58 H
1961-62 W 87-59 H
W 99-77 A
1962-63 L 76-68 H
L 68-66 A
1963-64 L 95-86 A
1964-65 W 65-64 H
1969-70 L 74-66 N (Memphis)
1972-73 L 85-81 H
1974-75 L 64-60 H
1976-77 W 81-66 A
1984-85 W 70-66 N (LR)
1987-88 L 68-47 A
1988-89 W 118-69 H
1991-92 W 74-64 A
1992-93 W 101-87 H
1993-94 W 93-91 (OT) A
W 103-84 N (Dallas)
1994-95 W 92-75 A
2001-02 W 79-75 A
2002-03 L 61-60 H
2003-04 W 81-74 A
2004-05 W 85-73 H

U.C. Santa Barbara
U.C. Santa Barbara leads 1-0
Away: 0-1

1973-74 L 109-80 A
UCLA
UCLA leads 2-1
Away: 0-1
Neutral: 1-1
1973-74 L 101-79 A
1977-78 W 74-70 N (Albuquerque, N.M.)
1994-95 L 89-78 N (Seattle)

U.S. International
Arkansas leads 1-0
Home: 1-0
1989-90 W 166-101 H

Utah
Utah leads 1-0
Neutral: 0-1
1997-98 L 75-69 N (Boise, Idaho)

Utah St.
Arkansas leads 1-0
Away: 0-1
1971-72 L 95-94 A

Vanderbilt
Arkansas leads 11-7
Since UA joined the SEC in '91-92: UA leads 10-6
Home: 8-1
Away: 2-6
Neutral: 1-0
1963-64 L 101-77 A
1990-91 W 107-70 H
1991-92 W 91-71 H
1992-93 L 102-89 A
1993-94 W 89-76 H
1994-95 W 97-94 (OT) A
W 73-72 N (Atlanta)
1995-96 L 80-73 H
1996-97 L 87-83 (OT) A
1997-98 W 93-83 H
1998-99 L 73-69 A
1999-00 W 78-63 H



Michael Jones had 18 points and seven rebounds in the 70-62 victory over No. 22 Vanderbilt in 2004.

2000-01 L 81-64 A
2001-02 W 81-67 H
2002-03 W 60-50 A
2003-04 W 70-62 H
2004-05 L 79-65 A
2005-06 W 78-66 H

Villanova
Villanova leads 3-0
Away: 0-1
Neutral: 0-3

1983-84 L 58-54 A
1987-88 L 82-74 N (Cincinnati)
1998-99 L 76-63 N (Fairbanks, Alaska)

Virginia
Virginia leads 4-3
Home: 1-0
Away: 0-2
Neutral: 2-2
1983-84 L 53-51 (OT) N (E. Rutherford, N.J.)
1984-85 L 54-52 A
1986-87 L 78-66 N (PB)
1987-88 W 66-52 H
1988-89 L 75-65 A
1994-95 W 68-61 N (Seattle)
1998-99 W 85-83 N (Fairbanks, Alaska)

Virginia Military
Arkansas leads 2-1
Neutral: 2-1
1964-65 L 72-70 N (Los Angeles)
1973-74 W 96-86 N (LR)
1989-90 W 92-61 N (LR)

Wabash
Arkansas leads 1-0
Home: 1-0
1973-74 W 83-77 H

Wake Forest
Wake Forest leads 4-2
Home: 0-2
Away: 1-0
Neutral: 1-2
1976-77 L 86-80 N (Norman, Okla.)
1981-82 L 49-48 N (LR)
1982-83 W 68-65 N (Greensboro, N.C.)
1998-99 W 75-59 A
1999-00 L 70-64 H
2001-02 L 76-71 H

Washington (Mo.)
Arkansas leads 2-0
Away: 1-0
Neutral: 1-0

1953-54 W 69-55 A
W 68-50 N (LR)
Washington St.
Washington St. leads 1-0
Neutral: 0-1
1940-41 L 64-53 N (Kansas City)

Weber St.
Arkansas leads 2-0
Neutral: 2-0
1977-78 W 73-52 N (Eugene, Ore.)
1978-79 W 74-63 N (Lawrence, Kan.)

Western Carolina
Tied 1-1
Home: 1-1
1998-99 W 90-54 H
2003-04 L 62-59 (OT) H

Western Illinois
Arkansas leads 3-0
Home: 2-0
Away: 1-0
1974-75 W 88-51 H
1975-76 W 75-72 (OT) A
2005-06 W 83-54 H

Westminster (Pa.)
Westminster leads 1-0
Away: 0-1
1944-45 L 71-61 A

West Texas St.
Arkansas leads 2-1
Home: 1-1
Neutral: 1-0
1939-40 W 48-43 N (Okla. City)
1941-42 L 54-41 H
1978-79 W 84-54 H

Western Kentucky
Arkansas leads 4-2
Home: 0-1
Away: 0-1
Neutral: 4-0
1935-36 W 43-36 N (LR)
W 39-30 N (LR)
1945-46 W 66-46 N (LR)
W 67-38 N (LR)
1973-74 L 102-100 H
1974-75 L 74-63 A

Wichita St.
Tied 1-1
Home: 1-0
Away: 0-1
1956-57 L 64-47 A
W 80-67 H

Winthrop
Arkansas leads 1-0
Neutral: 1-0
2004-05 W 72-49 N (St. Thomas, U.S. Virgin Islands)

Wisconsin-Parkside
Arkansas leads 1-0
Home: 1-0
1981-82 W 84-59 H

Wyoming
Arkansas leads 2-1
Neutral: 2-1
1940-41 W 52-40 N (Kansas City)
1948-49 W 61-48 N (Kansas City)
1950-51 L 40-26 N (Okla. City)

(LR) - Little Rock, Ark.
(NLR) - North Little Rock, Ark.
(PB) - Pine Bluff, Ark.



ARKANSAS

28 NCAA TOURNAMENT BIDS



RECORDS YEAR-BY-YEAR RECORDS

Season	Coach	Record	Conference	Finish	Postseason
1923-24	Francis Schmidt	17-11	3-9	7th	—
1924-25	Francis Schmidt	21-5	10-4	3rd	—
1925-26	Francis Schmidt	23-2	11-1	1st	—
1926-27	Francis Schmidt	14-2	8-2	1st	—
1927-28	Francis Schmidt	19-1	12-0	1st	—
1928-29	Francis Schmidt	19-1	11-1	1st	—
1929-30	Charles Bassett	16-7	10-2	1st	—
1930-31	Charles Bassett	14-9	7-5	T-3rd	—
1931-32	Charles Bassett	18-6	8-4	3rd	—
1932-33	Charles Bassett	14-7	6-6	4th	—
1933-34	Glen Rose	16-8	6-6	T-3rd	—
1934-35	Glen Rose	14-5	9-3	T-1st	—
1935-36	Glen Rose	24-3	11-1	1st	—
1936-37	Glen Rose	12-6	8-4	2nd	—
1937-38	Glen Rose	19-3	11-1	1st	—
1938-39	Glen Rose	18-5	9-3	2nd	—
1939-40	Glen Rose	12-10	6-6	4th	—
1940-41	Glen Rose	20-3	12-0	1st	NCAA Final Four
1941-42	Glen Rose	19-4	10-2	T-1st	—
1942-43	Eugene Lambert	19-7	8-4	3rd	—
1943-44	Eugene Lambert	16-8	11-1	T-1st	NCAA Selection*
1944-45	Eugene Lambert	17-9	9-3	2nd	—
1945-46	Eugene Lambert	16-7	9-3	2nd	—
1946-47	Eugene Lambert	14-10	8-4	T-2nd	—
1947-48	Eugene Lambert	16-8	8-4	3rd	—
1948-49	Eugene Lambert	15-11	9-3	T-1st	NCAA Regional
1949-50	Presley Askew	12-12	8-4	T-1st	—
1950-51	Presley Askew	13-11	7-5	4th	—
1951-52	Presley Askew	10-14	4-8	T-6th	—
1952-53	Glen Rose	10-11	4-8	T-5th	—
1953-54	Glen Rose	13-9	6-6	T-3rd	—
1954-55	Glen Rose	14-9	8-4	T-2nd	—
1955-56	Glen Rose	11-12	9-3	2nd	—
1956-57	Glen Rose	11-12	5-7	5th	—
1957-58	Glen Rose	17-10	9-5	T-1st	NCAA Regional
1958-59	Glen Rose	9-14	6-8	T-5th	—
1959-60	Glen Rose	12-11	7-7	T-4th	—
1960-61	Glen Rose	16-7	9-5	3rd	—
1961-62	Glen Rose	14-10	5-9	6th	—
1962-63	Glen Rose	13-11	8-6	4th	—
1963-64	Glen Rose	9-14	6-8	6th	—
1964-65	Glen Rose	9-14	5-9	5th	—
1965-66	Glen Rose	13-10	7-7	T-4th	—
1966-67	Duddy Waller	6-17	4-10	T-7th	—
1967-68	Duddy Waller	10-14	7-7	5th	—
1968-69	Duddy Waller	10-14	4-10	8th	—
1969-70	Duddy Waller	5-19	3-11	8th	—
1970-71	Lanny Van Eman	5-21	1-13	8th	—
1971-72	Lanny Van Eman	8-18	5-9	6th	—
1972-73	Lanny Van Eman	16-10	9-5	T-2nd	—
1973-74	Lanny Van Eman	10-16	6-8	5th	—
1974-75	Eddie Sutton	17-9	11-3	2nd	—
1975-76	Eddie Sutton	19-9	9-7	4th	—
1976-77	Eddie Sutton	26-2	16-0	1st	NCAA First Round
1977-78	Eddie Sutton	32-4	14-2	T-1st	NCAA Final Four

Season	Coach	Record	Conference	Finish	Postseason
1978-79	Eddie Sutton	25-5	13-3	T-1st	NCAA Regional Final
1979-80	Eddie Sutton	21-8	13-3	2nd	NCAA First Round
1980-81	Eddie Sutton	24-8	13-3	1st	NCAA Regional Semifinal
1981-82	Eddie Sutton	23-6	12-4	1st	NCAA Second Round
1982-83	Eddie Sutton	26-4	14-2	2nd	NCAA Regional Semifinal
1983-84	Eddie Sutton	25-7	14-2	2nd	NCAA First Round
1984-85	Eddie Sutton	22-13	10-6	2nd	NCAA Second Round
1985-86	Nolan Richardson	12-16	4-12	7th	—
1986-87	Nolan Richardson	19-14	8-8	5th	NIT Second Round
1987-88	Nolan Richardson	21-9	11-5	T-2nd	NCAA First Round
1988-89	Nolan Richardson	25-7	13-3	1st	NCAA Second Round
1989-90	Nolan Richardson	30-5	14-2	1st	NCAA Final Four
1990-91	Nolan Richardson	34-4	15-1	1st	NCAA Regional Final

Arkansas joins the Southeastern Conference

1991-92	Nolan Richardson	26-8	13-3	1st Overall	NCAA Second Round
1992-93	Nolan Richardson	22-9	10-6	1st West	NCAA Regional Semifinal
1993-94	Nolan Richardson	31-3	14-2	1st Overall	NCAA Champion
1994-95	Nolan Richardson	32-7	12-4	T-1st West	NCAA Runner-up
1995-96	Nolan Richardson	20-13	9-7	T-2nd West	NCAA Regional Semifinal
1996-97	Nolan Richardson	18-14	8-8	2nd West	NIT Final Four
1997-98	Nolan Richardson	24-9	11-5	2nd West	NCAA Second Round
1998-99	Nolan Richardson	23-11	9-7	2nd West	NCAA Second Round
1999-00	Nolan Richardson	19-15	7-9	3rd West	NCAA First Round
2000-01	Nolan Richardson	20-11	10-6	2nd West	NCAA First Round
2001-02	Nolan Richardson**	14-15	6-10	T-4th West	—
2002-03	Stan Heath	9-19	4-12	T-5th West	—
2003-04	Stan Heath	12-16	4-12	6th West	—
2004-05	Stan Heath	18-12	6-10	4th West	—
2005-06	Stan Heath	22-10	10-6	T-2nd West	NCAA First Round

Totals 83 years 1429-780 (.647) 719-437 (.622)

* Southwest Conference champion Arkansas prevented from participating in NCAA Tournament due to an automobile accident.

** Mike Anderson was 1-1 as interim head coach.



Stan Heath guided Arkansas to its 28th NCAA Tournament bid in 2006.



UA COACHING RECORDS

Years	Coach	Years	W	L	Pct.
1924-29	Francis Schmidt	6	113	22	.837
1930-33	Charles Bassett	4	62	29	.681
1934-42	Glen Rose	9	154	47	.766
1943-49	Eugene Lambert	7	113	60	.653
1950-52	Presley Askew	3	35	37	.486
1953-66	Glen Rose	14	171	154	.526
1967-70	Duddy Waller	4	31	64	.326
1971-74	Lanny Van Eman	4	39	65	.375
1975-85	Eddie Sutton	11	260	75	.776
1986-02	Nolan Richardson**	17	389	169	.697
2003-	Stan Heath	4	61	57	.517
Totals		83	1428	779	.647

** Mike Anderson was 1-1 as interim head coach in 2002. Anderson's record is not reflected in totals.


RECORDS YEAR-BY-YEAR RECORDS



Presley Askew




Charles Bassett



Stan Heath



Eugene Lambert



Nolan Richardson



Glen Rose



Francis Schmidt



Eddie Sutton



Lanny Van Eman



Duddy Waller



ARKANSAS

28 NCAA TOURNAMENT BIDS



RECORDS SEASON-BY-SEASON RESULTS

1923-24
17-11, 3-9 (7th)
Coach: Francis Schmidt

Opponent	Site	W/L	Score
@NE Oklahoma St.	A	W	19-13
@NE Oklahoma St.	A	W	33-12
Boynton Boys School	H	W	46-18
Jonesboro YMCA	H	L	38-25
Gay Oil Company	H	W	34-19
North Little Rock High	H	W	35-28
Fort Smith Faculty	H	W	69-8
Ozark Athletic Club	H	W	61-36
NE Oklahoma St.	H	W	43-22
NE Oklahoma St.	H	W	42-14
Arkansas Normal	H	W	62-27
Arkansas Normal	H	W	34-14
Southwest Missouri St.	H	L	38-31
Southwest Missouri St.	H	W	22-21
SMU*	H	L	17-11
SMU*	H	W	21-15
TCU*	H	L	31-30
TCU*	H	L	23-21
Hendrix College	H	W	28-18
Hendrix College	H	W	39-21
@Baylor*	A	L	33-29
@Baylor*	A	W	28-14
@Texas A&M*	A	L	35-27
@Texas A&M*	A	L	32-17
@Rice*	A	L	22-19
@Rice*	A	W	29-22
Texas*	H	L	30-26
Texas*	H	L	32-21

* Southwest Conference games

1924-25
21-5, 9-3 (3rd)
Coach: Francis Schmidt

Opponent	Site	W/L	Score
@College of the Ozarks	A	W	27-18
Gay Oil Company @ LR	N	W	31-13
England National Bank @ LR	N	W	31-22
Stuttgart Athletic Club	H	W	34-18
Jonesboro YMCA	H	W	28-24
Southeast Missouri St.	H	L	28-21
@Cairo (Ill.) Aces	A	W	35-7
@Bemis (Tenn.) YMCA	A	W	31-24
@Arkansas St.	A	W	31-9
@England Athletic Club	A	W	78-22
Hendrix College	H	W	40-16
Hendrix College	H	W	34-25
@SMU*	A	W	29-25
@SMU*	A	W	39-20
@TCU*	A	L	28-26
@TCU*	A	W	21-20
Baylor*	H	W	39-14
Baylor*	H	W	23-14
Rice*	H	W	37-19
Rice*	H	W	29-9
Texas A&M*	H	W	54-18
Texas A&M*	H	W	38-17
@Texas*	A	L	20-18
@Texas*	A	L	21-12
Oklahoma St.	H	W	21-17
Oklahoma St.	H	L	25-23

* Southwest Conference games

1925-26
23-2, 11-1 (1st)
SWC champion
Coach: Francis Schmidt

Opponent	Site	W/L	Score
@Ozark Athletic Club	A	W	81-7
@Fort Smith National Guard	A	W	64-6
Union Trust Company @ LR	N	W	35-22
England Athletic Club	H	W	64-18
@Jonesboro YMCA	A	W	29-22
@Arkansas St.	A	W	32-14
@Centralia (Ill.) Lions	A	W	29-13
@New Coliseum (St. Louis) Ath. Club	A	W	29-20
@St. Louis	A	L	40-30
Hendrix College	H	W	43-25
Hendrix College	H	W	39-21
SMU*	H	W	29-27
SMU*	H	W	28-8
@Baylor*	A	W	22-9
@Baylor*	A	W	19-14
Centenary	H	W	69-21
Centenary	H	W	43-9
Texas*	H	W	35-12
Texas*	H	W	27-7
@Rice*	A	W	54-15
@Rice*	A	W	25-17
@Texas A&M*	A	W	37-27
@Texas A&M*	A	W	35-21
TCU*	H	W	24-23
TCU*	H	L	30-15

* Southwest Conference games

1926-27
14-2, 8-2 (1st)
SWC champion
Coach: Francis Schmidt

Opponent	Site	W/L	Score
NE Oklahoma St.	H	W	27-13
NE Oklahoma St.	H	W	25-19
@Graham & Broening @ LR	A	W	38-34
@Southwestern Bell @ LR	A	W	42-26
@Jonesboro YMCA	A	W	49-25
@Arkansas St.	A	W	42-12
Rice*	H	W	36-18
Rice*	H	W	34-18
@TCU*	A	W	24-16
@TCU*	A	W	23-22
Texas A&M*	H	W	37-34
Texas A&M*	H	W	25-16
@Texas*	A	L	32-29
@Texas*	A	L	28-24
@SMU*	A	W	32-30
@SMU*	A	W	32-31

* Southwest Conference games

1927-28
19-1, 12-0 (1st)
SWC champion
Coach: Francis Schmidt

Opponent	Site	W/L	Score
NE Oklahoma St.	H	W	59-29
NE Oklahoma St.	H	W	61-24
@Drury College	A	W	39-20
@Southwest Missouri St.	A	L	45-31
@College of the Ozarks	A	W	53-27



Long before Bud Walton Arena and even Barnhill Arena, Arkansas played its home games in Schmitt's Barn.



@College of the Ozarks	A	W	59-20
TCU*	H	W	23-18
TCU*	H	W	28-24
Texas*	H	W	42-26
Texas*	H	W	59-29
Hendrix College	H	W	69-30
Hendrix College	H	W	50-24
@Baylor*	H	W	59-21
@Baylor*	H	W	34-21
SMU*	H	W	48-26
SMU*	H	W	34-22
@Rice*	A	W	20-11
@Rice*	A	W	28-23
@Texas A&M*	A	W	42-18
@Texas A&M*	A	W	46-31

* Southwest Conference games

1928-29

19-1, 11-1 (1st)

SWC champion

Coach: Francis Schmidt

Opponent	Site	W/L	Score
NE Oklahoma St.	H	W	54-28
NE Oklahoma St.	H	W	54-34
Little Rock All-Stars	H	W	32-21
@Fort Smith Collegians	A	W	45-22
@Jonesboro YMCA	A	W	43-30
@Earle Cardinals	A	W	47-25
@SMU*	A	W	32-26
@SMU*	A	W	39-17
@TCU*	A	W	41-24
@TCU*	A	W	66-26
Baylor*	H	W	59-24
Baylor*	H	W	71-23
Drury College	H	W	52-25
Drury College	H	W	42-22
@Texas*	A	W	48-32
@Texas*	A	L	36-25
Rice*	H	W	51-18
Rice*	H	W	44-13
Texas A&M*	H	W	49-32
Texas A&M*	H	W	38-29

* Southwest Conference games

1929-30

16-7, 10-2 (1st)

SWC champion

Coach: Charles Bassett

Opponent	Site	W/L	Score
NE Oklahoma St.	H	W	57-26
NE Oklahoma St.	H	W	37-17
SE Oklahoma St.	H	W	32-29
SE Oklahoma St.	H	W	24-22
@Drury College	A	L	28-25
@St. Louis	A	L	32-13
@Southwest Missouri St.	A	L	40-21
@Pittsburg (Kan.) St.	A	L	36-23
@Pittsburg (Kan.) St.	A	L	51-20
TCU*	H	W	32-21
TCU*	H	W	22-18
Texas*	H	W	22-19
Texas*	H	L	29-27
@Baylor*	A	W	30-23
@Baylor*	A	W	27-21
@Oklahoma St.	A	W	30-20
@Oklahoma St.	A	W	30-23
SMU*	H	W	28-27
SMU*	H	W	44-29
@Texas A&M*	A	W	28-24
@Texas A&M*	A	W	25-23
@Rice*	A	W	30-26
@Rice*	A	L	37-16

* Southwest Conference games

1930-31

14-9, 7-5 (T3rd)

Coach: Charles Bassett

Opponent	Site	W/L	Score
NE Oklahoma St.	H	W	36-29
NE Oklahoma St.	H	W	39-21

Pittsburg (Kan.) St.	H	L	40-31
Pittsburg (Kan.) St.	H	L	28-26
Colonial Baking AAU @ LR	N	W	30-27
Colonial Baking AAU @ LR	N	W	30-27
@Butler	A	L	37-21
@St. Louis	A	L	24-18
@Texas*	A	W	29-21
@Texas*	A	L	27-25
Rice*	H	W	36-32
Rice*	H	W	31-25
Texas A&M*	H	W	30-19
Texas A&M*	H	L	37-34
@TCU*	A	L	35-26
@TCU*	A	W	30-29
St. Louis	H	W	33-30
Baylor*	H	L	29-27
Baylor*	H	W	29-25
Oklahoma St.	H	W	37-22
Oklahoma St.	H	W	29-22
@SMU*	A	W	32-27
@SMU*	A	L	40-27

* Southwest Conference games

1931-32

18-6, 8-4 (3rd)

Coach: Charles Bassett

Opponent	Site	W/L	Score
NE Oklahoma St.	H	W	36-29
NE Oklahoma St.	H	W	39-21
Tulsa	H	W	33-28
Tulsa	H	W	37-29
@Southwest Missouri St.	A	W	41-38
@Pittsburg (Kan.) St.	A	L	36-20
@Drury College	A	W	45-26
@St. Louis	A	L	25-23
Texas*	H	W	24-21
Texas*	H	L	27-25
Drury College	H	W	35-14
Pittsburg (Kan.) St.	H	W	32-21
SMU*	H	W	46-20
SMU*	H	W	29-20
@Baylor*	A	L	34-28
@Baylor*	A	W	42-31
TCU*	H	L	31-27
TCU*	H	W	37-24
St. Louis	H	W	33-19
Southwest Missouri St.	H	W	37-19
@Texas A&M*	A	L	28-23
@Rice*	A	W	25-23
@Rice*	A	W	34-19
@Texas A&M*	A	W	33-27

* Southwest Conference games

1932-33

14-7, 6-6 (4th)

Coach: Charles Bassett

Opponent	Site	W/L	Score
@NE Oklahoma St.	A	W	31-16
NE Oklahoma St.	H	W	33-20
@Nebraska	A	W	41-24
@Creighton	A	L	29-28
@South Dakota	A	W	33-27
@Tulsa	A	W	35-25
North Texas St.	H	W	34-20
North Texas St.	H	W	36-26
@Texas*	A	L	36-28
@Texas*	A	L	31-28
Rice*	H	W	36-32
Rice*	H	W	33-23
@TCU*	A	L	29-19
@TCU*	A	L	30-26
@SMU*	A	W	40-23
@SMU*	A	W	26-25
Tulsa	H	W	28-19
Texas A&M*	H	L	25-21
Texas A&M*	H	L	25-23
Baylor*	H	W	34-19
Baylor*	H	W	39-30

* Southwest Conference games

1933-34

16-8, 6-6 (3rd)

Coach: Glen Rose

Opponent	Site	W/L	Score
NE Oklahoma St.	H	W	30-19
NE Oklahoma St.	H	W	27-23
@Southwest Missouri St.	A	L	16-13
@Diamond Oilers @ Fort Smith	A	W	39-31
@Central Arkansas	A	W	54-30
Colonial Baking AAU @ LR	N	W	54-37
Colonial Baking AAU @ LR	N	W	37-28
Southwest Missouri St.	H	W	22-15
Tulsa	H	W	18-13
TCU*	H	W	31-15
TCU*	H	L	28-21
Oklahoma St.	H	W	46-22
Oklahoma St.	H	W	28-23
@Tulsa	A	L	25-24
@Baylor*	A	W	31-29
@Baylor*	A	L	31-20
Texas*	H	L	28-26
Texas*	H	W	32-29
@Rice*	A	W	31-20
@Rice*	A	L	25-22
@Texas A&M*	A	W	23-22
@Texas A&M*	A	L	35-23
SMU*	H	W	39-35
SMU*	H	L	44-37

* Southwest Conference games

1934-35

14-5, 9-3 (1st)

Coach: Glen Rose

Opponent	Site	W/L	Score
NE Oklahoma St.	H	W	38-21
NE Oklahoma St.	H	W	53-14
@Tulsa	A	L	25-21
Diamond Oilers @ Tulsa	N	L	28-26
@East Central (Okla.) St.	A	W	50-21
Tulsa	H	W	33-14
Rice*	H	W	31-30
Rice*	H	W	37-19
@TCU*	A	W	41-20
@TCU*	A	W	42-24
Fort Smith Vehicle Sports	H	W	60-32
Baylor*	H	W	37-27
Baylor*	H	W	48-30
@Texas*	A	W	47-30
@Texas*	A	L	33-23
@SMU*	A	L	30-22
@SMU*	A	L	41-27
Texas A&M*	H	W	45-41
Texas A&M*	H	W	51-31

* Southwest Conference games

1935-36

24-3, 11-1 (1st)

SWC champion

U.S. Olympic finalist

Coach: Glen Rose

Opponent	Site	W/L	Score
NE Oklahoma St.	H	W	47-19
NE Oklahoma St.	H	W	50-19
@Oklahoma St.	A	L	33-21
@Oklahoma St.	A	W	24-15
@Tulsa	A	W	47-30
@Fort Smith Vehicle Sports	A	W	52-24
@Central Arkansas	A	W	42-38
@Central Arkansas	A	W	66-27
Oklahoma Tire AAU	H	W	42-39
@Texas A&M*	A	W	22-18
@Texas A&M*	A	W	34-27
@Rice*	A	W	33-26
@Rice*	A	L	35-29
Tulsa	H	W	42-28
SMU*	H	W	34-23
SMU*	H	W	40-28
@Baylor*	A	W	44-26
@Baylor*	A	W	39-14
TCU*	H	W	47-15
TCU*	H	W	40-29

Texas*	H	W	38-37
Texas*	H	W	43-31

U.S. Olympic Playoffs — Houston, Texas

Texas	N	W	27-16
Stephen F. Austin	N	W	53-24

U.S. Olympic Playoffs — Little Rock, Ark.

Western Kentucky	N	W	43-26
Western Kentucky	N	W	39-30

U.S. Olympic Playoffs — New York, N.Y.

Hollywood Universal	N	L	40-29
---------------------	---	---	-------

* Southwest Conference games

1936-37

12-6, 8-4 (2nd)

Coach: Glen Rose

Opponent	Site	W/L	Score
Drake	H	W	31-22
SE Oklahoma St.	H	W	33-19
SE Oklahoma St.	H	W	39-28

Sugar Bowl Classic — New Orleans, La.

Tennessee	N	W	42-34
Brown Paper Mill AAU	H	L	31-29
Baylor*	H	L	25-22
Baylor*	H	W	42-24
@SMU*	A	L	29-25
@SMU*	A	W	37-28
@Texas*	A	L	39-28
@Texas*	A	L	43-31
Texas A&M*	H	W	45-19
Texas A&M*	H	W	36-32
Rice*	H	W	52-29
Rice*	H	W	52-34
Phillips 66ers	H	L	39-33
@TCU*	A	W	38-35
@TCU*	A	W	43-21

* Southwest Conference games

1937-38

19-3, 11-1 (1st)

SWC champion

Coach: Glen Rose

Opponent	Site	W/L	Score
Staf-O-Life AAU	H	W	52-26
@Murray St.	A	L	43-40
Ole Miss @ Memphis	N	W	47-43
Ole Miss @ LR	N	W	48-46

All College Tournament — Oklahoma City, Okla.

NW Oklahoma St.	N	W	45-44
Central (Mo.) St.	N	W	43-36
SW Kansas St.	N	L	36-33
North Texas	N	W	32-21
@Texas A&M*	A	W	45-32
@Texas A&M*	A	W	33-22
Parks Clothiers AAU	H	W	28-25
Rice*	H	W	38-31
Rice*	H	W	59-37
Marianne (Ark.) AAU	H	W	57-25
TCU*	H	W	53-26
TCU*	H	W	57-38
Texas*	H	W	74-38
Texas*	H	W	42-37
@Baylor*	A	L	54-47
@Baylor*	A	W	54-45
SMU*	H	W	32-23
SMU*	H	W	34-26

* Southwest Conference games

1938-39

18-5, 9-3 (2nd)

Coach: Glen Rose

Opponent	Site	W/L	Score
SE Oklahoma St.	H	W	51-33
SE Oklahoma St.	H	W	36-21
Phillips 66ers	H	W	32-31
Drury College	H	W	44-21
Drury College	H	W	27-19
@Oklahoma	A	W	39-31
@Oklahoma	A	W	36-30
Parks Clothiers AAU	H	L	66-28

Sugar Bowl Classic — New Orleans, La.

Purdue	N	L	57-51
@Fort Smith Buick AAU	A	W	61-19

RECORDS SEASON-BY-SEASON RESULTS





@SMU*	A	L	47-31
@SMU*	A	L	32-19
@Texas*	A	L	41-37
@Texas*	A	W	65-41
Baylor*	H	W	46-38
Baylor*	H	W	40-36
@TCU*	A	W	44-32
@TCU*	A	W	51-38
Parks Clothiers AAU	H	W	48-45
Texas A&M*	H	W	61-42
Texas A&M*	H	W	66-38
@Rice*	A	W	50-45
@Rice*	A	W	40-35

**Southwest Conference games*

1939-40
12-10, 6-6 (4th)
Coach: Glen Rose

Opponent	Site	W/L	Score
SE Oklahoma St.	H	W	32-20
SE Oklahoma St.	H	L	26-25
Pittsburg (Kan.) St.	H	L	62-50
Pittsburg (Kan.) St.	H	W	49-42
Oklahoma	H	L	49-36
Oklahoma	H	W	40-38

All-College Tournament — Oklahoma City, Okla.

West Texas St.	N	W	48-43
Pittsburg (Kan.) St.	N	W	44-33
Oklahoma St.	N	L	32-26
Central (Mo.) St.	N	W	60-46
Texas*	H	L	52-33
Texas*	H	W	54-44
@Baylor*	A	L	40-24
@Baylor*	A	L	47-39
SMU*	H	W	75-40
SMU*	H	W	36-26
@Texas A&M*	A	W	37-25
@Texas A&M*	A	L	41-38
@Rice*	A	L	60-43
@Rice*	A	L	42-28
TCU*	H	W	59-45
TCU*	H	W	52-36

**Southwest Conference games*

1940-41
20-3, 12-0 (1st)
SWC champion
NCAA Final Four
Coach: Glen Rose

Opponent	Site	W/L	Score
Drury College	H	W	62-17
Drury College	H	W	46-20
@Murray St.	A	W	52-30
Southwestern (Tenn.)	H	W	58-35
Phillips 66ers @ LR	N	W	38-24
@Phillips 66ers	A	L	35-33
@Pittsburg (Kan.) St.	A	W	48-45
@Texas*	A	W	50-38
@Texas*	A	W	44-34
Texas A&M*	H	W	68-33
Texas A&M*	H	W	58-36
Pittsburg (Kan.) St.	H	W	71-45
Baylor*	H	W	62-48
Baylor*	H	W	36-31
Rice*	H	W	66-41
Rice*	H	W	48-43
Phillips 66ers @ Tulsa	N	L	31-26
@TCU*	A	W	67-42
@TCU*	A	W	66-43
@SMU*	A	W	40-23
@SMU*	A	W	40-32

NCAA Western Regional — Kansas City, Mo.

Wyoming	N	W	52-40
---------	---	---	-------

NCAA Final Four — Kansas City, Mo.

Washington St.	N	L	64-53
----------------	---	---	-------

**Southwest Conference games*

1941-42
19-4, 10-2 (T1st)
SWC champion
Coach: Glen Rose

Opponent	Site	W/L	Score
SE Oklahoma St.	H	W	30-19
SE Oklahoma St.	H	W	38-36
Central (Okla.) St.	H	W	43-23
Central (Okla.) St.	H	W	42-25

All-College Tournament — Oklahoma City, Okla.

Central (Mo.) St.	N	W	44-36
West Texas St.	N	L	54-41
SMU	N	W	52-22
East Central (Okla.)	N	W	54-28
@Phillips 66ers	A	L	34-33
SMU*	H	W	35-33
SMU*	H	W	36-34
@Rice*	A	L	51-38
@Rice	A	W	55-47
Tulsa	H	W	59-30
@Baylor*	A	W	53-43
@Baylor*	A	W	50-45
@Texas A&M*	A	W	47-45
@Texas A&M*	A	W	40-31
Texas*	H	W	42-34
Texas*	H	L	58-37
Tulsa	H	W	69-27
TCU*	H	W	41-33
TCU*	H	W	63-37

**Southwest Conference games*

1942-43
19-7, 8-4 (3rd)
Coach: Eugene Lambert

Opponent	Site	W/L	Score
Camp Crowder (Mo.)	H	W	43-31
East Central (Okla.)	H	W	50-35
Pittsburg (Kan.) St.	H	W	57-46
@Camp Crowder (Mo.)	A	W	40-29
@Drury College	A	W	42-29
@Southwest Missouri St.	A	W	47-31
Quachita College @ Fort Smith	N	W	44-29

All-College Tournament — Oklahoma City, Okla.

Texas Tech	N	W	43-38
Texas Wesleyan	N	W	52-46
Texas	N	W	66-44
TCU	N	L	37-25
@Phillips 66ers	A	L	48-27
Pittsburg (Kan.) St.	H	W	43-38
@St. Louis	A	L	43-37
@SMU*	A	W	39-35
@SMU*	A	W	36-29
Rice*	H	W	52-35
Rice*	H	L	41-37
Baylor*	H	W	68-35
Baylor*	H	W	40-38
@Texas*	A	L	45-31
@Texas*	A	L	48-35
Texas A&M*	H	W	74-49
Texas A&M*	H	L	67-52
@TCU*	A	W	33-23
@TCU*	A	W	54-39

**Southwest Conference games*

1943-44
16-8, 11-1 (T1st)
SWC champion
Coach: Eugene Lambert

Opponent	Site	W/L	Score
Conway (Ark.) AAU	H	W	60-33
Pittsburg (Kan.) St.	H	W	42-37
Springfield (Mo.) AAU	H	W	65-40
@Camp Chaffee (Ark)	A	W	58-52
@City College of New York	A	W	39-37
@Albright College	A	L	47-40
DePaul @ Buffalo, N.Y.	N	L	59-30
TCU*	H	W	71-50
TCU*	H	W	60-29
@Rice*	A	W	42-41
@Rice*	A	L	67-41
SMU*	H	W	68-58

SMU*	H	W	74-49
@Oklahoma St.	A	L	66-41
Oklahoma St. @ Oklahoma City	N	L	17-15
@Phillips 66ers	A	L	57-42
@Baylor*	A	W	45-28
@Baylor*	A	W	36-34
Texas*	H	W	59-48
Texas*	H	W	54-46
@Pittsburg (Kan.) St.	A	L	50-42
@Texas A&M*	A	W	70-35
@Texas A&M*	A	W	60-38
Champ Chaffee (Fort Smith)	H	L	58-42

**Southwest Conference games*

1944-45
17-9, 9-3 (2nd)
NCAA Final Four
Coach: Eugene Lambert

Opponent	Site	W/L	Score
@Pittsburg (Kan.) St.	A	W	45-33
Blytheville AAB (Ark.)	H	W	76-45
@City College of New York	A	W	59-47
@Westminster College (Pa.)	A	L	71-61

All-College Tournament — Oklahoma City, Okla.

Denver	N	W	50-36
Oklahoma	N	W	54-51
Oklahoma St.	N	L	43-34
Baylor*	H	W	94-28
Baylor*	H	W	90-30
Phillips 66ers	H	L	60-40
Oklahoma St. @ LR	N	W	41-38
Oklahoma St. @ El Dorado	N	L	49-40
@Texas*	A	L	49-40
@Texas*	A	W	74-38
@Rice*	A	L	57-46
@Rice*	A	L	69-56
@TCU*	A	W	37-33
@TCU*	A	W	60-35
Pittsburg (Kan.) St.	H	W	76-45
@SMU*	A	W	59-52
@SMU*	A	W	65-49
Texas A&M*	H	W	80-21
Texas A&M*	H	W	87-36
Phillips 66ers	H	L	62-34

NCAA Western Regional — Kansas City, Mo.

Oregon	N	W	79-76
--------	---	---	-------

NCAA Final Four — Kansas City, Mo.

Oklahoma St.	N	L	68-41
--------------	---	---	-------

**Southwest Conference games*

1945-46
16-7, 9-3 (2nd)
Coach: Eugene Lambert

Opponent	Site	W/L	Score
Camp Chaffee (Ark.)	H	W	76-35
Sedalia AAB (Mo.)	H	W	101-37
Western Kentucky @ LR	N	W	66-46
Western Kentucky @ LR	N	W	67-38
Memphis NATTC	H	W	52-47
@New York University	A	L	63-62
@Kentucky	A	L	67-42
Texas*	H	W	55-47
Texas*	H	W	90-63
@Baylor*	A	W	49-37
@Baylor*	A	L	40-28
Camp Hood (Texas)	H	W	62-53
SMU*	H	W	81-53
SMU*	H	W	74-56
Rice*	H	W	62-45
Rice*	H	W	68-25
TCU*	H	L	53-50
TCU*	H	W	58-36
@Oklahoma St.	A	L	53-29
Oklahoma St. @ Oklahoma City	N	L	46-31
Camp Robinson (Ark.)	H	W	64-53
@Texas A&M*	A	L	56-55
@Texas A&M*	A	W	53-43

**Southwest Conference games*

1946-47
14-10, 8-4 (T-2nd)
Coach: Eugene Lambert

Opponent	Site	W/L	Score
Tulsa	H	W	56-21
Southwest Missouri St. @ Joplin	N	W	62-55

Big Six Tournament — Kansas City, Mo.

Nebraska	N	W	57-46
Kansas	N	L	53-52
Kansas St.	N	L	56-41
@New York University	A	L	67-46
@St. Joseph's (Pa.)	A	W	46-36
@Pittsburg (Kan.) St.	A	L	53-52
Rice*	H	W	52-51
Rice*	H	W	66-53
@TCU*	A	W	54-39
@TCU*	A	W	63-53
University of Mexico	H	W	55-37
Oklahoma St. @ LR	N	L	42-38
Oklahoma St. @ Oklahoma City	N	L	49-44 (OT)
Central Arkansas	H	W	59-39
Baylor*	H	W	55-50
Baylor*	H	W	68-57
@SMU*	A	L	64-62
@SMU*	A	L	47-44
Texas A&M*	H	W	62-56
Texas A&M*	H	W	71-58
@Texas*	A	L	49-44
@Texas*	A	L	66-46

**Southwest Conference games*

1947-48
16-8, 8-4 (3rd)
Coach: Eugene Lambert

Opponent	Site	W/L	Score
Pittsburg (Kan.) St.	H	W	75-42
Culver-Stockton (Mo.)	H	W	68-36
@New York University	A	L	85-62
@LaSalle (Pa.)	A	L	69-58
North Texas	H	W	62-49

Los Angeles Tournament — Los Angeles, Calif.

Brightman Young	N	L	68-58
Loyola (Calif.)	N	W	60-47
Pepperdine	N	W	70-44

San Francisco Tournament — San Francisco, Calif.

@San Francisco	A	W	74-58
@Stanford	A	L	60-53
@Texas A&M*	A	W	58-51
@Texas A&M*	A	W	57-46
SMU*	H	W	47-40
SMU*	H	W	58-57
Alabama @ Memphis	N	W	42-35
@Arkansas St.	A	W	76-59
@Baylor*	A	L	42-38
@Baylor*	A	L	55-47
TCU*	H	W	37-30
TCU*	H	W	47-38
Texas*	H	W	54-40
Texas*	H	L	54-43
@Rice*	A	L	61-49
@Rice*	A	W	66-63 (OT)

**Southwest Conference games*

1948-49
15-11, 9-3 (T-1st)
SWC champion
NCAA Regional Semifinal (Sweet 16)
Coach: Eugene Lambert

Opponent	Site	W/L	Score
@Phillips 66ers	A	L	58-40
Oklahoma City	H	W	31-29
@Oklahoma St.	A	L	53-28
@Long Island University	A	L	56-42
@Conisus	A	L	60-51
@Kentucky	A	L	76-39
Pittsburg (Kan.) St.	H	W	79-53
Oklahoma St.	H	L	50-45
Tennessee @ Memphis	N	W	58-55
Baylor*	H	L	41-37
Phillips 66ers @ LR	N	L	58-32
@SMU*	A	W	54-45





John Frieberger was a captain in 1941 on Arkansas' first Final Four team.

@TCU*	A	W	41-36
Rice*	H	L	49-48
Texas A&M*	H	W	62-47
@Baylor*	A	W	52-46
@Texas*	A	W	60-54
Texas*	H	W	54-50
SMU*	H	W	47-39
TCU*	H	W	67-52
@Rice*	A	L	54-48
@Texas A&M*	A	W	61-46

District VI Playoffs

Rice	N	W	50-34
Arizona	N	W	65-44

NCAA Western Regional — Kansas City, Mo.

Oregon St.	N	L	56-38
Wyoming	N	W	61-48

*Southwest Conference games

1949-50

12-12, 8-4 (T-1st)

Coach: Presley Askew

Opponent	Site	W/L	Score
Pittsburg (Kan.) St.	H	W	59-41
@Oklahoma St.	A	L	43-41
@LSU	A	L	62-46
@Tulane	A	W	42-41
@Illinois	A	L	65-53
@Indiana	A	L	75-50
Oklahoma St. @ LR	N	L	44-36

All-College Tournament — Oklahoma City, Okla.

Alabama	N	W	41-33
Wyoming	N	L	40-26
Oklahoma St.	N	L	57-33
Kentucky @ LR	N	L	57-53
Texas*	H	W	60-51
@Texas A&M*	A	L	43-35

@Rice*	A	W	60-56
SMU*	H	W	63-55
Baylor @ LR*	N	L	60-49
@Texas*	A	W	51-37
@Baylor*	A	L	52-42
Pittsburg (Kan.) St. @ LR	N	W	41-36
Texas A&M*	H	W	52-46
TCU*	H	W	52-43
Rice*	H	W	61-38
@SMU*	A	L	57-48
@TCU*	A	W	45-39

*Southwest Conference games

1950-51

13-11, 7-5 (4th)

Coach: Presley Askew

Opponent	Site	W/L	Score
Arkansas Tech	H	W	50-45
Tulsa	H	W	59-46
@Oklahoma St.	A	L	55-53
@Tulsa	A	L	48-46
Oklahoma St.	H	L	44-33
@Missouri	A	L	54-32
Ole Miss @ Memphis	N	W	45-35
Ole Miss @ LR	N	L	45-41

All-College Tournament — Oklahoma City, Okla.

Tulsa	N	W	53-44
Alabama	N	W	46-34
Oklahoma St.	N	L	54-41
@TCU*	A	L	42-31
@SMU*	A	L	60-45
Texas*	H	L	50-42
Baylor*	H	W	69-55
@Texas A&M*	A	L	34-33
@Rice*	A	W	50-42
SMU*	H	W	50-48
Texas A&M*	H	W	45-38
LSU @ LR	N	W	64-50
@Baylor*	A	W	55-44
@Texas*	A	W	40-38
TCU*	H	L	52-42
Rice @ LR*	N	W	57-43

*Southwest Conference games

1951-52

10-14, 4-8 (T-6th)

Coach: Presley Askew

Opponent	Site	W/L	Score
Central (Mo.) College	H	W	52-42
Phillips 66ers	H	L	74-39
Ole Miss @ LR	N	W	66-58
Ole Miss @ Memphis	N	W	68-66
@Tulsa	A	L	48-44
@Mississippi St.	A	L	79-39
Missouri	H	W	49-43
Tulsa	H	L	66-48

SWC Tournament — Dallas, Texas

Texas A&M	N	L	49-46
SMU	N	L	54-40
Baylor	N	W	58-44
Texas A&M*	H	L	47-42
@Texas*	A	L	62-51
@Baylor*	A	W	54-38
Rice*	H	L	48-46
Pittsburg (Kan.) St.	H	W	53-37
TCU @ LR*	N	W	56-54
SMU*	H	L	54-50
@Rice*	A	L	59-55
@Texas A&M*	A	W	49-40
Baylor*	H	L	44-39
@SMU*	A	L	57-48
@TCU*	A	L	68-56
Texas*	H	W	45-44

*Southwest Conference games

1952-53

10-11, 4-8 (T-5th)

Coach: Glen Rose

Opponent	Site	W/L	Score
@Tulsa	A	L	69-50
Mississippi St.	H	W	102-71

@Missouri	A	W	64-63
Ole Miss @ LR	N	W	104-72

SWC Tournament — Dallas, Texas

Arizona	N	W	68-51
SMU	N	L	65-62
Baylor	N	W	59-54
Tulsa	H	L	61-50
@Texas A&M*	A	L	56-48
@Texas*	A	L	62-57
Rice*	H	W	87-68
Baylor*	H	W	49-47
Pittsburg (Kan.) St.	H	W	79-63
TCU*	H	L	49-46
@SMU*	A	W	71-66
@Rice*	A	L	70-45
Texas*	H	L	70-65
Texas A&M*	H	W	66-46
@Baylor*	A	L	74-68
@TCU*	A	L	65-63
SMU*	H	L	79-74

*Southwest Conference games

1953-54

13-9, 6-6 (T-3rd)

Coach: Glen Rose

Opponent	Site	W/L	Score
@Tulsa	A	L	51-50
Northwestern (La.) St.	H	W	71-62
@Washington (Mo.)	A	W	69-55
Missouri	H	W	64-63
Washington (Mo.) @ LR	N	W	68-50

SWC Tournament — Houston, Texas

TCU	N	W	60-50
Texas	N	L	66-65
SMU	N	L	70-66
Tulsa	H	W	55-49
Ole Miss @ Memphis	N	W	89-76
@Texas*	A	L	64-61
@Baylor*	A	L	63-59
SMU*	H	W	61-58
Rice*	H	L	80-55
Texas A&M*	H	W	80-55
@TCU*	A	W	66-59
@SMU*	A	L	92-68
TCU*	H	W	70-55
Baylor*	H	W	73-51
@Rice*	A	L	76-62
@Texas A&M*	A	W	67-54
Texas*	H	L	67-57

*Southwest Conference games

1954-55

14-9, 8-4 (T-2nd)

Coach: Glen Rose

Opponent	Site	W/L	Score
Northwestern (La.) St.	H	L	74-68
@Oklahoma City	A	W	81-76
@Tulsa	A	L	63-47
@Missouri	A	L	77-58
Ole Miss @ LR	N	W	74-64

SWC Tournament — Houston, Texas

Rice	N	W	73-66
Alabama	N	L	84-67
Texas A&M	N	W	74-70
Tulsa	H	W	68-60
TCU*	H	W	67-62
@Texas A&M*	A	L	62-59
@Rice*	A	W	83-61
Baylor*	H	W	73-63
Oklahoma City	H	W	55-52
SMU*	H	W	85-74
@Texas*	A	L	75-74
@Baylor*	A	W	75-72
Rice*	H	W	86-75
@Saint Louis	A	L	99-72
Texas*	H	W	79-74
@SMU*	A	L	83-69
Texas A&M*	H	L	73-63
@TCU*	A	W	110-89

*Southwest Conference games





1955-56
11-12, 9-3 (2nd)
Coach: Glen Rose

Opponent	Site	W/L	Score
SE Oklahoma St.	H	L	65-64
Tulsa	H	L	53-45
@Oklahoma St.	A	L	70-66 (OT)
@Oklahoma	A	L	69-59

SWC Tournament — Houston, Texas

SMU	N	L	67-62
Baylor	N	L	67-63
Texas A&M	N	W	80-49
Missouri	H	L	51-50
@Baylor*	A	W	85-64
@Texas*	A	W	70-67
Rice*	H	W	84-70
Texas A&M*	H	W	98-66
Ole Miss @ Memphis	N	W	85-69
@TCU*	A	W	74-72
SMU*	H	L	58-53
Baylor*	H	W	36-31
@Rice*	A	L	86-65
@Texas A&M*	A	W	61-52
Texas*	H	W	79-69
@SMU*	A	L	80-72
TCU*	A	W	90-71
@Tulsa	H	L	55-51
Saint Louis	H	L	68-66

*Southwest Conference games

1956-57
11-12, 5-7 (5th)
Coach: Glen Rose

Opponent	Site	W/L	Score
Oklahoma	H	W	59-55
@Wichita St.	A	L	64-47
@Tulsa	A	W	77-70
Oklahoma St.	H	L	59-50
@Missouri	A	L	72-52
Wichita St.	H	W	80-67

SWC Tournament — Houston, Texas

Texas	N	W	89-76
Rice	N	W	81-70
SMU	N	L	64-60
@Texas A&M*	A	W	73-65
@Rice*	A	L	78-68
Baylor*	H	L	52-51
Texas*	H	W	67-66
@Kansas St.	A	L	70-56
TCU*	H	W	62-58
@SMU*	A	L	69-55
Texas A&M*	H	W	63-46
Tulsa	H	W	52-43
@TCU*	A	L	64-57
Rice*	H	L	82-69
@Baylor*	A	L	67-61
@Texas*	A	W	70-54
SMU*	H	L	87-59

*Southwest Conference games

1957-58
17-10, 9-5 (T-1st)
SWC champion
NCAA Regional Semifinal (Sweet 16)
Coach: Glen Rose

Opponent	Site	W/L	Score
@Oklahoma	A	L	64-52
New Mexico St.	H	W	59-50
@Tulsa	A	W	79-61
Ole Miss @ LR	N	W	61-58
Kansas St.	H	L	63-48
Missouri	H	W	55-45

SWC Tournament — Houston, Texas

Texas	N	W	83-67
Rice	N	L	50-49
Texas Tech	N	W	71-67
@Texas*	A	W	57-55
@Baylor*	A	W	68-53
TCU*	H	W	65-49
Texas Tech*	H	W	58-55
Tulsa	H	W	50-43

Texas A&M*	H	W	67-51
@SMU*	A	L	49-46
@TCU*	A	W	56-46
Rice*	H	L	63-59
SMU*	H	W	65-63
@Texas Tech*	A	L	69-48
@Texas A&M*	A	L	66-57
@Rice*	A	L	61-59
Baylor*	H	W	79-55
Texas*	H	W	74-60

District VI Playoff — Shreveport, La.

SMU	N	W	61-55
-----	---	---	-------

NCAA Midwest Regional — Lawrence, Kan.

Oklahoma St.	N	L	65-40
Cincinnati	N	L	97-62

*Southwest Conference games

1958-59
9-14, 6-8 (T-5th)
Coach: Glen Rose

Opponent	Site	W/L	Score
@Missouri	A	L	74-71
Oklahoma	H	W	61-52
LSU @ Shreveport	N	L	67-58
Tulsa	H	L	54-52

SWC Tournament — Houston, Texas

SMU	N	L	65-64
Baylor	N	W	60-57
Texas Tech	N	L	72-62
Texas Tech*	H	W	61-57
@TCU*	A	L	52-45
Rice*	H	W	72-61
Texas A&M*	H	L	63-62
@Tulsa	A	L	61-54
@Baylor*	A	L	64-58
SMU*	H	L	59-50
@Texas*	A	W	77-74
@Rice*	A	L	68-62
TCU*	H	L	76-71
Baylor*	H	W	59-53
@Texas A&M*	A	W	72-71
@SMU*	A	L	56-51
Texas*	H	W	63-56
@Texas Tech*	A	L	80-69

*Southwest Conference games

1959-60
12-11, 7-7 (T-4th)
Coach: Glen Rose

Date	Opponent	UA/Opp Rank	Site	W/L	Score
12/4	Missouri		H	L	75-71
12/5	Oklahoma St.		H	W	54-50
12/7	Tulsa		H	W	65-51
12/12	Ole Miss @ LR		N	L	78-63
12/21	Centenary		H	W	75-55

SWC Tournament — Houston, Texas

12/28	Baylor		N	W	71-66
12/29	SMU		N	L	67-56
12/30	Texas		N	W	68-58
1/5	TCU*		H	W	74-60
1/9	@Baylor*		A	W90-83 (2 OT)	
1/11	@Texas*		A	L	72-66
1/16	Rice*		H	W	74-63
1/28	@Tulsa		A	L	78-65
2/2	@Texas Tech*		A	L	82-79
2/6	SMU*		H	L	72-70
2/9	Texas A&M*	nrr/12	H	L	77-68
2/13	@TCU*		A	W	66-61
2/16	Texas Tech*		H	W	78-55
2/20	@Texas A&M*	nrr/11	A	L	82-61
2/22	@Rice*		A	W	94-74
2/26	Texas*		H	L	71-57
2/29	Baylor*		H	W	83-74
3/2	@SMU*		A	L	93-82

*Southwest Conference games

1960-61
16-7, 9-5 (3rd)
Coach: Glen Rose

Date	Opponent	UA/Opp Rank	Site	W/L	Score
12/3	@Missouri		A	W	84-75
12/6	@Oklahoma St.		A	L	59-50 (OT)
12/8	North Texas		H	W	94-80
12/10	Ole Miss @ Blytheville		N	W	77-71
12/13	@Tulsa		A	L	64-59
12/17	Centenary		H	W	71-61
12/21	Alabama @ LR		N	W	83-76
12/22	Tennessee @ LR		N	W	89-76
1/4	@Texas*		A	L	68-58
1/7	SMU*		H	W	76-74
1/10	@Texas A&M*		A	L	81-62
1/14	Rice*		H	W	80-55
1/26	Tulsa		H	W	66-58
1/31	@Baylor*		A	W	74-58
2/4	TCU*		H	W	88-75
2/7	Texas Tech*		H	L	72-66
2/11	@Rice*		A	W	84-72
2/14	Texas*		H	W	74-59
2/18	@Texas Tech*		A	L	87-81
2/22	@TCU*		A	W	96-76
2/24	Baylor*		H	W	70-48
2/27	@SMU*		A	W88-82 (OT)	
3/2	Texas A&M*		H	L	70-68

*Southwest Conference games


1961-62
14-10, 5-9 (6th)
Coach: Glen Rose

Date	Opponent	UA/Opp Rank	Site	W/L	Score
12/1	@Kansas		A	L	85-74
12/4	Missouri		H	W	72-68
12/8	@North Texas		A	W	68-61
12/12	Oklahoma St.		H	W	63-54
12/14	Tulsa		H	W	87-59
12/16	Ole Miss @ LR		N	W	59-54
12/21	LSU @ Shreveport		N	W84-81 (OT)	

Poinsetta Classic — Greenville, S.C.

12/29	Clemson		N	W	62-60
12/30	Georgia Tech		N	W	72-42
1/3	Texas A&M*		H	W	64-59
1/6	@Texas*		A	L	73-59
1/9	SMU*		H	L	77-70
1/12	@TCU*		A	W	64-61
1/24	@Tulsa		A	W	99-77
1/30	Rice*		H	W	104-84
2/3	Texas Tech*		H	L	66-64
2/6	@Baylor*		A	L	76-60
2/10	TCU*		H	W	90-80
2/13	@Rice*		A	L	63-55
2/17	@Texas Tech*		A	L	76-64
2/20	Baylor*		H	W	76-75
2/23	@Texas A&M*		A	L	89-79
2/27	Texas*		H	L	61-60
3/6	@SMU*		A	L	84-81

*Southwest Conference games



Terry Day led the Razorbacks in scoring (12.5) and rebounding (9.0) in 1957.



1962-63

13-11, 8-6 (4th)

Coach: Glen Rose

Date	Opponent	UA/Opp Rank	Site	W/L	Score
12/3	Kansas		H	W	64-62 (OT)
12/8	@Missouri		A	W	70-61
12/11	@Oklahoma St.		A	L	46-45 (OT)
12/13	Tulsa		H	L	76-68
12/15	Ole Miss @ Blytheville		N	W	90-60
12/19	LSU @ LR		N	L	72-70

All-College Tournament — Oklahoma City, Okla.

12/27	Loyola (Chicago)		N	L	81-62
12/28	Toledo		N	W	58-55
12/29	Creighton		N	W	73-61
1/3	@SMU*		A	W	73-71
1/5	Texas*		H	L	69-63
1/8	@TCU*		A	W	81-59
1/12	@Rice*		A	L	85-70
1/31	@Tulsa		A	L	68-66
2/2	Texas A&M*		H	W	66-55
2/5	@Texas Tech*		A	L	80-75
2/9	Baylor*		H	W	75-65
2/12	Rice*		H	L	69-65
2/16	@Texas A&M*		A	L	80-78
2/19	Texas Tech*		H	W	83-78
2/23	@Baylor*		A	W	67-61
2/26	SMU*		H	W	82-79
3/1	@Texas*		A	L	99-86
3/5	TCU*		H	W	104-94

*Southwest Conference games

1963-64

9-14, 6-8 (6th)

Coach: Glen Rose

Date	Opponent	UA/Opp Rank	Site	W/L	Score
11/30	Southwestern Louisiana		H	W	71-65
12/2	Missouri		H	L	76-74
12/4	@Kansas		A	L	73-60
12/9	Oklahoma St.		H	L	74-65
12/14	@Vanderbilt		A	L	101-77
12/20	Lamar Tech		H	W	86-80

Gulf States Classic — Shreveport, La.

12/27	Tennessee		N	L	77-57
12/28	Ole Miss		N	W	76-68
1/4	@Texas Tech*		A	L	93-84
1/7	Texas*		H	W	58-53
1/11	@TCU*		A	W	66-60
1/25	@Tulsa		A	L	95-86
1/27	@Baylor*		A	W	74-70
2/4	Rice*		H	L	76-63
2/8	@Texas A&M*		A	L	72-64
2/11	SMU*		H	W	83-71
2/15	Baylor*		H	W	73-61
2/18	@Rice*		A	L	77-69
2/22	Texas A&M*		H	L	60-57
2/25	@SMU*		A	L	86-71
2/29	Texas Tech*		H	L	87-86
3/3	@Texas*		A	L	80-67
3/5	TCU*		H	W	108-88

*Southwest Conference games

1964-65

9-14, 5-9 (5th)

Coach: Glen Rose

Date	Opponent	UA/Opp Rank	Site	W/L	Score
12/1	Kansas	nr/18	H	L	65-60
12/5	@Missouri		A	L	81-71
12/9	Oklahoma St.		H	L	66-52
12/12	Hardin-Simmons		H	W	68-63
12/15	Tulsa		H	W	65-64

Great South Classic — Shreveport, La.

12/29	Ole Miss		N	W	82-48
12/30	VMI		N	L	72-70
1/5	@TCU*		A	W	88-70
1/9	@Texas Tech*		A	L	93-78
1/12	Rice*		H	W	79-61
1/16	@Baylor*		A	L	84-75
1/28	@Mississippi St.		A	W	84-69
1/29	@Georgia Tech		A	L	93-83
2/3	Texas A&M*		H	L	82-79
2/6	SMU*		H	L	84-76

2/9	@Texas*		A	L	81-65
2/13	TCU*		H	W	96-72
2/16	Baylor*		H	W	78-73
2/20	@Texas A&M*		A	L	91-77
2/23	Texas @ LR*		N	L	74-72
2/27	@Rice*		A	W	77-64
3/2	Texas Tech*		H	L	87-80
3/4	@SMU*		A	L	88-75

*Southwest Conference games

1965-66

13-10, 7-7 (4th)

Coach: Glen Rose

Date	Opponent	UA/Opp Rank	Site	W/L	Score
12/1	@Kansas	nr/8	A	L	81-52
12/4	Missouri		H	W	75-62
12/7	Oklahoma St.		H	W	55-52
12/13	@Centenary		A	W	90-61
12/18	Texas-Arlington		H	W	78-64

Sun Bowl Classic — El Paso, Texas

12/29	Iowa	nr/4	N	L	77-75
12/30	Loyola (La.)		N	W	67-57
1/4	@TCU*		A	L	88-85
1/8	Texas Tech*		H	W	74-65
1/11	@Texas A&M*		A	L	75-72
1/15	Texas*		H	W	93-82
1/27	Mississippi St. @ LR		N	W	69-61
1/28	@Georgia Tech		A	L	88-75
2/2	SMU*		H	L	78-74
2/5	Baylor*		H	W	78-59
2/8	@Rice*		A	W	76-71
2/12	@Baylor*		A	L	82-71
2/15	Rice*		H	W	73-67
2/19	@SMU*		A	L	67-66
2/22	TCU*		H	W	91-73
2/25	@Texas Tech*		A	L	79-74
3/1	@Texas*		A	L	74-70
3/3	Texas A&M*		H	W	94-71

*Southwest Conference games

1966-67

6-17, 4-10 (T-7th)

Coach: Duddy Waller

Date	Opponent	UA/Opp Rank	Site	W/L	Score
12/1	Kansas		H	L	73-57
12/3	@Missouri		A	L	73-66
12/7	@Oklahoma St.		A	W	51-46
12/12	Centenary		H	L	81-80

Memphis Tournament — Memphis, Tenn.

12/16	Memphis		A	L	43-36
12/17	Oklahoma St.		N	L	50-43

Los Angeles Holiday Classic — Los Angeles, Calif.

12/28	Southern Cal		A	L	70-67
12/29	Arizona		N	W	65-61
12/30	Michigan		N	L	82-72
1/3	@Texas*		A	L	71-62
1/7	Texas Tech*		H	W	70-65
1/10	@Baylor*		A	L	65-53
1/14	Texas A&M @ LR*		N	W	47-46
1/17	SMU*		H	L	69-59
1/28	@TCU*		A	L	78-61
1/31	@Rice*		A	L	60-56
2/11	Texas*		H	L	67-61
2/14	@Texas A&M*		A	L	60-53
2/18	Rice*		H	W	66-63
2/21	@SMU*		A	L	69-66
2/25	TCU*		H	W	83-78
2/28	@Texas Tech*		A	L	73-59
3/2	Baylor*		H	L	68-55

*Southwest Conference games

1967-68

10-14, 7-7 (5th)

Coach: Duddy Waller

Date	Opponent	UA/Opp Rank	Site	W/L	Score
12/2	Missouri		H	L	74-52
12/5	Oklahoma St.		H	L	61-52
12/9	Ole Miss @ LR		N	W	64-62
12/11	@Centenary		A	W	85-65
12/19	Centenary @ LR		N	W	90-82

Date	Opponent	UA/Opp Rank	Site	W/L	Score
12/21	@Alabama		A	L	82-65
All-College Tournament — Oklahoma City, Okla.					
12/28	Auburn		N	L	65-58
12/29	Fordham		N	L	80-73
12/30	Idaho St.		N	L	77-75
1/3	Texas A&M*		H	W	75-70
1/6	@Rice*		A	L	73-61
1/9	@Baylor*		A	L	80-69
1/13	Texas @ LR*		H	W	85-80
1/25	@Oklahoma City		A	L	92-90
1/30	TCU*		H	W	68-67
2/3	@SMU*		A	W	70-68
2/6	Texas Tech*		H	W	61-56
2/10	@TCU*		A	L	77-75
2/13	@Texas Tech*		A	L	74-72
2/17	SMU*		H	L	95-87
2/20	@Texas A&M*		A	L	71-67
2/24	Rice*		H	W	78-65
2/27	Baylor*		H	L	71-64
3/2	@Texas*		A	W	74-73

*Southwest Conference games

1968-69

10-14, 4-10 (8th)

Coach: Duddy Waller

Date	Opponent	UA/Opp Rank	Site	W/L	Score
11/30	Missouri		H	L	60-59
12/3	@Oklahoma St.		A	L	73-68
12/7	@Ole Miss		A	L	65-61 (OT)
12/9	@Centenary		A	W	79-50
12/14	Texas-Arlington		H	W	80-69
12/17	Centenary		H	W	79-50
12/21	Alabama @ LR		N	W	52-48

Little Rock Classic — Little Rock, Ark.

12/27	Texas-Arlington		N	W	87-78
12/28	Centenary		N	W	56-48
1/7	@Rice*		A	W	67-62
1/11	Texas A&M*		H	L	73-68
1/13	@Texas*		A	L	67-59
1/24	Oklahoma City		H	L	84-73
1/28	Baylor*		H	L	74-72
2/1	@TCU*		A	L	85-79
2/4	Texas Tech*		H	W	64-53
2/8	@SMU*		A	L	84-69
2/11	TCU*		H	W	63-47
2/15	SMU @ LR*		N	L	76-68
2/18	@Texas Tech*		A	L	59-57
2/22	Rice*		H	L	74-67
2/25	@Texas A&M*		A	L	79-66
3/1	@Baylor*		A	L	66-54
3/4	Texas*		H	W	69-65

*Southwest Conference games

Lineup Name	Pts.	Rebs.
5-11 Sr. G Benton Cone	9.8	2.7
6-3 Jr. G Robert McKenzie	13.5	5.0
6-4 Jr. G/F Ricky Tanneberger	9.8	5.4
6-5 Jr. F James Eldridge	13.7	7.1
6-5 Sr. F Gary Stephens	9.6	6.7

1969-70

5-19, 3-11 (8th)

Coach: Duddy Waller

Date	Opponent	UA/Opp Rank	Site	W/L	Score
12/1	@Missouri		A	L	58-51
12/5	Oklahoma St.		H	L	

ARKANSAS

28 NCAA TOURNAMENT BIDS



2/8	@Baylor*	A	L	93-84
2/12	TCU*	H	L	98-90
2/15	@Texas A&M*	A	L	86-85
2/19	SMU*	H	W	88-74
2/22	Texas*	H	L	92-86
2/26	@Texas Tech*	A	L	86-85
2/29	Baylor*	H	W	131-109
3/4	@Rice*	A	W	113-108

*Southwest Conference games

Lineup				
Name		Pts.	Rebs.	
6-2	Sr. G Joel Heider	4.7	2.3	
6-4	Jr. G Martin Terry	24.3	5.4	
6-8	So. C Dean Tolson	15.5	9.9	
6-6	Sr. F Vernon Murphy	11.8	5.3	
6-7	Jr. F Doug Campbell	6.6	5.5	

1972-73

16-10, 9-5 (T-2nd)

Coach: Lanny Van Eman

Date	Opponent	UA/Opp Rank	Site	W/L	Score
12/2	@Rockhurst		A	W	87-76
12/4	Missouri Western		H	W	85-81
12/6	Illinois St.		H	L	81-67
12/9	@Tulane		A	W	87-83
12/11	Indiana St.		H	W	80-75
12/13	Georgia St.		H	W	70-39
12/23	Memphis @ LR		N	L	87-86

Razorback Classic — Little Rock, Ark.

12/29	Cornell	N	L	78-77
12/30	Southern Illinois	N	W	97-96
1/4	Centenary	H	L	80-72
1/6	Missouri-St. Louis	H	W	104-78
1/9	Tulsa	H	L	85-81
1/13	Texas A&M*	H	W	84-73
1/20	@Texas*	A	W	76-72
1/23	Baylor*	H	L	76-70
1/27	TCU*	H	W	90-75
1/30	@SMU*	A	L	110-94
2/3	Rice*	H	W	90-69
2/6	@Texas Tech*	A	L	73-64
2/10	@Texas A&M*	A	L	108-82
2/13	Texas*	H	W	86-74
2/17	@Baylor*	A	W	76-74
2/20	@TCU*	A	W	96-94
2/24	SMU*	H	W	103-96
2/27	Texas Tech*	H	L	64-63
3/3	@Rice*	A	W	105-79

*Southwest Conference games

Lineup				
Name		Pts.	Rebs.	
6-2	Sr. G Jody Bass	8.5	2.4	
6-2	So. G Rickey Medlock	5.6	2.0	
6-4	Sr. G Martin Terry	28.3	3.7	
6-8	Jr. C Dean Tolson	17.6	12.4	
6-7	Sr. F Doug Campbell	10.2	7.2	

1973-74

10-16, 6-8 (5th)

Coach: Lanny Van Eman

Date	Opponent	UA/Opp Rank	Site	W/L	Score
11/30	@UCLA	nr/1	A	L	101-79
12/1	@Cal.-S. Barbara		A	L	109-80
12/3	Western Kentucky		H	L	102-100
12/5	Tennessee-Martin		H	W	80-68
12/8	Wabash		H	W	83-77
12/10	@Ole Miss		A	L	117-66
12/22	@Tulsa		A	L	95-72

Razorback Classic — Little Rock, Ark.

12/28	VMI	N	W	96-86
12/29	Pittsburgh	N	L	91-83
1/3	Centenary	H	L	98-96
1/5	@Indiana St.	A	L	92-82
1/8	Tulane	H	W	89-73
1/12	Texas Tech*	H	L	80-77
1/19	@Rice*	A	L	77-69
1/22	SMU*	H	W	89-88
1/26	@TCU*	A	W	86-74
1/29	@Baylor*	A	L	94-68
2/2	Texas*	H	L	96-81

2/5	@Texas A&M*	A	L	86-80 (OT)
2/9	Rice*	H	W	106-81
2/12	@Texas Tech*	A	L	89-83
2/16	@SMU*	A	L	95-87
2/19	TCU*	H	W	109-99
2/23	Baylor*	H	W	92-62
2/26	@Texas*	A	L	99-82
3/2	Texas A&M*	H	W	97-86

*Southwest Conference games

Lineup				
Name		Pts.	Rebs.	
6-1	So. G Robert Birden	7.7	2.2	
6-3	Jr. G Rickey Medlock	16.2	6.2	
6-8	Sr. C Dean Tolson	22.5	13.2	
6-7	So. F Jack Schulte	11.3	6.5	
6-7	Sr. F Dennis White	13.6	8.7	

1974-75

17-9, 11-3 (2nd)

Coach: Eddie Sutton

Date	Opponent	UA/Opp Rank	Site	W/L	Score
11/30	Rockhurst		H	W	78-61
12/4	@Mississippi St.		A	W	75-72
12/7	@Western Kentucky		A	L	74-63
12/9	Ole Miss		H	L	84-73
12/12	Hofstra		H	W	63-58
12/21	Tulsa		H	L	64-60
12/23	@Oklahoma City		A	L	79-77
1/4	MacMurry (Ill.)		H	W	100-66
1/11	@Centenary		A	L	74-72
1/13	Oklahoma City		H	W	84-75
1/15	Western Illinois		H	W	88-51
1/18	@Kansas St.	A	L	73-71 (2OT)	
1/21	Texas Tech*	H	W	65-62	
1/25	@SMU*	A	W	73-69	
1/28	@Rice*	A	W	74-67	
2/1	@Baylor*	A	L	73-69	
2/4	Texas*	H	W	56-52	
2/8	Texas A&M*	H	W	95-89 (2OT)	
2/11	@TCU*	A	W	70-61	
2/15	@Texas A&M*	A	L	62-60	
2/18	TCU*	H	W	81-57	
2/22	@Texas Tech*	A	L	63-55	
2/25	Rice*	H	W	86-51	
3/1	SMU*	H	W	72-50	
3/4	@Texas*	A	W	68-56	
3/8	Baylor*	H	W	83-64	

*Southwest Conference games

Lineup				
Name		Pts.	Rebs.	
6-1	Jr. G Robert Birden	10.7	1.9	
6-3	Sr. G Rickey Medlock	12.9	2.9	
6-4	Jr. G Charles Terry	10.6	5.6	
6-5	Sr. F Kent Allison	15.1	8.2	
6-8	Jr. C Daryll Saulsberry	5.8	3.7	

1975-76

19-9, 9-7 (4th)

Coach: Eddie Sutton

Date	Opponent	UA/Opp Rank	Site	W/L	Score
12/3	Southwest Missouri St.		H	W	83-57
12/6	Tulane @ LR		N	W	67-55
12/8	@Air Force		A	L	59-58
12/12	Boise St.		H	W	72-56
12/13	Oklahoma @ LR		N	W	64-56
12/20	@Oklahoma City		A	W	84-63
12/30	Eastern New Mexico		H	W	102-55
1/3	Indiana St.		H	W	91-71
1/5	Houston*		H	W	92-47
1/8	SMU*		H	L	82-81
1/12	@Houston*		A	L	72-71
1/14	@Rice*		A	W	80-62
1/17	TCU*		H	W	100-65
1/20	@Texas*		A	L	59-57
1/24	Texas A&M*	H	W	93-91 (2OT)	
1/26	@Baylor*	A	L	84-81	
1/28	Texas Tech*	H	W	92-86 (2OT)	
1/31	@SMU*		A	L	82-76
2/3	@Texas Tech*		A	L	86-78
2/7	@Western Illinois		A	W	75-72 (OT)

2/11	Rice*	H	W	111-68
2/14	@TCU*	A	W	83-66
2/18	Texas @ LR*	N	W	75-68
2/21	@Texas A&M*	A	L	70-69
2/24	Baylor*	H	W	86-64

SWC Tournament — Fayetteville, Ark.

2/28	TCU	H	W	81-65
------	-----	---	---	-------

SWC Tournament — Dallas, Texas

3/4	SMU	H	W	74-70
3/5	Texas A&M	H	L	70-63

*Southwest Conference games

Lineup				
Name		Pts.	Rebs.	
6-1	Sr. G Robert Birden	7.4	2.1	
6-4	So. G Ron Brewer	11.9	3.8	
6-4	Fr. G Sidney Moncrief	12.6	7.6	
6-8	Sr. C Daryll Saulsberry	14.7	5.6	
6-4	So. F Marvin Delph	16.3	7.0	

1976-77

26-2, 16-0 (1st)

SWC champion

SWC Tournament champion

NCAA First Round

Final Ranking: No. 18 (AP)

Coach: Eddie Sutton

Date	Opponent	UA/Opp Rank	Site	W/L	Score
11/27	Air Force @ LR		N	W	72-54
11/29	Cal.-Hayward		H	W	89-59
12/1	@Southwest Mo. St.		A	W	72-71
12/4	So. Colorado		H	W	91-43
12/11	Oklahoma City		H	W	71-60
12/18	@Kansas	19/nr	A	W	67-63
12/20	Kansas St.	19/nr	H	W	80-65
12/23	@Tulsa	18/nr	A	W	81-66
12/30	Memphis @ LR	17/nr	N	L	69-62
1/4	@Texas Tech*	18/nr	A	W	41-38
1/8	Houston*	18/nr	H	W	81-70
1/10	Texas Tech*	18/nr	H	W	60-53
1/15	@Rice*	16/nr	A	W	72-45
1/18	TCU*	17/nr	H	W	62-45
1/22	@Texas*	17/nr	A	W	86-58
1/24	Texas A&M*	17/nr	H	W	72-58
1/27	@SMU*	15/nr	A	W	77-59
1/29	@Baylor*	15/nr	A	W	68-59
2/2	SMU*	14/nr	H	W	81-58
2/5	@Houston*	14/nr	A	W	82-80
2/7	@Tulane	14/nr	A	W	76-73
2/10	Baylor*	13/nr	H	W	77-57
2/12	Rice @ LR*	11/nr	N	W	78-51
2/15	@TCU*	11/nr	A	W	79-64
2/19	Texas*	11/nr	H	W	73-61
2/22	@Texas A&M*	6/nr	A	W	63-62

SWC Tournament — Houston, Texas

3/5	Houston	6/nr	A	W	80-74
-----	---------	------	---	---	-------

NCAA Midwest Regional — Norman, Okla.

3/12	Wake Forest	8/nr	N	L	86-80
------	-------------	------	---	---	-------

*Southwest Conference games

Lineup				
Name		Pts.	Rebs.	
6-4	Jr. G Ron Brewer	17.0	3.1	
6-4	So. G Sidney Moncrief	15.4	8.4	
6-10	Sr. C Steve Stroud	4.5	4.7	
6-7	Jr. F Jim Counce	5.1	4.4	
6-4	Jr. F Marvin Delph	19.7	5.5	

1977-78

32-4, 14-2 (T-1st)

SWC champion

NCAA Final Four

Final Ranking: No. 5 (AP)/No. 6 (UPI)

Coach: Eddie Sutton

Date	Opponent	UA/Opp Rank	Site	W/L	Score
11/26	Southwest Mo. St. 7/nr		H	W	65-47
11/28	Miss. St. @ LR	7/nr	N	W	94-61
12/1	@Hawaii	7/nr	A	W	79-60
12/2	@Hawaii	7/nr	A	W	78-53
12/8	Rockhurst	6/nr	H	W	99-63
12/10	@Oklahoma	6/nr	A	W	64-53
12/19	Hardin-Simmons	4/nr	H	W	86-55

12/22	Kansas @ LR	4/nr	N	W	78-72
12/29	@LSU	3/nr	A	W	67-62
12/31	@Memphis	3/nr	A	W	95-70
1/4	Hofstra @ PB	3/nr	N	W	95-70
1/8	Houston*	3/nr	H	W	84-65
1/9	Missouri-St. Louis	3/nr	H	W	87-65
1/12	@Rice*	3/nr	A	W	69-60
1/14	@Texas*	3/nr	A	L	75-69
1/17	Texas A&M*	6/nr	H	W	84-68
1/21	TCU @ LR*	6/nr	N	W	43-35
1/23	@Baylor*	6/nr	A	W	56-55 (OT)
1/25	SMU*	4/nr	H	W	72-65
1/28	@Texas Tech*	4/nr	A	W	54-49
2/1	Texas*	2/12	H	W	75-71
2/4	Rice*	2/nr	H	W	69-48
2/7	@Texas A&M*	2/nr	A	W	80-79
2/11	@TCU*	2/nr	A	W	

3/17	Indiana St.	5/1	N	L	73-71
*at Greensboro, N.C.					
*Southwest Conference games					

Lineup					
Name		Pts.	Rebs.	Assts.	
6-4	Sr. G Sidney Moncrief	22.0	9.6	2.7	
6-2	So. G U.S. Reed	11.8	3.2		
6-11	Sr. C Steve Schall	10.8	5.9		
6-9	Fr. F Scott Hastings	8.3	4.6		
6-7	Jr. F Alan Zahn	6.6	4.7		

1979-80

21-8, 13-3 (2nd)

NCAA First Round

Coach: Eddie Sutton

Date	Opponent	UA/Opp Rank	Site	W/L	Score
12/1	Loyola-California		H	W	76-66
12/3	Centenary		H	W	65-53
12/5	Mo.-St. Louis		H	W	79-50
12/8	@Centenary		A	W	70-62
12/15	Ole Miss @ LR	20/nr	N	W	67-59
12/17	Oklahoma City	20/nr	H	W	86-68
12/20	LSU @ LR	20/nr	N	L	56-55
12/28	@Memphis	19/nr	A	L	74-67
12/30	Kansas St. @ PB	19/nr	N	L	66-57
1/3	SMU*		H	W	84-69
1/5	Northeast La. @ PB		N	W	74-51
1/8	@TCU*		A	W	70-58
1/12	@Texas*		A	W	55-50
1/15	Baylor*		H	W	71-57
1/19	Houston*		H	W	60-57
1/22	@Texas A&M*		A	L	45-39
1/26	Rice*		H	W	73-64
1/28	@Texas Tech*		A	W	71-69 (OT)
2/2	Texas*		H	W	60-59
2/4	TCU*		H	W	74-47
2/7	@Baylor*		A	W	70-51

2/9	@Houston	A	L	90-84 (3OT)
2/12	Texas A&M*	H	W	45-44
2/16	@Rice*	A	W	77-73
2/18	@SMU*	A	L	62-58
2/22	Texas Tech*	H	W	84-60

SWC Tournament — San Antonio, Texas				
2/28	Texas	N	W	64-62
2/29	Texas A&M	N	L	52-50

NCAA Midwest Regional — Lincoln, Neb.				
3/6	Kansas St.	N	L	71-53

*Southwest Conference games

Lineup					
Name		Pts.	Rebs.	Assts.	
6-2	Jr. G Keith Hilliard	4.1	1.7		
6-2	Jr. G U.S. Reed	14.0	3.7		
6-5	So. G/F Brad Friess	4.9	2.1		
6-10	So. F Scott Hastings	16.2	6.7		
6-7	Sr. F/C Alan Zahn	9.6	5.7	2.6	

1980-81

24-8, 13-3 (1st)

SWC champion

NCAA Regional Semifinal (Sweet 16)

Final Ranking: No. 20 (AP)

Coach: Eddie Sutton

Date	Opponent	UA/Opp Rank	Site	W/L	Score
Great Alaska Shootout — Anchorage, Alaska					
11/29	Missouri	20/11	N	W	81-73
11/30	LSU	20/12	N	W	86-76
12/1	North Carolina	20/13	N	L	64-58
12/3	Southwest Mo. St.	11/nr	H	W	98-65
12/6	@Michigan	11/nr	A	L	78-65
12/13	Oklahoma City	17/nr	H	W	76-70
12/16	Centenary	19/nr	H	W	78-64
12/20	Eastern Ky. @ LR	19/nr	N	W	80-74
12/22	So. Miss. @ PB	19/nr	N	W	76-68
12/27	Kansas St. @ KC	17/nr	N	L	47-46 (OT)

12/30	Nebraska @ LR	N	W	64-52	
1/3	@SMU*	A	W	92-50	
1/7	Alaska-Anchorage @ PB	N	W	92-58	
1/10	TCU*	H	W	85-51	
1/12	Texas*	H	L	62-60	
1/17	@Baylor*	A	L	67-58	
1/19	@Houston*	A	L	57-54	
1/24	Texas A&M*	H	W	52-47	
1/26	@Rice*	A	W	57-52	
1/28	Texas Tech*	H	W	60-35	
2/3	@Texas*	A	W	54-48	
2/7	@TCU*	A	W	63-48	
2/14	Baylor*	H	W	67-50	
2/14	Houston*	H	W	70-55	
2/17	@Texas A&M*	A	W	65-61	
2/21	Rice*	H	W	75-59	
2/24	SMU*	18/nr	H	W	47-33
2/28	@Texas Tech*	18/nr	A	W	64-61

SWC Tournament — San Antonio, Texas					
3/2	Texas	15/nr	N	L	76-73

NCAA Midwest Regional — Austin, Texas					
3/12	Mercer	20/nr	N	W	73-67
3/14	Louisville	20/12	N	W	74-73

NCAA Midwest Regional — New Orleans, La.					
3/20	LSU	20/4	N	L	72-56

*Southwest Conference games

Lineup					
Name		Pts.	Rebs.	Assts.	
6-2	Sr. G U.S. Reed	13.0	4.1		
6-4	So. G Darrell Walker	11.3	4.5	3.3	
6-10	Jr. C Scott Hastings	16.3	5.4		
6-6	Jr. F Tony Brown	4.8	2.8		
6-6	Jr. F Keith Peterson	8.4	5.2		

1981-82

23-6, 12-4 (1st)

SWC champion

SWC Tournament champion

NCAA First Round

Final Ranking: No. 12 (AP)/No. 13 (UPI)

Coach: Eddie Sutton

Date	Opponent	UA/Opp Rank	Site	W/L	Score
11/28	Michigan	18/nr	H	W	83-72
11/30	@UT-San Antonio	18/nr	A	W	71-42
12/3	San Diego St. @ PB13/nr		N	W	85-68
12/10	Wisconsin-Parkside	11/nr	H	W	84-59
12/12	Centenary	11/nr	H	W	87-60
12/19	Biscayne @ LR	9/nr	N	W	91-61
12/22	So. Miss. @ PB	6/nr	N	W	63-54
12/30	Kent St. @ LR	5/nr	N	W	91-49
1/2	@Texas Tech*	5/nr	A	L	79-74
1/6	SMU*	11/nr	H	W	68-48
1/9	@Nebraska	11/nr	A	W	51-50
1/13	@TCU*	9/nr	A	W	62-59
1/16	@Texas*	9/19	A	L	87-73
1/19	Baylor*	15/nr	H	W	70-58
1/23	Houston*	15/19	H	W	67-66
1/26	@Texas A&M*	12/nr	A	W	64-63
1/29	Rice*	12/nr	H	W	60-54
1/31	Wake Forest @ LR12/18		N	L	49-48
2/6	Texas*	14/12	H	W	62-55 (OT)
2/8	TCU*	14/nr	H	W	79-69
2/11	@Baylor*	8/nr	A	L	56-55 (OT)
2/13	@Houston*	8/nr	A	L	55-53
2/15	Texas A&M*	8/nr	H	W	92-75
2/10	@Rice*	17/nr	A	W	72-65 (OT)
2/24	@SMU*	15/nr	A	W	54-53
2/27	Texas Tech*	15/nr	H	W	67-61

SWC Tournament — Dallas, Texas					
3/5	TCU	14/nr	N	W	80-70
3/6	Houston	14/nr	N	W	84-69

NCAA Midwest Regional — Dallas, Texas					
3/14	Kansas St.	12/nr	N	L	65-64

*Southwest Conference games

Lineup					
Name		Pts.	Rebs.	Assts.	
6-3	Jr. G Darrell Walker	14.8	5.2	3.5	
6-10	Sr. C Scott Hastings	18.6	6.0		
6-6	Sr. F Keith Peterson	7.3	3.8		
6-6	Sr. F Tony Brown	10.0	3.2		
6-5	Sr. F Brad Friess	4.1	2.3		

1982-83

26-4, 14-2 (2nd)

NCAA Regional Semifinal (Sweet 16)

Final Ranking: No. 9 (AP & UPI)/No. 10 (ESPN/USA Today)

Coach: Eddie Sutton

Date	Opponent	UA/Opp Rank	Site	W/L	Score
11/27	Southeast Mo. St.	17/nr	H	W	74-57
12/1	Texas-San Antonio	16/nr	H	W	78-59
12/4	@Centenary	16/nr	A	W	79-51
12/6	SW Mo. St. @ LR	16/nr	N	W	87-66
12/15	Alabama St.	13/nr	H	W	108-65
12/18	Northeast La.	13/nr	H	W	89-76
12/21	So. Miss. @ PB	12/nr	N	W	64-62
12/28	@St. Peter's	11/nr	A	W	52-48
1/3	Nebraska @ LR	11/nr	N	W	64-58
1/5	Mercer @ PB	10/nr	N	W	83-62
1/8	Baylor*	10/nr	H	W	65-60
1/13	@Texas A&M*	7/nr	A	W	66-64
1/15	@SMU*	7/nr	A	W	63-56
1/19	TCU*	4/nr	H	W	69-55
1/22	@Houston*	4/14	A	L	75-60
1/24	Texas*	4/nr	H	W	83-64
1/26	@Texas Tech*	12/nr	A	W	62-59
1/30	Wake Forest+	12/19	N	W	68-65
2/2	Rice*	9/nr	H	W	70-43
2/7	@Baylor*	9/nr	A	W	81-66
2/12	Texas A&M*	8/nr	H	W	62-55
2/14	SMU*	8/nr	H	W	71-61
2/19	@TCU*	7/nr	A	W	64-56
2/23	@Texas*	6/nr	A	W	84-67
2/26	Texas Tech*	6/nr	H	W	77-63
3/3	Houston*	5/nr	H	L	74-66
3/5	@Rice*	5/nr	A	W	82-55



Keith Peterson (No. 42) and Scott Hastings (right) cut down nets after winning conference titles in 1981 and 1982.



RECORDS SEASON-BY-SEASON RESULTS

ARKANSAS

28 NCAA TOURNAMENT BIDS



RECORDS SEASON-BY-SEASON RESULTS

SWC Tournament — Dallas, Texas

3/10	TCU	6/nr	N	L	61-59
------	-----	------	---	---	-------

NCAA Midwest Regional — Tampa, Fla.

3/19	Purdue	9/nr	N	W	78-68
------	--------	------	---	---	-------

NCAA Midwest Regional — Knoxville, Tenn.

3/24	Louisville	9/2	N	L	65-63
------	------------	-----	---	---	-------

*+at Greensboro, N.C.
Southwest Conference games

Lineup	Name	Pts.	Rebs.	Assts.
6-3	Jr. G Alvin Robertson	14.2	4.9	3.6
6-5	Sr. G John Snively	5.9	0.9	
6-4	Sr. G Darrell Walker	18.2	5.7	
6-11	So. C Joe Kleine	13.3	7.3	
6-6	Jr. F Leroy Sutton	6.4	3.9	

1983-84
25-7, 14-2 (2nd)
NCAA First Round
Final Ranking: No. 7 (UPI)/No. 8 (AP)/No. 13 (ESPN/USA Today)
Coach: Eddie Sutton

Date	Opponent	UA/Opp Rank	Site	W/L	Score
Great Alaska Shootout — Anchorage, Alaska					
11/25	Fordham	14/nr	N	W	62-61
11/26	Oklahoma	14/20	N	W	84-68
11/27	North Carolina St.	14/nr	N	L	65-60
12/1	Southeast Mo. St.	14/nr	H	W	98-69
12/5	East Tennessee St.	14/nr	H	W	79-50
12/8	@SW Mo. St.	15/nr	A	W	56-41
12/10	@Nebraska	15/nr	A	L	67-54
12/17	North Texas @ PB		N	W	93-64
12/21	Alabama St.		H	W	86-80
12/28	St. Peter's @ LR		N	W	82-49
12/30	Austin Peay @ LR		N	W	68-63
1/4	@Baylor*		A	W	57-50
1/7	Texas A&M*		H	W	77-54
1/12	SMU*		H	W	70-69
1/14	@TCU*		A	W	70-62
1/19	@Texas*		A	W	70-66
1/21	Texas Tech*		H	W	67-57
1/27	@Rice*	16/nr	A	L	65-62
1/29	@Villanova	16/nr	A	L	58-54
2/4	Baylor*		H	W	63-44
2/8	@Texas A&M*		A	W	59-58
2/11	@SMU*		A	W	80-71
2/12	No. Carolina @ PB	nr/1	N	W	65-64
2/15	TCU*	14/nr	H	W	55-48
2/18	Texas*	14/nr	H	W	59-41
2/23	@Texas Tech*	11/nr	A	W	55-49
2/25	@Houston*	11/3	A	L	64-61
2/29	Rice*	12/nr	H	W	79-54
3/4	Houston*	12/2	H	W	73-68

SWC Tournament — Houston, Texas

3/10	Texas A&M	8/nr	N	W	49-47
3/11	Houston	8/5	N	L	57-56

NCAA East Regional — East Rutherford, N.J.

3/18	Virginia	8/nr	N	L	53-51 (OT)
------	----------	------	---	---	------------

**Southwest Conference games*

Lineup	Name	Pts.	Rebs.	Assts.
6-2	Sr. G Ricky Norton	8.6	1.5	
6-3	Sr. G Alvin Robertson	15.5	5.5	6.0
6-11	Jr. C Joe Kleine	18.2	9.2	
6-6	Jr. F Charles Balentine	7.7	4.2	
6-6	Sr. F Leroy Sutton	8.4	4.3	

1984-85
22-13, 10-6 (2nd)
NCAA Second Round
Final Ranking: No. 25 (ESPN/USA Today)
Coach: Eddie Sutton

Date	Opponent	UA/Opp Rank	Site	W/L	Score
11/24	Southeastern La.	16/nr	H	W	65-62
11/27	Central Fla. @ PB	17/nr	N	W	59-45
12/1	@Ohio St.	17/nr	A	L	85-84
12/8	Southwest Mo. St.		H	W	70-56
12/14	Baptist College		H	W	74-55
12/15	Tulsa @ LR		A	W	70-66
12/18	UT-San Antonio @ LR		N	W	74-67

12/20	Minnesota @ PB	N	W	56-46
12/22	Oral Roberts @ LR	N	W	64-57

Rainbow Classic — Honolulu, Hawaii

12/26	Georgia Tech	N	L	72-52	
12/27	Iowa St.	N	W	84-79 (OT)	
12/28	Iowa	N	L	71-52	
1/2	@Texas A&M*	A	W	70-67	
1/5	@SMU*	nr/4	A	L	63-60 (OT)
1/9	TCU*		H	W	67-59
1/12	Texas*		H	W	64-58
1/16	@Texas Tech*		A	L	64-48
1/19	@Houston*		A	L	78-73
1/23	Rice*		H	W	67-56
1/27	@Virginia		A	L	54-52
1/30	@Baylor*		A	W	64-57 (OT)
2/1	Texas A&M*		H	W	58-53
2/3	@Georgetown	nr/2	A	L	56-39
2/6	SMU*	nr/4	H	W	69-66
2/9	@TCU*		A	L	72-66 (OT)
2/14	@Texas*		A	W	60-51
2/16	Texas Tech*		H	L	52-50
2/20	Houston*		H	W	73-59
2/24	@Rice*		A	L	71-68
3/2	Baylor*		H	W	106-71

SWC Tournament — Dallas, Texas

3/8	Texas	N	W	66-46	
3/9	SMU	nr/13	N	W	68-55
3/10	Texas Tech		N	L	67-64

NCAA West Regional — Salt Lake City, Utah

3/14	Iowa	N	W	63-54	
3/16	St. John's	nr/3	N	L	68-65

**Southwest Conference games*

Lineup	Name	Pts.	Rebs.	Assts.
6-2	Fr. G Allie Freeman	4.5	1.5	
6-3	Fr. G Kenny Hutchinson	3.3	1.5	
6-7	So. G/F William Mills	9.4	3.5	4.5
6-11	Sr. C Joe Kleine	22.1	8.4	
6-6	Sr. F Charles Balentine	12.7	5.6	

1985-86
12-16, 4-12 (7th)
Coach: Nolan Richardson


Date	Opponent	UA/Opp Rank	Site	W/L	Score
11/24	Southern Ill. @ LR		N	W	86-72
11/29	Southern Univ. @ PB		N	W	76-75
12/1	Southwest Mo. St.		H	W	68-67
12/3	San Diego St. @ LR		N	W	76-64
12/5	Samford		H	W	72-51
12/7	@Minnesota		A	L	71-64
12/14	Ohio St. @ PB	nr/20	N	W	79-70 (OT)
12/18	Alabama St. @ LR		N	W	87-69
12/21	@Kansas	nr/6	A	L	89-78
12/28	@Oral Roberts		A	W	54-51
1/2	SMU*		H	L	71-66
1/4	@TCU*		A	L	71-62
1/8	@Texas*		A	L	59-55
1/11	Texas Tech*		H	L	48-46
1/15	Houston*		H	L	87-85 (OT)
1/18	@Rice*		A	W	58-50
1/25	Southern California		H	L	88-74
1/27	Baylor*		H	W	81-76 (OT)
1/29	@Texas A&M*		A	L	81-67
2/1	@SMU*		A	L	90-80
2/5	TCU*		H	L	73-71 (2OT)
2/8	Texas*		H	L	61-57
2/12	@Texas Tech*		A	W	79-72 (OT)
2/15	@Houston*		A	L	93-83
2/19	Rice*		H	W	60-59
2/26	@Baylor*		A	L	65-64
3/1	Texas A&M*		H	L	93-76

SWC Tournament — Dallas, Texas

3/7	Texas A&M	N	L	67-51
-----	-----------	---	---	-------

**Southwest Conference games*

Lineup (most starts)	Name	Pts.	Rebs.	Assts.
6-2	So. G Allie Freeman	5.5	1.4	
6-4	Jr. G Mike Ratliff	13.1	4.4	
6-4	So. G Byron Irvin	9.9	2.8	
6-7	Jr. G/F William Mills	13.8	5.7	2.2
6-11	So. C Andrew Lang	8.2	6.5	



Keith Wilson helped UA go 25-7 and reach the second round of the NCAA Tournament in 1989.

1986-87
19-14, 8-8 (5th)
NIT Second Round
Coach: Nolan Richardson

Date	Opponent	UA/Opp Rank	Site	W/L	Score
11/28	Grambling @ PB		N	W	84-65
11/29	Louisiana Tech @ LR		N	W	90-64
12/3	Ole Miss @ Memphis		N	W	70-56
12/6	Kansas	nr/6	H	W	103-86
12/10	@Alabama+	20/18	N	L	87-76
12/13	Morgan St.	20/nr	H	W	106-57
12/18	Miss. Valley St.		H	W	98-79
12/20	Virginia @ PB		N	L	78-66
12/22	@Southwest Mo. St.		A	L	56-49

Rainbow Classic — Honolulu, Hawaii

12/28	Ohio St.	N	W	97-94	
12/29	Pittsburgh	nr/14	N	L	114-82
12/30	California		N	W	74-58
1/3	TCU*		H	L	80-77
1/5	North Texas @ LR		N	W	99-96 (OT)

1/8	Texas*		H	W	79-62
1/10	@Texas Tech*		A	L	95-73
1/14	Rice*		H	W	62-54
1/17	@Houston*		A	L	60-55
1/22	@Baylor*		A	L	63-62
1/25	Texas A&M*		H	W	87-69
1/27	SMU*		H	W	76-63
1/31	@TCU*	nr/16	A	L	73-66
2/4	@Texas*		A	L	78-73
2/7	Texas Tech*		H	W	93-75
2/11	Houston*		H	L	57-54
2/14	@Rice*		A	W	88-68
2/18	Oral Roberts @ LR		N	W	95-75
2/21	Baylor*		H	W	71-67
2/24	@Texas A&M*		A	W	100-97 (2 OT)
3/1	@SMU*		A	L	93-76

SWC Tournament — Dallas, Texas

3/6	Texas Tech	N	L	73-59
-----	------------	---	---	-------

National Invitational Tournament — Fayetteville, Ark.

3/13	Arkansas St.	H	W	67-64 (OT)
------	--------------	---	---	------------

National Invitational Tournament — Lincoln, Neb.

3/17	Nebraska	A	L	78-71
------	----------	---	---	-------



at Birmingham, Ala.
*Southwest Conference games

Lineup (most starts)				
Name		Pts.	Rebs.	Assts.
6-3	So. G Keith Wilson	4.8	2.1	2.6
6-3	Jr. G/F Tim Scott	11.9	2.7	
6-6	Fr. G/F Ron Huery	11.7	3.5	2.7
6-10	Jr. F/C Shawn Baker	6.5	4.2	
6-11	Jr. C Andrew Lang	8.1	7.5	

1987-88

21-9, 11-5 (T-2nd)
NCAA First Round

Coch: Nolan Richardson

Date	Opponent	UA/Opp Rank	Site	W/L	Score
11/27	Chicago St. @ PB		N	W	78-68
11/29	@Tulsa		A	L	68-47
12/3	N western (La.) St. @ LR		N	W	77-55
12/5	Southwest Mo. St.		H	W	53-47
12/9	Ole Miss @ PB		N	W	79-40
12/12	Virginia		H	W	66-52
12/15	Alcorn St.		H	W	101-55
12/19	Miss. Valley St.		H	W	91-71
12/23	Alabama @ LR		N	W	80-55
12/30	@Maryland		A	L	88-61
1/2	Coastal Carolina @ LR		N	W	81-59
1/6	Texas*		H	W	91-62
1/9	TCU*		H	W	96-53
1/13	@SMU*		A	W	85-83 (OT)
1/16	@Texas A&M*		A	L	74-67
1/20	Baylor*		H	W	70-62
1/27	@Rice*		A	W	80-61
1/30	Houston*		H	W	71-62
2/3	Texas Tech*		H	W	69-48
2/6	@Texas*		A	L	79-72
2/10	@TCU*		A	W	63-61
2/13	SMU*		H	L	73-63
2/17	Texas A&M*		H	W	79-58
2/20	@Baylor*		A	L	58-57
2/27	Rice*		H	W	112-87
3/3	@Houston*		A	L	82-77
3/6	@Texas Tech*		A	W	75-65

SWC Tournament — Dallas, Texas

3/11	Texas A&M		N	W	76-64
3/12	Baylor		N	L	74-73

NCAA Southeast Regional — Cincinnati, Ohio

3/18	Villanova		N	L	82-74
------	-----------	--	---	---	-------

*Southwest Conference games

Lineup (most starts)				
Name		Pts.	Rebs.	Assts.
6-2	Sr. G Allie Freeman	6.2	1.9	
6-3	Sr. G Tim Scott	11.8	3.1	
6-6	So. G/F Ron Huery	13.4	4.0	2.4
6-9	So. F/C Mario Credit	9.8	4.7	
6-11	Sr. C Andrew Lang	9.3	7.3	

1988-89

25-7, 13-3 (1st)

SWC champion
SWC Tournament champion

NCAA Second Round

Final Ranking: No. 17 (AP)/No. 20 (ESPN/USA Today)

Coch: Nolan Richardson

Date	Opponent	UA/Opp Rank	Site	W/L	Score
11/27	Rider		H	W	98-69
11/30	@Virginia		A	L	75-65
12/10	Maryland		H	W	73-68
12/13	Ole Miss @ Memphis		N	W	74-68
12/21	Texas So. @ LR		N	W	97-79
12/23	Sam Houston St. @ LR		N	W	97-79
12/28	@Missouri	nr/11	A	L	83-78
1/2	South Ala. @ PB		N	W	103-71
1/4	Texas Tech*		H	W	69-62
1/7	@Texas*		A	W	99-92
1/11	@TCU*		A	L	51-45
1/14	SMU*		H	W	93-73
1/16	Texas A&M*		H	W	75-60
1/18	Florida St. @ LR	nr/14	N	L	112-105 (OT)
1/21	@Baylor*		A	W	88-58
1/24	Southern Utah @ PB		N	W	109-76

1/28	Rice*		H	W	81-77
2/1	@Houston*		A	W	88-87
2/4	@Texas Tech*		A	L	84-73
2/8	Texas*		H	W	105-82
2/11	TCU*		H	W	100-60
2/15	@SMU*		A	W	81-68
2/18	@Texas A&M*		A	L	82-71
2/22	Baylor*		H	W	89-54
2/25	Tulsa		H	W	118-69
3/1	@Rice*		A	W	83-70
3/5	Houston*		H	W	107-79

SWC Tournament — Dallas, Texas

3/10	Rice		N	W	108-72
3/11	Texas A&M		N	W	94-84
3/12	Texas		N	W	100-76

NCAA Midwest Regional — Indianapolis, Ind.

3/16	Loyola-Marymount		N	W	120-101
3/18	Louisville	nr/12	N	L	93-84

*Southwest Conference games

Lineup (most starts)				
Name		Pts.	Rebs.	Assts.
6-3	Sr. G Keith Wilson	13.1	4.6	4.3
6-2	Fr. G Lee Mayberry	12.9	3.2	4.2
6-4	Jr. G/F Lenzie Howell	14.6	7.0	
6-7	So. F Larry Marks	6.2	4.8	
6-9	Jr. C Mario Credit	11.4	4.6	

1989-90

30-5, 14-2 (1st)

SWC champion
SWC Tournament champion

NCAA Final Four

Final Ranking: No. 4 (ESPN/USA Today)/No. 7 (AP)/No. 8 (UPI)

Coch: Nolan Richardson

Date	Opponent	UA/Opp Rank	Site	W/L	Score
11/24	Samford @ PB	9/nr	N	W	97-67
11/26	Oregon @ LR	9/nr	N	W	102-75
11/29	@South Alabama	11/nr	A	W	105-90
12/5	Ole Miss @ PB	10/nr	N	W	90-76
12/9	U.S. International	10/nr	H	W	166-101
12/13	Missouri	7/4	H	L	89-88
12/18	Bethune-Cookman	7/nr	H	W	91-61
12/23	VMI @ LR	10/nr	N	W	92-61
12/26	Delaware St. @ LR11/nr		N	W	117-75
12/30	@Nev.-Las Vegas	11/12	A	L	101-93
1/3	@Houston*	14/nr	A	W	82-78
1/6	@Texas Tech*	14/nr	A	W	92-75
1/10	Baylor*	12/nr	H	W	99-84
1/13	TCU*	12/nr	H	W	93-79
1/17	@SMU*	12/nr	A	W	80-61
1/20	@Texas A&M*	12/nr	A	W	100-84
1/22	Houston*	12/nr	H	W	100-89
1/25	Texas*	6/nr	H	W	109-100
1/27	@Ala.-Birmingham	6/nr	A	W	109-95
1/31	@Rice*	3/nr	A	W	70-66
2/4	@Texas*	3/nr	A	W	103-96 (OT)
2/7	Texas Tech*	3/nr	H	W	100-77
2/10	@Baylor*	3/nr	A	L	82-77
2/14	@TCU*	8/nr	A	L	81-79
2/17	SMU*	8/nr	H	W	77-46
2/21	Texas A&M*	13/nr	H	W	114-100
3/3	Rice*	12/nr	H	W	104-80

SWC Tournament — Dallas, Texas

3/9	SMU	9/nr	N	W	84-51
3/10	Baylor	9/nr	N	W	115-75
3/11	Houston	9/nr	N	W	96-84

NCAA Midwest Regional — Austin, Texas

3/15	Princeton	7/nr	N	W	68-64
3/17	Dayton	7/nr	N	W	86-84

NCAA Midwest Regional — Dallas, Texas

3/22	North Carolina	7/nr	N	W	96-73
3/24	Texas	7/nr	N	W	88-85

NCAA Final Four — Denver, Colo.

3/31	Duke	7/15	N	L	97-83
------	------	------	---	---	-------

*Southwest Conference games

Lineup (most starts)				
Name		Pts.	Rebs.	Assts.
5-10	Jr. G Arlyn Bowers	5.5	1.8	
6-2	So. G Lee Mayberry	14.5	2.9	5.2
6-7	So. G/F Todd Day	19.5	5.4	
6-9	Sr. C Mario Credit	9.4	3.9	
6-5	Sr. F Lenzie Howell	13.9	5.4	

1990-91

34-4, 15-1 (1st)

Preseason NIT Finalist

SWC champion

SWC Tournament champion

NCAA Regional Final (Elite Eight)

Final Ranking: No. 2 (AP & UPI)/No. 5 (ESPN/USA Today)

Coch: Nolan Richardson

Date	Opponent	UA/Opp Rank	Site	W/L	Score
Dodge Preseason NIT					
11/14	Vanderbilt	2/nr	H	W	107-70
11/16	Oklahoma	2/15	H	W	110-88
Dodge Preseason NIT — New York, N.Y.					
11/21	Duke	2/6	N	W	98-88
11/23	Arizona	2/3	N	L	89-77
11/27	Miss. College @ PB3/nr		N	W	96-57
12/1	Kansas St.	3/nr	H	W	112-88
12/5	La. Tech @ LR	3/nr	N	W	114-97
12/8	@Missouri	3/nr	A	W	95-82
12/11	South Alabama	2/nr	H	W	101-91
12/22	@Oregon	2/nr	A	W	71-68
12/29	Jackson St. @ LR	2/nr	N	W	126-88
12/31	Northeast La. @ PB2/nr		N	W	114-92
1/2	@Rice*	2/nr	A	W	86-62
1/6	Houston*	2/nr	H	W	95-79
1/10	Texas*	2/nr	H	W	101-89
1/12	@Texas Tech*	2/nr	A	W	113-86
1/15	@TCU*	2/nr	A	W	93-73
1/19	SMU*	2/nr	H	W	98-70
1/21	@Florida St.	2/nr	A	W	109-92
1/23	Texas A&M*	2/nr	H	W	113-88
1/26	@Baylor*	2/nr	A	W	73-68
1/30	Ala.-Birmingham	2/nr	H	W	104-72
2/2	Rice*	2/nr	H	W	100-87
2/7	@Houston*	2/nr	A	W	81-74
2/10	UNLV	2/1	H	L	112-105
2/13	Texas Tech*	3/nr	H	W	87-69
2/16	TCU*	3/nr	H	W	97-61
2/20	@SMU*	3/nr	A	W	79-70
2/23	@Texas A&M*	3/nr	A	W	111-72
2/26	Baylor*	3/nr	H	W	106-74
3/3	@Texas*	3/23	A	L	99-86

SWC Tournament — Dallas, Texas

3/8	Texas A&M	5/nr	N	W	108-61
3/9	Rice	5/nr	N	W	109-80
3/10	Texas	5/23	N	W	120-89

NCAA Southeast Regional — Atlanta, Ga.

3/15	Georgia St.	2/nr	N	W	117-76
3/17	Arizona St.	2/nr	N	W	97-90

NCAA Southeast Regional — Charlotte, N.C.

3/21	Alabama	2/19	N	W	93-70
3/23	Kansas	2/12	N	L	93-81

*Southwest Conference games

Lineup (most starts)				
Name		Pts.	Rebs.	Assts.
5-10	Sr. G Arlyn Bowers	11.1	1.9	
6-2	Jr. G Lee Mayberry	13.2	3.4	5.5
6-8	Jr. G/F Todd Day	20.7	5.3	
6-8	Jr. F/C Isaiah Morris	7.5	4.1	
6-9	Jr. C Oliver Miller	15.5	7.7	

1991-92

26-8, 13-3 (1st)

SEC champion

NCAA Second Round

Final Ranking: No. 8 (UPI)/No. 9 (AP)/No. 10 (ESPN/USA Today)

Coch: Nolan Richardson

Date	Opponent	UA/Opp Rank	Site	W/L	Score
Maul Classic — Maui, Hawaii					
11/25	Minnesota	2/nr	N	W	92-83
11/26	Chaminade	2/nr	N	W	99-84
11/27	Michigan St.	2/nr	N	L	86-71
12/2	Alabama St. @ PB11/nr		N	W	96-80
12/4	Bethune-Cookman11/nr		H	W	128-46
12/7	Missouri	11/nr	H	L	87-76
12/10	@Kansas St.	19/nr	A	W	70-59
12/19	Montevallo @ LR	19/nr	N	W	91-70
12/21	Arizona	19/2	H	W	65-59
12/23	@Tulsa	15/nr	A	W	74-64
12/28	Jackson St. @ LR	15/nr	N	W	89-66
12/30					

ARKANSAS

28 NCAA TOURNAMENT BIDS



RECORDS SEASON-BY-SEASON RESULTS

1993-94

31-3, 14-2 (1st)

SEC champion

NCAA Final Four

NCAA National Champion

Final Ranking: No. 1 (ESPN/USA Today & UPI)

No. 2 (AP)

Coach: Nolan Richardson

Date	Opponent	UA/Opp Rank	Site	W/L	Score
11/29	Murray St.	2/nr	H	W	93-67
12/2	Missouri	2/nr	H	W	120-68
12/4	Northwestern (La.) St.	2/nr	H	W	111-76
12/8	@Memphis	1/nr	A	W	96-78
12/11	Delaware St.	1/nr	H	W	123-66
12/18	Jackson St.	1/nr	H	W	96-80
12/23	@Tulsa	1/nr	A	W	93-91 (OT)
12/28	Texas Southern	1/nr	H	W	129-63
1/3	SMU	1/nr	H	W	96-70
1/5	Ole Miss*	1/nr	H	W	87-61
1/8	@Alabama*	1/nr	A	L	66-64
1/11	LSU*	4/nr	H	W	84-83
1/15	@Auburn*	4/nr	A	W	117-105
1/19	@Mississippi St.*	3/nr	A	L	72-71
1/22	South Carolina*	3/nr	H	W	79-53
1/29	@Tennessee*	5/nr	A	W	65-64
2/1	Vanderbilt*	6/nr	H	W	89-76
2/5	Montevallo	6/nr	H	W	131-63
2/9	@Kentucky*	3/4	A	W	90-82
2/12	Florida*	3/20	H	W	99-87
2/16	Alabama*	1/nr	H	W	102-81
2/19	@Ole Miss*	1/nr	A	W	90-73
2/22	@Georgia*	1/nr	A	W	74-65
2/26	Auburn*	1/nr	H	W	91-81
3/2	@LSU*	1/nr	A	W	108-105 (OT)
3/5	Mississippi St.*	1/nr	H	W	80-62

SEC Tournament — Memphis, Tenn.

3/11	Georgia	1/nr	N	W	95-83
3/12	Kentucky	1/10	N	L	90-78

NCAA Midwest Regional — Oklahoma City, Okla.

3/18	No. Carolina A&T	2/nr	N	W	94-79
3/20	Georgetown	2/nr	N	W	85-73

NCAA Midwest Regional — Dallas, Texas

3/25	Tulsa	2/nr	N	W	103-84
3/27	Michigan	2/11	N	W	76-68

NCAA Final Four — Charlotte, N.C.

4/2	Arizona	2/9	N	W	91-82
4/4	Duke	2/6	N	W	76-72

*Southeastern Conference games

Lineup (most starts)

Name	Pts.	Rebs.	Assts.	
6-2	Jr. G Corey Beck	8.8	3.9	5.0
6-4	Jr. C Clint McDaniel	8.1	2.8	
6-9	Jr. C Dwight Stewart	8.0	5.0	
6-6	So. F Scotty Thurman	15.9	4.5	
6-7	So. F Corliss Williamson	20.4	7.7	

1994-95

32-7, 12-4 (T-1st West)

SEC Western Division champion

NCAA Final Four

NCAA National Runner-up

Final Ranking: No. 2 (ESPN/USA Today) No. 6 (AP & UPI)

Coach: Nolan Richardson

Date	Opponent	UA/Opp Rank	Site	W/L	Score
11/25	Massachusetts	1/3	N	L	104-80
BCA Classic — Memphis, Tenn.					
11/27	Georgetown	1/14	N	W	97-79
11/30	Jackson St.	4/nr	H	W	103-87
12/3	@Missouri	4/nr	A	W	94-71
12/6	Centenary	3/nr	H	W	121-94
12/8	@SMU	3/nr	A	W	78-66
12/10	Murray St.	3/nr	H	W	94-69
12/21	Florida A&M	3/nr	H	W	97-57
12/23	Tulsa	3/nr	H	W	82-63
Rainbow Classic — Honolulu, Hawaii					
12/28	Oklahoma	3/nr	N	W	86-84
12/29	Cincinnati	3/20	N	W	84-75
12/30	Iowa	3/nr	N	W	101-92
1/4	@Ole Miss*	3/nr	A	L	76-71
1/7	Tennessee*	3/nr	H	W	97-79
1/11	Mississippi St.*	5/nr	H	W	79-74

1/14	@Auburn*	5/nr	A	L	104-90
1/18	Georgia*	9/nr	H	W	84-82
1/21	@South Carolina*	9/nr	A	W	88-73
1/24	Alabama*	9/nr	H	L	88-70
1/29	Kentucky*	9/5	H	W	94-92
1/31	LSU*	8/nr	H	W	105-81
2/4	@Mississippi St.*	8/nr	A	L	83-62
2/9	Memphis	12/nr	H	W	88-87
2/11	@Vanderbilt*	12/nr	A	W	97-94 (OT)
2/15	@Alabama*	10/18	A	W	86-80
2/18	Ole Miss*	10/nr	H	W	85-70
2/22	@LSU*	8/nr	A	W	92-90
2/25	Montevallo	8/nr	H	W	122-64
2/28	@Florida*	7/nr	A	W	94-85
3/4	Auburn*	7/nr	H	W	68-66

SEC Tournament — Atlanta, Ga.

3/10	Vanderbilt	5/nr	N	W	73-72
3/11	Alabama	5/20	N	W	69-58
3/12	Kentucky	5/3	N	L	95-93 (OT)

NCAA Midwest Regional — Austin, Texas

3/17	Texas Southern	6/nr	N	W	79-78
3/19	Syracuse	6/25	N	W	96-94 (OT)

NCAA Midwest Regional — Kansas City, Mo.

3/24	Memphis	6/nr	N	W	96-91 (OT)
3/26	Virginia	6/13	N	W	68-61

NCAA Final Four — Seattle, Wash.

4/1	North Carolina	6/4	N	W	75-68
4/3	UCLA	6/1	N	L	89-78

*Southeastern Conference games

Lineup (most starts)

Name	Pts.	Rebs.	Assts.	
6-2	Sr. G Corey Beck	7.9	4.8	5.3
6-4	Sr. G Clint McDaniel	11.5	3.1	
6-9	Sr. C Dwight Stewart	7.3	4.7	
6-6	Jr. F Scotty Thurman	15.4	3.9	
6-7	Jr. F Corliss Williamson	19.7	7.5	

(6-8 Sr. F Elmer Martin, 1.8 ppg, 1.9 rpg, tied for fifth with 15 starts)

1995-96

20-13, 9-7 (T-2nd West)

NCAA Regional Semifinal (Sweet 16)

Final Ranking: No. 18 (ESPN/USA Today)

Coach: Nolan Richardson

Lineup (most starts)

Date	Opponent	UA/Opp Rank	Site	W/L	Score
11/15	Northeast Louisiana	16/nr	H	W	75-67
11/17	Arizona	16/19	H	L	83-73
Great Eight Tournament — Auburn Hills, Mich.					
11/28	Michigan St.	25/nr	N	L	75-72
11/30	No. Carolina A&T		H	W	103-49
12/2	Alcorn St.		H	W	116-75
12/5	Missouri	nr/11	H	W	104-93
12/9	Cincinnati	nr/17	H	L	82-67
12/21	SMU		H	W	73-46
12/23	Tennessee St.		H	W	86-67
12/30	Jackson St.		H	W	86-77
1/3	Florida*		H	W	75-60
1/6	@Auburn*		A	L	101-76
1/10	@Ole Miss*		A	W	63-62
1/13	Vanderbilt*		H	L	80-73
1/18	@Memphis	nr/9	A	L	94-72
1/20	Mississippi St.*	nr/21	H	W	80-68
1/23	@Alabama*		A	W	71-63
1/27	Oral Roberts		H	W	66-65
1/30	LSU*		H	W	76-68
2/3	South Carolina*		H	W	81-69
2/6	@Mississippi St.*		A	L	78-63
2/11	@Kentucky*	nr/2	A	L	88-73
2/14	Ole Miss*		H	W	79-73
2/17	Auburn*		H	W	87-77
2/21	@Tennessee*		A	L	66-59
2/25	@Georgia*		A	L	71-59
2/28	Alabama*		H	L	98-89
3/2	@LSU*		A	W	94-79

SEC Tournament — New Orleans, La.

3/8	South Carolina		N	W	80-58
3/9	Kentucky	nr/1	N	L	95-75

NCAA East Regional — Providence, R.I.

3/14	Penn St.	nr/18	N	W	86-80
3/16	Marquette	nr/20	N	W	65-56

NCAA East Regional — Atlanta, Ga.

3/21	Massachusetts	nr/1	N	L	79-63
------	---------------	------	---	---	-------

*Southeastern Conference games

Lineup (most starts)

Name	Pts.	Rebs.	Assts.	
6-2	Fr. G Pat Bradley	10.2	2.0	
5-11	Fr. G Kareem Reid	12.9	3.1	6.6
6-11	Jr. C Darnell Robinson	12.7	7.0	
6-11	Jr. C Lee Wilson	6.3	4.4	
6-8	Fr. F Derek Hood	7.5	6.1	

1996-97

18-14, 8-8 (2nd West)

NIT Final Four

Coach: Nolan Richardson

Lineup (most starts)

Date	Opponent	UA/Opp Rank	Site	W/L	Score
11/22	Jackson St.	16/nr	H	W	124-74
11/27	@Oral Roberts	16/nr	A	L	86-81
11/30	San Francisco	16/nr	H	W	77-63
12/7	@Missouri	22/nr	A	W	80-76
12/10	Troy St.	20/nr	H	W	137-70
12/19	McNeese St.	19/nr	H	W	95-68
12/21	Louisville	19/18	H	L	91-88 (OT)
12/28	Southern Utah	22/nr	H	W	92-52
1/2	Ole Miss*		H	L	91-74
1/5	@Florida*		A	L	75-62
1/8	@Auburn*		A	W	56-55
1/11	LSU*		H	W	82-57
1/15	@Alabama*		A	W	72-68
1/18	@Cincinnati	nr/4	A	L	92-57
1/21	Mississippi St.*		H	W	98-64
1/26	Kentucky*	nr/3	H	L	83-73
1/29	@Ole Miss*		A	L	71-52
2/1	Memphis		H	W	79-63
2/5	Tennessee*		H	W	77-54
2/8	@Vanderbilt*		A	L	87-83 (OT)
2/11	Auburn*		H	W	75-42
2/15	Georgia*		H	W	79-74
2/18	@South Carolina*	nr/9	A	L	78-65
2/23	@Mississippi St.*		A	L	93-77
2/26	Alabama*		H	W	73-53
3/1	@LSU*		A	L	66-64

SEC Tournament — Memphis, Tenn.

3/7	Georgia	nr/24	N	L	65-63
-----	---------	-------	---	---	-------

Chase NIT — Fayetteville, Ark.

3/12	Northern Arizona		H	W	101-75
------	------------------	--	---	---	--------

Chase NIT — Fayetteville, Ark.

3/17	Pittsburgh		H	W	76-71
------	------------	--	---	---	-------

Chase NIT Final Four — New York, N.Y.

3/19	UNLV		H	W	86-73
3/25	Michigan		N	L	77-62
3/27	Connecticut		N	L	74-64

*Southeastern Conference games

Lineup (most starts)

Name	Pts.	Rebs.	Assts.	
6-5	Fr. G Glendon Alexander	9.6	2.6	
6-2	So. G Pat Bradley	14.4	2.3	
5-10	So. G Kareem Reid	9.8	2.7	5.7
6-11	Sr. C Lee Wilson	7.2	4.2	
6-8	So. F Derek Hood	9.7	8.0	

1997-98

24-9, 11-5 (2nd West)

NCAA Tournament Second Round

Final Ranking: No. 17 (AP) No. 22 (ESPN/USA Today)

Coach: Nolan Richardson

Lineup (most starts)

Date	Opponent	UA/Opp Rank	Site	W/L	Score
11/16	Northeastern Illinois		H	W	114-56
11/21	Jackson St.		H	W	97-71
11/25	Oral Roberts		H	W	81-75
Premier Classic — Phoenix, Ariz.					
11/29	Fresno St.	nr/12	N	W	70-69
12/2	Bethune-Cookman	18/nr	H	W	108-42
12/6	Missouri	18/nr	H	W	75-46
12/9	@Louisville	15/nr	A	W	100-83
12/18	Centenary	13/nr	H	W	61-48

Puerto Rico Classic — San Juan, P.R.

12/24	American Univ.-PR	12/nr	A	L	64-59
12/25	Murray St.	12/nr	N	L	94-83
12/26	Saint Louis	12/nr	N	W	78-70
12/31	Alabama St.	23/nr	H	W	103-48
1/4	LSU*	23/nr	H	W	62-59
1/7	Mississippi St.*	22/nr	H	W	83-70

1/10	@Memphis
------	----------



In its last game in Barnhill Arena, on March 3, 1993, Arkansas topped LSU, 88-75, to run its record to 304-94 in 36 years in the building.

1999-00

19-15, 7-9 (3rd West)
SEC Tournament champion
NCAA Tournament First Round
Coach: Nolan Richardson

Date	Opponent	UA/Opp Rank	Site	W/L	Score
11/22	Texas-Arlington		H	W	102-96 (OT)

Big Island Invitational — Hilo, Hawaii

11/26	Mercer		N	W	71-54
11/27	Iowa St.		N	L	77-71
11/28	Santa Clara		N	W	79-60
12/4	Jackson St.		H	W	98-60
12/7	Oklahoma		H	L	66-52
12/15	UT-Pan American @ NLR		N	W	70-56
12/18	Mercer		H	W	85-60
12/20	Wake Forest	nr/25	H	L	70-64
12/23	@Providence		A	L	87-81
12/28	Alcorn St.		H	W	102-59
12/30	Centenary @ NLR		N	W	73-55
1/3	@Memphis		A	L	76-71
1/5	Ole Miss*		H	W	71-64
1/8	South Carolina*		H	L	76-65
1/12	@Georgia*		A	W	74-54
1/19	@Alabama*		A	L	73-64
1/22	Mississippi St.*		H	W	83-73
1/26	@LSU*		A	L	96-75
2/2	@Ole Miss*		A	L	87-82
2/5	@Auburn*	nr/10	A	L	73-55
2/9	Alabama*		H	W	81-66
2/12	@Mississippi St.*		A	W	87-81
2/15	Florida*	nr/11	H	L	80-71
2/19	LSU*	nr/16	H	L	78-67
2/23	Vanderbilt*	nr/24	H	W	78-63
2/26	@Kentucky*	nr/18	A	L	60-55
3/1	@Tennessee*	nr/11	A	L	73-66
3/5	Auburn*	nr/19	H	W	64-55

SEC Tournament — Atlanta, Ga.

3/9	Georgia		N	W	71-64
3/10	Kentucky	nr/16	N	W	86-72
3/11	LSU	nr/10	N	W	69-67
3/12	Auburn		N	W	75-67

NCAA South Regional — Nashville, Tenn.

3/17	Miami (Fla.)	nr/23	N	L	75-71
------	--------------	-------	---	---	-------

*Southeastern Conference games

Lineup (most starts)

Name		Pts.	Rebs.	Assts.
6-1	So. G Brandon Dean	8.5	2.0	
6-4	So. G Teddy Gipson	8.7	2.5	
6-5	Sr. G Chris Walker	10.8	4.5	
6-8	Fr. G/F Joe Johnson	16.0	5.7	2.2
6-7	Fr. F Alonzo Lane	7.9	4.1	

(6-8 Fr. F Carl Baker, 4.4 ppg, 4.2 rpg, tied for fifth with 14 starts)

2000-01

20-11, 10-6 (2nd West)
NCAA Tournament First Round
Coach: Nolan Richardson

Date	Opponent	UA/Opp Rank	Site	W/L	Score
------	----------	-------------	------	-----	-------

John Thompson Foundation Challenge Classic

Fayetteville, Ark.

11/17	Tennessee St.	15/nr	H	W	90-68
11/18	Southern Miss.	15/nr	H	L	63-54
11/22	Jackson St.	24/nr	H	W	107-78
11/25	Louisiana-Monroe	24/nr	H	W	99-59
11/28	Centenary	25/nr	H	W	88-57
12/2	Memphis	25/nr	H	W	74-68
12/5	North Texas	21/nr	H	W	97-77
12/9	Oklahoma St.†	21/nr	N	L	74-73
12/20	Northwestern (La.)	St25/nr	H	W	115-47
12/23	@Oklahoma	25/18	A	L	88-79 (OT)
12/30	Grambling St.		H	W	121-66
1/2	Md.-Eastern Shore		H	W	100-40
1/6	@Mississippi St.*		A	L	87-73
1/10	Ole Miss*	nr/20	H	L	53-48
1/13	@Vanderbilt*		A	L	81-64
1/17	Auburn*		H	W	82-72
1/20	Alabama*	nr/15	H	W	87-58
1/27	@LSU*		A	W	59-52
1/31	@Ole Miss*		A	L	84-73
2/3	Mississippi St.*		H	W	83-72
2/7	Tennessee*	nr/10	H	W	82-77 (OT)
2/10	@Florida*	nr/8	A	L	73-63
2/14	@Auburn*		A	L	71-63
2/17	LSU*		H	W	87-70
2/20	@South Carolina*		A	W	69-67
2/25	Kentucky*	nr/13	H	W	82-78

2/28	@Alabama*	nr/20	A	W	66-63
3/3	Georgia*		H	W	82-67

SEC Tournament — Nashville, Tenn.

3/9	LSU		N	W	77-72
3/10	Kentucky	nr/15	N	L	87-78

NCAA West Regional — Boise, Idaho

3/15	Georgetown	nr/21	N	L	63-61
------	------------	-------	---	---	-------

*at Tulsa, Okla.

*Southeastern Conference games

Lineup (most starts)

Name		Pts.	Rebs.	Assts.
6-4	Jr. G Teddy Gipson	8.1	2.1	
6-2	Jr. G Jannero Pargo	12.3	2.1	
6-8	So. G/F Joe Johnson	14.2	6.4	2.6
6-8	So. F Carl Baker	5.2	4.0	
6-9	So. F Larry Satchell	3.7	3.5	

2001-02

14-15, 6-10 (4th West)
Coach: Nolan Richardson

Date	Opponent	UA/Opp Rank	Site	W/L	Score
------	----------	-------------	------	-----	-------

Preseason NIT

11/12	Maine		H	W	64-47
11/16	Wake Forest		H	L	76-71
11/18	Oral Roberts		H	W	71-57
11/28	@Tulsa		A	W	79-75
11/30	Oklahoma		H	L	69-54
12/4	Southwest Texas St.		H	W	90-68
12/8	Illinois @ Chicago	nr/5	N	L	94-91
12/10	UNC-Greensboro		H	W	89-74
12/20	Tenn.-Chattanooga		H	W	98-84
12/22	Oklahoma St. @ NLR	nr/6	N	L	85-76
12/29	Elon		H	W	96-52
1/2	@Memphis		A	W	90-73
1/5	@Auburn*		A	W	83-77
1/8	Mississippi St.*	nr/22	H	W	75-64
1/13	@LSU*		A	L	75-69
1/16	South Carolina*		H	L	62-60
1/19	Ole Miss*		H	L	70-64
1/23	@Georgia*	nr/15	A	L	81-67
1/26	Florida*	nr/5	H	W	94-92 (OT)

1/30	@Alabama*	nr/7	A	L	109-94
2/2	Auburn*		H	W	62-60
2/9	@Ole Miss*		A	L	79-67
2/13	@Tennessee*		A	L	64-53
2/16	LSU*		H	L	67-63
2/20	Alabama*	nr/5	H	W	67-59
2/23	@Kentucky*	nr/12	A	L	71-58
2/27	@Mississippi St.*		A	L	89-83
3/2	Vanderbilt*#		H	W	81-67

SEC Tournament — Atlanta, Ga.

3/7	Tennessee#		N	L	68-61
-----	------------	--	---	---	-------

*Southeastern Conference games

#Mike Anderson went 1-1 as interim head coach

Lineup (most starts)

Name		Pts.	Rebs.	Assts.
6-1	Sr. G Brandon Dean	12.2	2.9	
6-2	Sr. G Jannero Pargo	16.6	2.4	3.3
6-4	Sr. G Teddy Gipson	7.6	1.8	
6-5	Fr. G J.J. Sullinger	9.4	3.0	
6-8	Jr. F Dionisio Gomez	5.1	5.0	

(6-9 Jr. F Larry Satchell, 2.8 ppg, 2.8 rpg, tied for fifth with 12 starts)

2002-03

9-19, 4-12 (T5th West)
Coach: Stan Heath

Date	Opponent	UA/Opp Rank	Site	W/L	Score
------	----------	-------------	------	-----	-------

11/22	Jackson St.		H	W	81-44
11/26	@Oral Roberts		A	L	76-64
11/30	Tulsa	nr/22	H	L	61-60
12/3	Troy St.		H	L	74-66
12/7	Illinois @ NLR	nr/25	N	L	62-58
12/10	Louisiana Tech		H	W	72-60
12/18	Sam Houston St.		H	W	78-67
12/21	Southwest Texas St.		H	W	70-60
12/28	Centenary		H	W	75-51
12/30	@Oklahoma St.		A	L	71-45
1/2	Memphis		H	L	72-67
1/8	@Alabama*	nr/4	A	L	61-51
1/11	Auburn*		H	L	52-37
1/18	Georgia*	nr/20	H	L	81-64



ARKANSAS

28 NCAA TOURNAMENT BIDS



1/22	LSU*	H	W	73-65	
1/25	@Ole Miss	A	L	73-54	
2/1	@Florida*	nr/4	A	L	77-66
2/5	Alabama*	nr/22	H	W	81-70
2/8	@Mississippi St.	nr/23	A	L	84-54
2/12	Tennessee*	H	L	70-62	
2/15	@South Carolina*	A	L	72-65	
2/19	Kentucky*	nr/2	H	L	66-50
2/22	@LSU*	A	L	75-56	
2/26	@Vanderbilt*	A	W	60-50	
3/1	Mississippi St.*	nr/20	H	W	53-51
3/5	@Auburn*	A	L	69-54	
3/8	Ole Miss*	H	L	64-54	

SEC Tournament — New Orleans, La.

3/13	LSU	N	L	85-56
------	-----	---	---	-------

*Southeastern Conference games

1/17	Ole Miss*	H	W	86-78	
1/21	@Auburn*	A	L	70-63	
1/24	Vanderbilt*	H	W	70-62	
1/31	@Georgia*	nr/22	A	L	71-50
2/4	Auburn*	H	W	74-52	
2/7	@LSU*	A	L	65-52	
2/11	@Tennessee*	A	L	69-65	
2/14	Mississippi St.*	nr/6	H	L	77-70
2/18	@Kentucky*	nr/9	A	L	73-56
2/21	South Carolina*	nr/25	H	W	82-66
2/28	Florida*	H	L	73-68	
3/3	Alabama*	H	L	72-68 (OT)	
3/6	@Ole Miss*	A	L	55-45	

SEC Tournament — Atlanta, Ga.

3/11	South Carolina	N	L	91-81
------	----------------	---	---	-------

*Southeastern Conference games

1/5	Ole Miss*	W	69-46	
1/8	@Florida*	L	82-74	
1/11	Alabama*	nr/21	L	64-61
1/15	@Mississippi St.*	nr/11	L	80-55
1/19	@LSU*	L	66-63 (OT)	
1/22	Auburn*	W	95-59	
1/29	Kentucky*	nr/6	L	68-67
2/2	@South Carolina*	L	64-52	
2/5	@Ole Miss*	W	66-65	
2/9	Georgia*	W	62-47	
2/12	LSU*	W	65-62	
2/16	@Alabama*	nr/16	L	72-63
2/19	@Vanderbilt*	L	79-65	
2/26	Tennessee*	W	70-68	
3/1	Mississippi St.*	L	57-55	
3/5	@Auburn	L	77-64	

SEC Tournament — Atlanta, Ga.

3/10	Tennessee	L	65-46
------	-----------	---	-------

*Southeastern Conference games

Lineup (most starts)				
Name		Pts.	Rebs.	Assts.
6-1	Fr. G Eric Ferguson	10.9	3.1	3.3
6-4	Fr. G/F Jonathon Modica	11.5	4.5	
6-8	Sr. F Carl Baker	3.3	4.1	
6-7	Sr. F Alonzo Lane	4.0	2.9	
6-8	Sr. F Dionisio Gomez	8.3	6.6	

Lineup (most starts)				
Name		Pts.	Rebs.	Assts.
6-1	So. G Eric Ferguson	8.1	2.6	2.8
6-7	Fr. G/F Ronnie Brewer	12.2	5.5	3.4
6-4	So. F Jonathon Modica	16.5	4.5	
6-8	Sr. F Billy Pharis	5.5	2.9	
6-5	Fr. F Olu Famutimi	7.0	3.5	

Lineup (most starts)				
Name		Pts.	Rebs.	Assts.
6-1 Jr.	G Eric Ferguson	8.8	2.7	4.3
6-7 So.	G Ronnie Brewer	16.2	4.8	3.4
7-0 Fr.	C Steven Hill	2.3	2.3	1.8 blk
6-7 Fr.	F Charles Thomas	5.5	2.7	
6-5 So.	F Olu Famutimi	9.4	4.2	

Lineup (most starts)				
Name		Pts.	Rebs.	Assts.
6-5 Sr.	G Dontell Jefferson	3.2	3.1	4.4
6-7 Jr.	G Ronnie Brewer	18.4	4.8	3.3
6-5 Sr.	G Jonathon Modica	16.1	4.0	
7-0 So.	C Steven Hill	3.0	3.5	2.8 blk
6-8 So.	F Charles Thomas	9.7	5.0	

2003-04 12-16, 4-12 (6th West) Coach: Stan Heath

Date	Opponent	UA/Opp Rank	Site	W/L	Score
11/21	Nicholls St.		H	W	89-60
11/25	Grambling St.		H	W	64-46
11/29	Jacksonville @ NLR		N	W	85-65
12/3	Oral Roberts		H	W	77-71
12/6	Illinois @ Chicago nr/11		N	L	84-61
12/9	Southeast Missouri St.		H	W	78-68
12/17	Louisiana Tech		H	W	68-56
12/20	Oklahoma St.		H	L	73-58
12/22	Western Carolina		H	L	62-59 (OT)
12/30	@Tulsa		A	W	81-74
1/3	North Texas		H	W	96-61
1/6	LSU*		H	L	66-55
1/10	@Mississippi St.* nr/22		A	L	80-62
1/14	@Alabama*		A	L	81-65

2004-05 18-12, 6-10 (4th West) Coach: Stan Heath

Date	Opponent	UA/Opp Rank	Site	W/L	Score
11/19	Winthrop		W	W	72-49
11/21	Troy		W	W	89-54
11/22	Eastern Michigan		W	W	82-64
11/27	Gardner Webb		W	W	79-63
11/30	Tulsa		W	W	85-73
12/4	Illinois @ NLR nr/3		L	L	72-60
12/7	@Missouri		W	W	62-52
12/16	Tennessee St.		W	W	96-68
12/18	Prairie View A&M		W	W	102-50
12/20	Lipscomb		W	W	83-54
12/23	Hartford		W	W	87-55
12/29	Jacksonville St.		W	W	73-67
12/31	Louisiana-Monroe		W	W	85-43

2005-06 22-10, 10-6 (T-2nd West) NCAA Tournament First Round Coach: Stan Heath

Date	Opponent	UA/Opp Rank	Site	W/L	Score
11/18	Portland St.		W	W	107-69
Maui Invitational — Maui, Hawaii					
11/21	Connecticut nr/3		L	L	77-68
11/22	Kansas		W	W	65-64
11/23	Maryland nr/23		L	L	75-62
11/26	Radford		W	W	75-55
11/30	Southern Miss		W	W	77-35
12/2	Missouri		W	W	66-63
12/6	Texas St.		W	W	73-67
12/15	Missouri St.		W	W	79-75



Junior forward Charles Thomas' averages nearly doubled from his freshman to sophomore seasons, going from 5.5 points and 2.7 rebounds to 9.7 points and 5.0 rebounds.



RECORDS SEASON-BY-SEASON RESULTS

Stan Heath and the Razorbacks will play at least eight games on national television this season.

MEDIA INFORMATION

Arkansas has 23 regular-season games scheduled to be televised in 2007.

Steven Hill and the Hogs receive extensive media coverage.

MEDIA INFORMATION	204
ARKANSAS RAZORBACK SPORTS NETWORK	206
MEDIA OUTLETS	207



MEDIA INFORMATION

The University of Arkansas Men's Sports Information Office appreciates your interest in UA basketball and strives to assist you in your coverage. Our offices are located on the top floor of the Broyles Athletic Center located north of Donald W. Reynolds Razorback Stadium. A list of our staff members, our address, and our telephone and fax numbers follows:

Mailing address:

UA Men's Sports Information
P.O. Box 7777
Fayetteville, AR 72702-7777

Overnight Address:

UA Men's Sports Information
Broyles Athletic Center
300 North Razorback Road
Fayetteville, AR 72701

Office: 479-575-2751

Fax: 479-575-7481

Press Row: 479-575-6622

Ticket Office: 479-575-5151
or 800-982-4647

Website:

www.hogwired.com



Kevin Trainor
Assistant Athletic Director/
Sports Information Director



Robby Edwards
Associate SID
(basketball contact)



Josh Maxson
Assistant SID



Molly O'Mara
Assistant SID



Mary Lynn Gibson
Secretary



Meredith Adams
Student Assistant



Matt Dozier
Student Assistant



Ross McDaniel
Student Assistant



Claire Scruggs
Student Assistant



Emily Striegler
Student Assistant



David Wright
Student Assistant

The following policies have been prepared in consideration of your needs, as well as the needs of our student-athletes, coaches and staff, in hopes of creating a positive working environment for us all. As always, we welcome your suggestions and will try to accommodate special needs.

Game Credentials

All requests for media and/or photo credentials must be made on letterhead by sports editors or sports directors of accredited media outlets only. Requests should be made as early as possible and no later than two days prior to the game. Requests should be mailed or faxed (479-575-7481) to Robby Edwards at the address listed at the beginning of this section.

Credentials will be granted to working media only and granted on a game-by-game basis. No multi-game or full season credentials will be issued.

Media and photo credentials will be issued according to the following priority:

1. Daily newspapers for production the following day
2. Sports editors only of other Arkansas daily newspapers
3. Originating broadcast of the visiting team
4. Accredited photographers (same priority as writers)
5. School publications (home and visiting campus publications are limited to a total of two media and two photo passes)
6. Accredited television sports directors and photographers
7. Approved special coverage
8. Professional scouts (one per team and limited to the first six requests)

Space limitations prevent accommodation of weekly media representatives and non-broadcasting radio personnel.

Also due to a lack of space, credentials will not be issued to web sites. The only possible exception is one credential may be issued to the official web site of the opposing team and/or the web site directly affiliated with the television network granted live broadcast rights for the game, space permitting.

Only fully accredited personnel directly involved in the coverage of the game will be admitted. Credentials are non-transferable. The Sports Information Office reserves the right to revoke any credential: (1) used by an individual other than the one to whom it was granted; (2) any individual who refused to comply with press row and/or photographic guidelines; (3) any individual who is not an accredited member of the media; and (4) any individual under the age of 16.

The Sports Information Office reserves the right to issue or deny any credential request.

No credentials will be mailed. All credentials are left at media will call.

Southeastern Conference Internet Policy and Guidelines

By acceptance of a credential, the holder agrees to the following conditions for any and all basketball games hosted by the SEC and its member institutions:

1. The SEC and its member institutions grant a media organization a limited license to use certain gathered information on the media organization's own Internet or on-line site beginning at the start of an athletic event and up to the conclusion of such event, all subject to the following limitations and conditions:

A. No more than 10 still photographs may be used for news coverage of the game and other editorial purposes. Such still photographs must be used on a time-delayed basis, that is at least five minutes after the photographed happening of the event depicted by the still photo.

B. It is agreed that video tape is NOT to be used on an Internet or on-line site (except that video tape may be shown as part of a single, non-archived, on-line "simulcast" of a television station's regularly-scheduled news program.

MEDIA INFORMATION





C. While a game is in progress, the use of textual statistical information is time-delayed and limited in amount (e.g., updates pertaining to score {detail only given in halftime updates}, injuries and national, conference or institutional record-breaking performances, a condensed halftime story) so that an organization's Internet or on-line game coverage does not undercut the authorized and rights-paying fee organization's right to play-by-play accounts of the game and/or exclusivity as to such rights.

2. Any proposed media use on an Internet or on-line site of the game information that is more detailed and/or more than described above will require separate written authorization by the SEC and/or its member institutions. However, such written authorization will not permit the use of game information in entertainment contexts and will not authorize game coverage that, due to immediacy or detail, constitutes a play-by-play account of the game.

3. Should any of these conditions be breached, the SEC and/or its member institutions will issue a written warning for the first violation. If this violation occurs during the last game of the institutions' regularly-scheduled season, the media organization may not be credentialed for the SEC Tournament. A second violation of this policy will result in the revocation of credentials to cover future basketball games hosted by the SEC and/or its member institutions.

Media Will Call

Located on the south side of Bud Walton Arena, just right of the main ticket window. All passes are left at media will call — **no credentials are mailed.**

Game Day Parking

A limited number of spaces are available in the lots south of Bud Walton Arena, located at the corner of Sixth Street and Razorback Road. All requests should be made to Associate SID Robby Edwards.

Media Work Room

BWA's work room is one of the most spacious and in the nation. It is located on the arena floor level, next to and adjoining the interview room. Weekly press briefings and Stan Heath's post-game press conferences are held in the interview room. Media members are encouraged to work from and file from the work room rather than press row. Wireless Internet is available in the work room and at press row. Please see Associate SID Robby Edwards for login information. In addition, a minimum of 10 telephones are available in the work room.

Photographers

BWA features two photo "wells," which are located to the right of each goal as you are facing the court. Tripods are not allowed on the floor at any time during play and photographers must sit on the floor so as to not block the view of spectators.

Spots in the photo wells are not reserved. Photographers are not allowed to shoot from either sideline due to space limitations. Sports information reserves the right to limit the number of strobe units used.

Radio Broadcasts

Visiting teams may utilize the four courtesy phone lines available in BWA. ISDN is available. Broadcasters needing more than four lines should contact the UA Sports Information Office. No banners are allowed to hang in front of any broadcast position.

Media Services

The University of Arkansas has one of the top statistical crews in college basketball. Our crew has worked NCAA Tournament regional championships and conference tournaments. Media will be provided play-by-play, halftime and final box scores, and shot charts for each half, in addition to coach and player quotes following the game.

Interview Policy

Arkansas players are available for interviews only on days of Stan Heath's press briefings, which are generally two days prior to each game. Select players are available for interviews following games in the back of the interview room. Following all home games, after the 10-minute cooling-off period, Heath sits in on Arkansas' post-game radio show and then proceeds to the media room.

Stan Heath's Weekly Teleconferences


Each Monday and Thursday from Jan. 4 through March 5. The SEC teleconference features each league head coach for seven minutes on a broadcast quality hookup. The teleconference runs from 10 a.m. to approximately 11:30 a.m. (central). Stan Heath's time slot is from 10:49 to 10:56. Media members can get the teleconference access numbers from either the SEC Media Relations Office (205-458-3010) or the UA Sports Information Office.

Razorback Satellite Services

At press time, no details were available on the uplink of highlights and interviews. The UA Sports Information Office will attempt to schedule highlight feeds following selected non-televised games. For details, contact the Sports Information Office.

Hogwired.com

The latest information on all Razorback men's athletics is just a click away on the web at Hogwired.com — the official web site of UA men's athletics. Game notes, quotes from Stan Heath's press conferences and game stories are a few of the items included. The site also offers biographical information on UA coaches and student-athletes, statistics and schedules. Fans can also access live stats of UA football, basketball and baseball games. The RazorZone is a premium site featuring radio game broadcasts of football, basketball and baseball. Video from the RazorZone includes coaches shows, press conferences and selected live events.





ARKANSAS RAZORBACK SPORTS NETWORK


The Arkansas Razorback Sports Network, a division of Little Rock-based KATV Channel 7, is in its 13th year of producing and delivering every moment of Razorback basketball to thousands of Hog fans world-wide.



ARSN, as the exclusive provider of all Razorback sports programming, produces and distributes all men's basketball, football and baseball radio broadcasts, and televises six live basketball games each season. Each week-day during the basketball and football seasons, Hog fans can get all the latest news on the Razorbacks by listening to the daily "Razorback Report" on any of the ARSN affiliate stations.

In addition to radio, ARSN produces all pay-per-view events of the university and coordinates special projects, such as home video production and marketing.

GETTING THE HOGS ON THE AIR



Mike Nail and Rick Schaeffer

Mike Nail (left), who is in his 25th year as the radio "Voice of the Razorbacks" broadcast his 750th Arkansas game in 2006. Nail's post-season experience includes one national championship, three trips to the Final Four, 16 NCAA tournaments, two NIT appearances and eight conference championships. The former sports director at KPOM/KFAA in Fayetteville, he also handled football play-by-play. **Rick Schaeffer** (right) in his third year back as the analyst,

Contacting ARSN

Arkansas Razorback Sports Network
P.O. Box 77
Little Rock, AR 72203
Phone: 501-324-7562 or
800-324-7479
Fax: 501-324-7509

Manager:
Todd Curtis
Affiliate Relations Director:
Leigha Floyd
Studio Operations Director:
Lee Francis
Field Operations Director:
James Dokes
Director of Sales and Marketing,
KATV, LLC: Mark Rose

but his 26th year overall. Schaeffer was not on ARSN broadcasts from 2000-04, but the former UA sports information director returned two years ago.



Scott Inman and Jimmy Dykes

Scott Inman (left) is in his first season as the play-by-play voice for Razorback basketball on ARSN television. In his eighth year with ARSN, he works as the pre-game and halftime studio host for football radio broadcasts, and he closes each game with the Scoreboard Show. The co-anchor of KATV's 5, 6 and 10 p.m. newscasts, the Stuttgart native graduated from Arkansas State in 1995. **Jimmy Dykes** (right) is in his 13th year on the ARSN television broadcast team. He serves as a college basketball analyst for ESPN, and has also worked for ABC and Raycom Sports. A 1985 graduate of Arkansas, he was a three-year letterman at UA and a member of two Southwest Conference championship teams.

MEDIA INFORMATION ARSN

2006-07 ARSN BASKETBALL NETWORK

Batesville- Mt. View	KWOZ-FM	103.3
Blytheville	KQDD-FM	107.3
Camden	KAMD-fm	97.1
Clarksville	KXIO-fm	106.9
Cleveland, MS	WDTL-fm	92.9
Crossett	KAGH-AM/FM	800 / 104.9
DeQueen	KDQN-FM	92.1
El Dorado	KAGL-FM	93.3
Fayetteville	KEZA-FM	107.9
Fayetteville	KKEG-FM	92.1
Forrest City-Marianna	KBFC-FM	93.5
Fort Smith	KFPW-AM / KQBK-FM	1230 / 104.7
Fort Smith	KHGG-AM/FM	1580 / 103.1
Fort Smith	KTTG-FM	96.3
Hamburg	KHMB-FM	99.5
Harrison	KHOZ-AM/FM	900/102.9
Hope	KHPA-FM	104.9
Hot Springs	KLAZ-FM / KBHS-AM	105.9 / 1420
Helena	KFFA-AM/FM	1360 / 103.1
Little Rock	KABZ-FM	103.7
Little Rock	KARN-AM/FM	920 / 102.9
Magnolia	KZHE-FM	100.5
Mena	KENA-FM	102.1
Monticello	KHBM-FM	93.7
Morrilton	KVOM-FM	101.7
Mountain Home - Yellville	KOMT-FM	107.5
Murfreesboro	KMTB-FM	99.5

Newport	KOKR-FM	96.7
Ozark	KDYN-AM/FM	1540 / 96.7
Paragould	KDRS-FM	107.1
Pocahontas	KPOC-FM	104.1
Russellville	KARV-AM/FM	610 / 101.3
Russellville - Dardanelle	KCAB-AM / KCJC-FM	980 / 102.3
Salem	KSAR-FM	92.3
Searcy	KSMD-FM	99.1
Stuttgart	KWAK-AM/FM	1240 / 105.5
Texarkana, AR	KPGG-FM	103.9
Warren	KWRF-AM/FM	860 / 105.5
White Hall -Pine Bluff	KTRN-FM	104.5
Wynne	KWYN-AM/FM	1400 / 92.5
Yellville / Mountain Home	KCTT-FM	101.7

2006-07 ARSN TV SCHEDULE

Dec. 5	Central Michigan	Fayetteville	7:05 p.m.
Dec. 14	Oakland	Fayetteville	7:05 p.m.
Dec. 16	Texas Tech	N. Little Rock	1:05 p.m.
Dec. 22	Oral Roberts	Fayetteville	7:05 p.m.
Dec. 30	Louisiana Tech	Fayetteville	TBA
Jan. 2	Tulsa	Fayetteville	7:05 p.m.

2006-07 BASKETBALL TELEVISION NETWORK

KATV (Ch. 7)	Little Rock, Ark.
KAIT (Ch. 8)	Jonesboro, Ark.
KNWA (Ch. 9)	Fayetteville, Ark.





NORTHWEST ARKANSAS

Northwest Arkansas Times

P.O. Box 1607
Fayetteville, AR 72702-1607
479-571-6419
FAX 479-442-1714
Terry Wood – sports editor

Arkansas Democrat-Gazette

Northwest Arkansas Bureau
515 Enterprise, Suite 106
Lowell, AR 72745
479-770-8469 or 888-223-9846
FAX 479-770-8484

Scott Cain – Basketball/ Football Beat

4302 Stonecrest
Springdale, AR 72762
479-927-5269
FAX 501-927-5284

Bob Holt – Football/ Basketball Beat

629 E. Lafayette
Fayetteville, AR 72701
479-582-2412

The Morning News of Northwest Arkansas

P.O. Box 7
Springdale, AR 72765
479-872-5131
FAX 479-872-5055
Chip Souza – sports editor
Paul Boyd – asst. sports editor
Ryan Malashock – beat
Alex Abrams, Jerry Reed, Grant Hall

Nate Allen Sports Services

Nate Allen
P.O. Box 3105
Fayetteville, AR 72702
479-442-5536

KFSM-TV (CBS)

4201 N. Shiloh Drive, Ste 169
Fayetteville, AR 72703
479-521-1378
FAX 479-521-6579
Mike Irwin – sports director
Dale Nicholson III

KHOG-TV (ABC)

15 N. Church Street
Fayetteville, AR 72701
479-521-1010
FAX 479-521-1430
Mark Lericos – sports director
Derek Burleson, Beau McCastlain

KNWA (NBC/FOX)

15 S. Block
Fayetteville, AR 72701
479-684-4423; 841-7315
FAX 479-571-8900
Bo Mattingly – sports director
Jason Carroll – producer
Aaron Peters, Derek Ruscin,
Jesse Abdenour

Hawks Illustrated

(Specialty Publication)
P.O. Box 7
2560 N. Lowell Road
Springdale, AR 72764
479-872-5177
FAX 479-872-5170
Clay Henry – editor
Dudley Dawson

Arkansas Traveler (University)

119 Kimpel Hall
Fayetteville, AR 72701
479-575-3406
FAX 479-575-3306

Southwest Times Record

P.O. Box 1359
Fort Smith, AR 72902
479-785-7753
FAX 479-784-0413
Scott Faldon – sports editor
Grant Tolley

KFSM-TV (CBS)

P.O. BOX 369
Fort Smith, AR 72901
479-783-1191
FAX 479-783-3295; 783-1965

KHBS-TV (ABC)

2415 N. Albert Pike
Fort Smith, AR 72904
479-783-8133
FAX 479-783-0550

UATV-TV (University)

University of Arkansas
116 Kimpel Hall
Fayetteville, AR 72701
479-575-3601
FAX 479-575-4314
Larry Foley – faculty manager

CENTRAL ARKANSAS

Arkansas Democrat-Gazette

P.O. Box 2221
Little Rock, AR 72203
501-378-3411
FAX 501-378-3869
Wally Hall – sports editor/columnist

Arkansas News Bureau

401 S. Victory
Little Rock, AR 72201
501-374-0699
FAX 501-374-0860
Harry King

Associated Press

Suite 308, Benton Bldg.
10810 Executive Center Drive
Little Rock, AR 72211
800-715-7291 / 501-225-3668
FAX 501-225-3249
Noah Trister

KATV-TV (ABC)

P.O. Box 77
Little Rock, AR 72203
501-324-7544
FAX 501-324-7852
Steve Sullivan – sports director
Chris Scott – producer
Rusty Jackson
Justin Aciri

KARK-TV (NBC)

1401 W. Capitol #104
Little Rock, AR 72201
501-340-4528
FAX 501-375-1961
Bo Mattingly – sports director
Keli Fulton, Aaron Nolan

KLRT-TV (FOX 16)

10800 Colonel Glenn Rd.
Little Rock, AR 72204
501-217-4257
FAX 501-227-0855
David Raath, Chris Kolkhorst

KTHV-TV (CBS)

P.O. Box 269
Little Rock, AR 72203
501-244-4572
501-244-4561
FAX 501-376-1645
Craig O'Neill – sports director
Mark Edwards, Wess Moore

Arkansas Razorback Sports Network

P.O. Box 77
Little Rock, AR 72203
501-324-7562
FAX 501-324-7509
Todd Curtis, Leigha Floyd

Pine Bluff Commercial

P.O. Box 6469
Pine Bluff, AR 71611
870-534-3400
FAX 870-534-0113
Blake Drehle – sports editor

TULSA OKLAHOMA

Tulsa World

P.O. Box 1770
Tulsa, OK 74102
918-581-8355
FAX 918-581-8352
Mike Strain – sports editor

KJRH-TV (NBC)

P.O. Box 2
Tulsa, OK 74101
918-742-6397
FAX 918-748-1436
Al Jerkins – sports director
Jason Shackelford, Marty Carpenter

KOTV-TV (CBS)

P.O. Box 6
Tulsa, OK 74101
918-582-6666
FAX 918-732-6185
John Holcomb – sports director
Mike Wolfe, Steve Wolfe
Scott Smith

KTUL-TV (ABC)

P.O. Box 8
Tulsa, OK 74101
918-445-9363
FAX 918-445-9359
Jack Bunds – sports director
Ruben Diaz, Rick Pendergraft

MEMPHIS TENNESSEE

The Commercial Appeal

495 Union Ave.
Memphis, TN 38103
901-529-2360
FAX 901-529-2362
Gary Robinson – exec. sports editor
Geoff Calkins – columnist
Marlon Morgan
Ron Higgins – SEC beat

WMC-TV (NBC)

1960 Union Ave.
Memphis, TN 38103
901-726-0408
FAX 901-278-7633
Jarvis Greer – sports director
Nick Paranjape, Dave Cera,
Carrie Anderson

WHBQ-TV (FOX)

485 S. Highland
Memphis, TN 38111
901-320-1340
FAX 901-320-1366
Matt Stark – sports director
Kevin Barbee

WPTY-TV (ABC) / WLMT (UPN-30)

2701 Union Extended
Memphis, TN 38112
901-321-7617
FAX 901-452-1820
Greg Gaston – sports director
Kevin Jenks, Jessica Taff, Rob
Petrone, Jamie Griffin

WREG-TV (CBS)

803 Channel 3 Drive
Memphis, TN 38103
901-543-2117
FAX 901-543-2167
Glenn Carver – sports director
Mike Ceide



NCAA TOURNAMENT BIDS

1. KENTUCKY	47
2. NORTH CAROLINA	38
UCLA	38
4. KANSAS	35
5. INDIANA	33
6. LOUISVILLE	32
7. SYRACUSE	31
8. DUKE	30
9. ARKANSAS	28
10. NOTRE DAME	27
ST. JOHN'S	27



NCAA TOURNAMENT VICTORIES

1. KENTUCKY	97
2. NORTH CAROLINA	89
3. DUKE	85
UCLA	85
5. KANSAS	73
6. INDIANA	59
7. LOUISVILLE	53
8. SYRACUSE	48
9. ARIZONA	41
10. CINCINNATI	40
MICHIGAN ST.	40
12. ARKANSAS	39



MOST APPEARANCES IN THE SWEET 16

1. KENTUCKY	20
NORTH CAROLINA	20
3. DUKE	19
4. LOUISVILLE	15
UCLA	15
6. INDIANA	14
KANSAS	14
SYRACUSE	14
9. ARIZONA	12
CONNECTICUT	12
11. MARYLAND	11
12. ARKANSAS	10
MICHIGAN ST.	10




FINAL FOUR APPEARANCES

1. NORTH CAROLINA	16
2. UCLA	15
3. DUKE	14
4. KENTUCKY	13
5. KANSAS	12
6. OHIO ST.	9
7. INDIANA	8
LOUISVILLE	8
9. ARKANSAS	6
CINCINNATI	6
MICHIGAN ST.	6
OKLAHOMA ST.	6



PRESTON CRANFORD



GARY ERVIN

HOGS AT HOME

2006 Record: 15-1, the best in the SEC

Bud Walton Arena (1994-Present): 170-40, an .810 winning percentage

National Attendance Rankings: Top 15 every year since 1994



2006 | 07 RAZORBACKS

SCHEDULE



SEAN McCURDY



CYRUS McGOWAN

DATE	OPPONENT	TV	SITE	TIME
Friday, Oct. 20	Red-White Game		Fayetteville, Ark.	7:05 p.m.
Tuesday, Oct. 31	Xavier-New Orleans (Exh.)		Fayetteville, Ark.	7:05 p.m.
Monday, Nov. 6	California University (Pa.) (Exh.)		Fayetteville, Ark.	7:05 p.m.
Friday, Nov. 10	Southeast Missouri St.		Fayetteville, Ark.	7:05 p.m.
Saturday, Nov. 18	Stephen F. Austin St.		Fayetteville, Ark.	2:05 p.m.
Thur.-Sun. Nov. 23-26	Old Spice Classic		Orlando, Fla.	TBA
	(Arkansas, Marist, Minnesota, Montana, Southern Illinois, Virginia Tech, West Virginia, Western Michigan)			
Thursday, Nov. 23	vs. Southern Illinois	ESPN2	Orlando, Fla.	11 a.m.
Friday, Nov. 24	vs. Minnesota or Marist	ESPN2	Orlando, Fla.	9:30 a.m.
Sunday, Nov. 26	vs. TBA	ESPN2/U	Orlando, Fla.	TBA
Thursday, Nov. 30	at Missouri	ESPN2	Columbia, Mo.	8 p.m.
Saturday, Dec. 2	Missouri-Kansas City		Fayetteville, Ark.	TBA
Tuesday, Dec. 5	Central Michigan	ARSN	Fayetteville, Ark.	7:05 p.m.
Thursday, Dec. 14	Oakland	ARSN	Fayetteville, Ark.	7:05 p.m.
Saturday, Dec. 16	#vs. Texas Tech	ESPN/ARSN	N. Little Rock, Ark.	1:05 p.m.
Wednesday, Dec. 20	at Texas	ESPN2	Austin, Texas	8 p.m.
Friday, Dec. 22	Oral Roberts	ARSN	Fayetteville, Ark.	7:05 p.m.
Saturday, Dec. 30	Louisiana Tech	ARSN	Fayetteville, Ark.	TBA
Tuesday, Jan. 2	Tulsa	ARSN	Fayetteville, Ark.	7:05 p.m.
Saturday, Jan. 6	*Alabama	LFS	Fayetteville, Ark.	1:05 p.m.
Tuesday, Jan. 9	*at Florida	ESPN	Gainesville, Fla.	6:05 p.m.
Saturday, Jan. 13	*at Ole Miss	FSN	Oxford, Miss.	4 p.m.
Wednesday, Jan. 17	*Georgia	ESPNU	Fayetteville, Ark.	8:05 p.m.
Saturday, Jan. 20	*LSU	CBS	Fayetteville, Ark.	2:45 p.m.
Wednesday, Jan. 24	*at South Carolina		Columbia, S.C.	6:30 p.m.
Saturday, Jan. 27	*at Alabama	LFS	Tuscaloosa, Ala.	2:05 p.m.
Saturday, Feb. 3	*Kentucky	LFS	Fayetteville, Ark.	12:05 p.m.
Wednesday, Feb. 7	*Auburn	LFS	Fayetteville, Ark.	7:05 p.m.
Saturday, Feb. 10	*at LSU	LFS	Baton Rouge, La.	12:05 p.m.
Wednesday, Feb. 14	*at Mississippi St.		Starkville, Miss.	7 p.m.
Saturday, Feb. 17	*Ole Miss	FSN	Fayetteville, Ark.	4:05 p.m.
Wednesday, Feb. 21	*at Auburn		Auburn, Ala.	7 p.m.
Saturday, Feb. 24	*Tennessee	LFS	Fayetteville, Ark.	12:05 p.m.
Wednesday, Feb. 28	*Mississippi St.	LFS	Fayetteville, Ark.	7:05 p.m.
Saturday, March 3	*at Vanderbilt		Nashville, Tenn.	3 p.m.
Thur.-Sun., M. 8-11	SEC Tournament		Atlanta, Ga.	TBA

Fayetteville games in bold red
 ARSN- Arkansas Razorback Sports Network
 # - game played in Alltel Arena

LFS - Lincoln Financial, formerly
 Jefferson-Pilot Sports
 * - Southeastern Conference games

FSN - Fox Sports Network
 All times central and subject to change



HEAD COACH
 STAN HEATH

